



**CHICAGO BEARS**  
**1988 MEDIA GUIDE**



Bears Fans  
Reach For The Best.

BREWED  
WITH

*Pure Artesian Spring Water*

HEILEMAN'S

PURE  
GENUINE

Old  
Style

CONTENTS 12 FL. OZ. (355ml)

*Light Lager*

# THE FRITO-LAY UNSUNG HERO AWARD



FRITO-LAY's®  
RUFFLES®  
O'GRADY's® and  
DELTA GOLD® are  
trademarks of  
Frito-Lay, Inc. © 1987



*Challenge  
for Children*

Ron Rivera  
1987 Frito-Lay Unsung  
Hero of the Year



## WHO WILL BE THE 1988 FRITO-LAY UNSUNG HERO OF THE YEAR?

Frito-Lay, Inc. and the Chicago Bears are teaming up for a better Chicago through the Frito-Lay Unsung Hero of the Week/Year Awards program.

Frito-Lay will donate \$100 per point scored by the Bears to Children's Memorial Hospital in the name of the Frito-Lay Unsung Hero of the Week. An additional 10% of the year's total will be donated in the name of the 1988 Frito-Lay Unsung Hero of the Year, who will follow Dennis Gentry, Kurt Becker and Ron Rivera, Frito-Lay Unsung Heroes of 1985, 1986 and 1987.

Since 1985, total Frito-Lay Unsung Hero donations have exceeded \$150,000.

# TABLE OF CONTENTS

## STAFF

Club Directory	3
Front Office	4-12
Head Coach	13-15
Assistant Coaches	16-20; 124

## PLAYERS

Veterans	21-71
Durability Chart	71
Draft Choices	72-80
Free Agents	81-84
Roster	96-97
Bear Honor Roll	150-58

## 1987

Statistics	86-87
Game-by-Game	88-95
Records Set in '87	104

## RECORDS & HONORS

Soldier Field Records	105
Bear Records	106-135
Pro Bowl	172

## HISTORY

Overtime Games	100
Pre-Season Results	101
Hall of Famers	136-137
Historical Highlights	137-39
Walter Payton	140-41
George S. Halas	142
Playoff Games	143-49
Bears vs. NFL	159-64
Bears All-Time Results	165-70

## DRAFT

1987 Selections	72-80
Recent Bear Drafts	102
Past First Round Picks	103

## MEDIA INFORMATION

Important Dates	100
Credentials	174
Phone Numbers	174
Radio	175
Opponent Information	176

## MISCELLANEOUS

Instant Replay	85
How Bears were Built	98
What to look for in '88	99
Soldier Field	171
Halas Hall	171
All-Time Coaching Records	173
1988 Schedule	Inside Back

## BEAR TICKET INFORMATION

BOX OFFICE	55 E. Jackson Blvd. (rm. 1250) Chicago, IL 60604 Ticketron
ADDITIONAL OUTLETS	\$25.00, \$22.00
TICKET PRICES	
SEASON TICKETS	Applications for the waiting list are accepted at any time. Box office hours are 9 a.m. to 4 p.m. Monday through Friday.

## HEADQUARTERS

Halas Hall  
250 N. Washington Rd.  
Lake Forest, IL 60045  
Telephone: (312) 295-6600  
Telecopier: (312) 295-5238  
Press Room: (312) 295-2020

## TICKET OFFICE

55 E. Jackson Blvd.  
Chicago, IL 60604  
Box Office: (312) 663-5100

### BOARD OF DIRECTORS

Edward W. McCaskey  
Michael B. McCaskey

Virginia H. McCaskey  
Robert Brizzolara

Andrew McKenna  
Walter Payton

### OFFICERS

Chairman of the Board	Edward W. McCaskey
President and Chief Executive Officer	Michael B. McCaskey
Secretary	Virginia H. McCaskey
Treasurer	Ted Phillips

### COACHING STAFF

Head Coach	Mike Ditka
Research & Quality Control	Jim Dooley
Offensive Coordinator	Ed Hughes
Special Teams/Tight Ends	Steve Kazor
Receivers/Quarterbacks	Greg Landry
Defensive Back	Jim LaRue
Defensive Line	John Leva
Linebackers	Dave McGinnis
Running Backs	Johnny Roland
Offensive Line	Dick Stanfel
Defensive Coordinator	Vince Tobin

### PLAYER PERSONNEL

Vice-President for Player Personnel	Bill Tobin
Regional Scout	Jim Farmer
Regional Scout	Rod Graves
Regional Scout	Don King
Pro Scout	Ken Geiger
Bears-Blesto Area Scout	Jeff Shiver

### FINANCE

Director of Finance	Ted Phillips
*Purchasing Agent	Max Swiatek

### ADMINISTRATION

Dir. of Administration	Bill McGrane
Dir. of Com. Involvement	Pat McCaskey
Dir. of Public Relations	Ken Valdiserri
Asst. Dir. of Public Relations	Bryan Harlan
Public Relations Asst.	John Bostrom

### INFORMATION SYSTEMS

Dir. of Information Systems	Greg Gershuny
-----------------------------	---------------

### MARKETING

Marketing & Promotional Representative	John Parkin
--	-------------

### VIDEO AND PHOTOGRAPHY

Video/Photography Director	Mitch Friedman
Assistant	Dean Pope
Sideline Photography	Bill Smith

### TICKETS

*Ticket Manager	Gary Christenson
*Assistant	Betty Swanson

### STADIUM OPERATIONS & SKYBOX;

HALAS HALL	
Stadium Oper. & Skybox Mgr.	Tim LeFevour
Superintendent-Halas Hall	R.L. McMurrin

### TRAINING AND CONDITIONING

Trainer	Fred Caito
Assistant Trainer	Brian McCaskey
Strength Coordinator	Clyde Emrich

### MEDICAL

Consulting Physician	Clarence Fossier
Internist	Jay Munsell

### EQUIPMENT

Equipment Manager	Gary Haeger
Assistant	Tony Medlin
Groundskeeper	Ken Mrock

### ADMINISTRATIVE STAFF

Mary Albright	Louise Johnson
Barb Allen	Donna Medica
Sherri Geisler	Eileen Semrow
Nancy Gudgeon	*Liz Smith
Sharon Harrison	Joan Zmhral
*Jean Jensen	

\* denotes office location is:  
55 E. Jackson Blvd.  
(312) 663-5100



## EDWARD W. McCASKEY

### Chairman of the Board

On November 11, 1983, Edward McCaskey was named the second Chairman of the Board in the 68-year history of the Chicago Bears. He succeeded Club Founder George Halas in that role.

He has been an executive with the Bears since 1967 and has been responsible for spearheading the club's civic projects. Last off-season a pair of honors were bestowed upon the senior executive. He was recognized for his long and meritorious service and outstanding contributions to the Brian Piccolo Cancer Research Fund. McCaskey has served 17 years as an active board member for the annual Piccolo Golf Committee which has donated over \$1.75 million to the Sloan-Kettering Cancer Center in New York, as a memorial to Brian Piccolo.

In addition, McCaskey was recognized by the U.S. Army as he received a Bronze Star Medal and Combat Infantry Badge acknowledging his satisfactory performance of duty while assigned as an infantry officer in active ground combat for the 80th infantry division in 1944.

An entertaining speaker to go along with his warm and outgoing personality has made McCaskey a natural for community involvement programs. He served on the board of trustees of Rosary College, as trustee of the Piccolo Children's Fund, the Illinois Chapter of the National Hemophilia Foundation, the Chicago Association for Retarded Citizens, and the Charlie Conacher Research Fund at the Toronto General Hospital. He was also on the Board of Directors of the Michigan Avenue National Bank, NFL Films and the Central States Institute of Addiction before stepping down from those duties last year.

McCaskey was a close friend of the late Brian Piccolo and worked closely with Screen Gems in production of the movie "Brian's Song" and the NFL owners on the Piccolo Golf Tournament Committee.

McCaskey was in the music publishing business in New York and was associated with the late Jimmy Dorsey following his stint with the U.S. Army in WW II. McCaskey served with the 80th infantry in France - enlisting as a private and leaving the Army with Captain's rank.

Since coming to Chicago in 1949, he has been merchandising manager for the National Retail Tea and Coffee Association, executive vice president of Merchandise Services, Inc., and account executive for E.F. McDonald Co., and vice-president/treasurer for the Bears.

Born April 27, 1919, in Philadelphia, McCaskey sang with dance bands before enrolling at the University of Pennsylvania in 1940. He was a football tackle at Lancaster (PA) Catholic High prior to graduation in 1937. He continued a singing career during his collegiate days and was elected class president at Penn.

McCaskey and his wife Virginia have 11 children, 15 grandchildren, and reside in Des Plaines, IL.

## BRIAN PICCOLO AWARD

Bear veterans vote the award to the rookie who best exemplifies the courage, loyalty, teamwork, dedication and sense of humor of the late Brian Piccolo.

A running back who died of cancer June 16, 1970, Piccolo was in his fourth season with the club when forced from the lineup because of the malignancy. He was 26 years old when he died and left a wife, three daughters, and legions of friends.

He signed with the Bears as a free agent following the '64 collegiate season. As a senior at Wake Forest, Piccolo led the nation in scoring (111) and rushing (1,044).

1987	..... Ron Morris (WR)	1978	..... John Skibinski (RB)
1986	..... Neal Anderson (RB)	1977	..... Ted Albrecht (T)
1985	..... Kevin Butler (K)	1976	..... Brian Baschnagel (WR)
1984	..... Shaun Gayle (DB)	1975	..... Roland Harper (RB)
1983	..... Jim Covert (T)	1974	..... Fred Pagac (TE)
1982	..... Jim McMahon (QB)	1973	..... Wally Chambers (DT)
1981	..... Mike Singletary (LB)	1972	..... Jim Osborne (DT)
1980	..... Bob Fisher (TE)	1971	..... Jerry Moore (S)
1979	..... Dan Hampton (DE)	1970	..... Glen Holloway (G)

# MICHAEL B. McCASKEY

## President and Chief Executive Officer



Under the effective leadership of President and Chief Executive Officer, Michael McCaskey, the Chicago Bears have reached a consistent and stable level of performance both on the football field and in the front office. The team's stability has been molded because of sound decision making and a determination to create and signal a new era.

In just four and a half years since being named only the third President in Bear history, November 11, 1983, the NFL's oldest franchise has captured 50 of its last 63 regular season games, a Super Bowl crown in 1985, an NFC Championship and four consecutive NFC Central Division Titles. For his and the team's accomplishments, McCaskey received the highest honor given to any football front office member following the 1985 season: "The Sporting News Executive of the Year Award."

Succeeding his grandfather, George S. Halas, and his uncle George S. Halas, Jr., McCaskey has initiated changes, restructured and clarified lines of organizational authority while placing qualified front office personnel in important administrative roles. In 1986, McCaskey named Bill Tobin Vice President for Player Personnel in recognition of his contribution to the club's development. In addition, he promoted veteran NFL administrator Bill McGrane, a Bear employee since 1975, to the role of Director of Administration. Ted Phillips, the club's controller since 1983, was named Director of Finance and is responsible for negotiating player contracts. McCaskey also signed Mike Ditka to a three-year extension of his coaching contract last season. Ditka begins his 7th season as the Bears head coach with the best winning percentage in club history. He leads Ralph Jones (.678) and George Halas (.676) in that category and trails just Halas (40 years) in tenure.

With an eye toward establishing financing for a new stadium in the Chicago area and improving the Bears current stadium situation, McCaskey spearheaded an effort to get 56 new skyboxes built at Soldier Field this past offseason. Additionally, he was instrumental in getting Soldier Field's artificial turf replaced with natural grass.

McCaskey's management background led him to add in-house computer capabilities in his first year and that has been instrumental in enhancing the team's operation in the areas of coaching analysis, ticketing, public relations, accounting and word processing. Other significant changes in the McCaskey tenure include the return to WGN as the radio flagship station and moving training camp to the University of Wisconsin, Platteville. McCaskey and the UWP officials signed a recent extension of their agreement that will keep the Bears training in Platteville for years to come.

On the league level, Commissioner Pete Rozelle named Michael McCaskey to the NFL's Long Range Planning Committee. That committee surveys long range opportunities and trends for the NFL. The ideas for compiling three-year financial projections and hosting an NFL game in London were proposed by this group for league consideration.

McCaskey was born December 11, 1943 and grew up in Des Plaines, Illinois. He graduated from Notre Dame High School in suburban Niles. Following graduation from Yale in 1965, McCaskey served as a Peace Corps volunteer in Ethiopia. Afterwards he earned a doctorate in business at Case Western Reserve University and then taught at UCLA (1972-75) and the Harvard Business School (1972-82). He also authored a book, The Executive Challenge: Managing Change and Ambiguity.

McCaskey and his wife, Nancy, have one son, John (born June 5, 1984) and reside in Winnetka, Illinois.



## BILL TOBIN

### Vice President of Player Personnel

The Chicago Bears are the only NFL team that has won four straight division titles and 50 games since 1984. One of the key factors behind the success of the team and its promising outlook in the future is Vice-President of Player Personnel Bill Tobin.

Regarded by "football types" as one of the league's premier personnel chiefs, Tobin and his five man staff have supplied the organization with plenty of arsenal to forge the NFL's best record. The Bears are the only team in the league with each of its first and second round draft choices from the 1980's still playing in the NFL. Thirteen of those 14 players are on the Bears roster (Wilber Marshall, Washington) and 12 enter 1988 as starters. While the roster is

rounded out with a mix of lower draft choices and free agents, the nucleus of the team is comprised of top draft picks – the impetus behind the team's performance. Besides the high choices, Tobin and his staff have also procured starters through the middle rounds (Richard Dent, Mark Bortz), late rounds (Shaun Gayle), college free agents (Jay Hilgenberg) and discarded pro free agents (Steve McMichael).

Tobin was given the title of Vice President following the 1986 season by Club President Michael McCaskey in recognition of his department's significant contribution to the team's recent rise to the elite of the NFL. In his current role, Tobin is the team's primary contact regarding all personnel matters; conducts the annual college draft; and monitors the NFL waiver wires in hopes of upgrading the team through the free agent route. Tobin is aided by a staff that consists of three regional college scouts, a pro scout and a Blesto area scout who contribute to the evaluation of over 1000 pro prospects every year.

The 47-year old Missourian, a native of Burlington Junction, Tobin joined the Bears as Director of Pro Scouting in 1975 and held that post until being promoted to Director of Player Personnel in 1984 upon Michael McCaskey's arrival. Part of Tobin's duties in his past and current positions have involved touring campuses and scouting prospects firsthand – he visits approximately 100 schools each year.

Prior to joining the Bears, Tobin spent two years (1971-72) as a regional scout and two seasons (1973-74) as Director of Pro Scouting for the Green Bay Packers. Working under his college coach, Dan Devine, Tobin assisted in drafting four "Rookies of the Year" – John Brockington, Chester Marcol, Willie Buchanon and Don Woods. Before entering the pro ranks, Tobin was offensive coordinator and backfield coach at Central Connecticut State College from 1968-70.

Tobin had a successful playing career at both the collegiate and professional level. A star running back at the University of Missouri from 1959-62, Tobin was MVP of the 1962 Bluebonnet Bowl after leading the Tigers to a 14-10 win over Georgia Tech. He played for the Houston Oilers in 1963 and was the club's "Rookie of the Year." The next season he joined the Edmonton Eskimos where he played for three seasons while serving as a graduate assistant at Missouri (1964-66) where he earned a masters in education. Tobin's final stop as a player was Orlando where he spent two seasons in the Continental Football League.

Born February 16, 1941 approximately 100 miles from Kansas City, Tobin had two brothers play college football including Vince, a teammate at Mizzou and now the Bears defensive coordinator. Bill and his wife, Dusene, have two daughters, and one son, Duke, a senior quarterback at Hersey High School in Arlington Heights and one of the area's top college prospects.

## RETIRED NUMBERS

3 .....	RB-T Bronko Nagurski	42 .....	QB Sid Luckman
5 .....	RB George McAfee	56 .....	E Bill Hewitt
7 .....	E George Halas	61 .....	LB Bill George
28 .....	RB Willie Galimore	66 .....	C Bulldog Turner
34 .....	RB Walter Payton	77 .....	RB Red Grange
41 .....	RB Brian Piccolo		



## **BILL McGRANE**

### **Director of Administration**

A man involved with almost of every facet of the club's operation is Bill McGrane, who begins his 14th season with the Bears and second as Director of Administration. McGrane was promoted to his current position following the 1986 season after serving as Director of Communications and Marketing for three seasons. He joined the Bears in 1975 as Assistant to the General Manager, a position he held for nine years.

In his current role, McGrane supervises the various departments in the front office and is also involved with Michael McCaskey in several administrative tasks including radio/television contracts and serving as a liaison with the league office.

McGrane has been involved in virtually every aspect of NFL affairs in 22 years at both the club and league level. He served as public relations director of the Minnesota Vikings from 1966-72 – a period in which the club won three NFC Central division titles. McGrane then moved to the NFL office in New York where he had a two-year stint as Assistant to the President (George Halas) of the National Football Conference. Former Bears' general manager Jim Finks, a co-worker of McGrane's at Minnesota, hired McGrane to be his assistant in 1975.

A nationally acclaimed writer, McGrane completed "Sweetness" a book about Walter Payton's 13-year career, following the 1987 season, McGrane's also authored a book about former Minnesota Vikings coach Bud Grant in 1986 entitled "BUD: The Other Side of the Glacier". Grant was the Vikings coach during six of McGrane's seven seasons in Minnesota. McGrane has also written the "Insight" column for 16 years in Gameday Magazine – the NFL's weekly program.

A 1958 graduate of the University of Iowa, McGrane entered the newspaper business following college and joined the staff of the Des Moines Register and Tribune for one year. He worked seven years (1959-66) as a sportswriter for the Minneapolis Tribune before joining the Vikings.

McGrane was born September 7, 1933 in Des Moines, Iowa. He and his wife, Dorothy, have four children and reside in Arlington Heights, IL.



## **TED PHILLIPS**

### **Director of Finance**

Ted Phillips' primary duty as the club's Director of Finance is negotiating player contracts – a year-round task in the complex world of pro football. Phillips, appointed to his current post on March 4, 1987, also oversees the club's financial operations and accounting staff and is a club officer, serving as treasurer.

Phillips joined the Bears staff in September of 1983 as controller, a position he held until last year. He assisted in preparing and constructing player contracts for two years prior to becoming a full-time negotiator.

Before joining the Bears, Phillips was employed as an auditor and tax accountant with Ernst & Whinney from 1979-83. He graduated from the University of Notre Dame in 1979 with a degree in business/accounting.

Born June 27, 1957 in Oneida, NY, Phillips is single and resides in Chicago.





Pat McCaskey



Ken Valdiserri



Bryan Harlan



John Bostrom

## **PAT McCASKEY** **Director of Community Involvement**

Patrick McCaskey does community work and travel arrangements for the Chicago Bears. He also sets up the home game national anthem performers and the halftime shows and the road game chapel speakers.

McCaskey serves on several boards including the Brian Piccolo Golf Tournament, Cabrini Green Legal Aid Clinic, Community Youth Creative Learning Experience, Lawndale Community Church, Maryville Chuckwagon Day, Michigan Avenue National Bank, and Saint Joseph Hospital.

He is vice president and treasurer of Sports Teams Organized for the Prevention of Substance Abuse. He is also Chairman of the Chicago Fellowship of Christian Athletes.

McCaskey and his wife, Gretchen, have one son, Edward (born October 26, 1986) and reside in Lake Forest, Illinois.

## **KEN VALDISERRI** **Director of Public Relations**

5th season with Bears... Assistant Director of Public Relations for Chicago White Sox for three years (1981-83)... Served as an Administrative Assistant in Baseball Commissioners Office in New York (1980) before joining White Sox... Spent 2½ years working in University of Notre Dame sports information office... Earned degree in Communication Arts from Notre Dame in 1980... Single... Resides in Deerfield, IL.

## **BRYAN HARLAN** **Assistant Director of Public Relations**

5th season with Bears... Graduated from University of Iowa with degree in journalism and mass communications in May, 1984... Worked in Hawkeye Sports Information Office (1980-84)... Summer intern in Green Bay Packers public relations department (1980-82)... Sports Director/news reporter at KRNA-radio in Iowa City (1983-84)... Single... Resides in Chicago.

## **JOHN BOSTROM** **Public Relations Assistant**

2nd season with Bears... Interned with club during 1985 and 1986 seasons... Graduated from Lake Forest College site of Bears year round operation - in May 1987... Earned degree in business... Single... Resides in Arlington Heights, IL.



**Jim Parmer**



**Rod Graves**



**Don King**



**Ken Geiger**

## **JIM PARMER** **Regional Scout**

16th season with Bears. . . Responsible for midwest and southwest areas. . . Worked as scout for Blesto combine for eight years (1967-74) prior to joining Bears. . . Two-way player as fullback and defensive back for Philadelphia Eagles for nine seasons (1947-56). . . Played on Eagles 1948 and 1949 championship teams. . . Coached three years at Texas Tech before scouting. . . Married (Mary). . . Three children. . . Resides in Abilene, TX.

## **ROD GRAVES** **Regional Scout**

5th season with Bears. . . Based in Atlanta and scouts east and southeast for club. . . Served as Assistant Director of Player Personnel with Philadelphia Stars of USFL in 1983. . . Regional scout with Stars for a year before being promoted. . . Father, Jackie, is former NFL scout. . . B.S. degree in economics from Texas Tech. . . Attended Jesuit College Prep in Houston. . . Married (Alesia) and resides in Decatur, GA.

## **DON KING** **Regional Scout**

5th season with Bears. . . Is responsible for scouting west region for club. . . Also spent 2½ years as scout for Houston Oilers. . . Head coach at University of Hawaii in 1967 and led team to 6-4 mark. . . Wife (Evelyn), three children. . . Resides in Sun Lakes, Arizona.

## **KEN GEIGER** **Pro Scout**

3rd season with Bears. . . Duties include monitoring NFL transactions. . . Part-time scout for Bears in 1984-85. . . Blesto area scout in 1983-84. . . Spent 30 years as head football and wrestling coach at Morton East High School in Cicero (1957-86). . . Took leave of absences to coach football at University of Illinois (1955-56) and football and wrestling at the University of Missouri (1963-65). . . Coached Bill and Vince Tobin and Johnny Roland at Mizzou. . . Married (Sheryl), five children. . . Resides in Berwyn, IL.

## **JEFF SHIVER** **Blesto Area Scout**

2nd season with Bears. . . Serves as both Bears area scout and Blesto combine scout. . . Bears are one of 7 teams in Blesto. . . Also has scouting experience in Canadian Football League. . . Has college coaching background at Purdue and University of Mississippi. . . Resides in Lafayette, IN. . . Married (Laura).



Jeff Shiver



Mitch Friedman



Dean Pope



Gary Haeger

## **MITCH FRIEDMAN**

### **Director of Video/Photographic Services**

13th season with Bears. . . Served in same capacity with Houston Oilers in 1973-74. . . Grew up in business with father (Bob) working for Dallas Cowboys and brother (Max) with Raiders in similar role. . . Has worked on special projects for NFL Films and NCAA Films on part-time basis. . . Sought after as consultant for college programs. . . Wife (Sandra) and two children reside in Vernon Hills, IL.

## **DEAN POPE**

### **Video Assistant**

3rd year with the Bears. . . Served as an intern in 1986 with the transition from film to video. . . A Wisconsin native. . . Graduate of University of Wisconsin Platteville with a degree in Radio & Television Broadcasting. . . Single. . . Lives in Lake Forest.

## **GARY HAEGER**

### **Equipment Manager**

5th season with Bears. . . Assistant Equipment manager (1984-86) before succeeding the retired Ray Earley. . . At 26, is youngest equipment manager in NFL. . . Basketball manager for Northern Illinois University (1982) and DePaul (1983). . . Member of Board of Directors of Arlington Heights Youth Athletic Association. . . Single. . . Resides in Rolling Meadows, IL.

## **TONY MEDLIN**

### **Assistant Equipment Manager**

2nd season with Bears. . . Previously athletic equipment manager at North Carolina Central University from 1982-86. . . Served as a student equipment manager at NCCU (1978-82). . . Earned B.S. degree in Therapeutic Recreation from NCCU. . . Single. . . Resides in Evanston, IL.

## **MAX SWIATEK**

### **Purchasing Agent**

55th season with Bears. . . Has served several capacities since joining team in 1934. . . Hired by George Halas who spotted him doing odd jobs at Wrigley Field. . . Besides serving as staff assistant to Halas, also has been equipment manager, trainer and traveling secretary. . . Has one son and three grandchildren. . . Resides in Chicago, IL.



Tony Medlin



Max Swiatek



Fred Caito



Clyde Emrich

## FRED CAITO

### Head Trainer

22nd season with Bears. . . Named head trainer in 1973, at age 23. . . Received bachelors degree from St. Joseph's College in 1969. . . Completed masters degree at Northwestern University in 1972. . . Member of the American College of Sportsmedicine, National Athletic Trainers Association, International Narcotic Enforcement Officers Association, National Strength and Conditioning Association and National Football League Athletic Society. . . Three children. . . Resides in Chicago.

## CLYDE EMRICH

### Strength Coordinator

17th season with Bears. . . Also has been club's summer camp director since 1984 when club moved camp to Platteville, WI. . . Outstanding career as weightlifter included fourteen-time Central AAU weightlifting champion, five times U.S. champion, U.S. Olympic squad member, Pan American champion. . . Member of weightlifting hall of fame. . . Broke two world records in 1957: first man under 200 pounds to lift 400 and 409 pounds clean jerk. . . Two sons. . . Resides in Libertyville, IL.

## BRIAN McCASKEY

### Assistant Trainer

7th season with Bears. . . Served as Head Student Trainer while earning both an athletic training and teaching degree from North Park College (1979-82). . . President and Founder of McCaskey Sports Medicine Clinic (three locations). . . Frequent speaker on sports medicine and training. . . Serves on boards of several charities including the Johnny Genna Foundation and North Park College Viking Club. . . Single. . . Resides in Chicago.

## GREG GERSHUNY

### Director of Information Services

5th season with Bears. . . Installed computer upon arrival and has expanded system since. . . Previously started a systems consulting partnership in Chicago (1983-84). . . Served as management services consultant with Arthur Young and Company (1981-83). . . Graduate of Indiana University's Graduate School of Business. . . Wife (Evelyn). . . One daughter. . . Resides in Evanston, IL.



Brian McCaskey



Greg Gershuny



Tim LeFevour



Gary Christenson

## TIM LeFEVOUR

### Stadium Operations Manager

9th season with Bears. . . Handles all stadium operations and 116 skyboxes, including 56 recently completed units. . . Previously with Chicago Park District as a writer for Public Information Office (1979-81). . . Assistant Director at WGN-TV in 1979. . . Has BA degree in Political Science from Loras College in Dubuque, Iowa. . . Wife (Judy). . . Four children. . . Resides in Arlington Heights, IL.

## GARY CHRISTENSON

### Ticket Manager

4th season with Bears. . . Worked previous eight years (1977-84) as assistant ticket manager for Minnesota Vikings. . . Also worked in ticket office of University of Minnesota athletic department. . . University of Minnesota graduate. . . Wife (Gretchen) and two children reside in Arlington, Heights, IL.

## JOHN PARKIN

### Marketing and Promotional Representative

2nd season with Bears. . . Serves club as part-time marketing rep. . . Current position with Bears is extension of previous business he has done with club. . . Owns company, Parkin Promotions, which is involved with advertising, promotion and printing sales. . . Marketing/Communications rep for AB Dick Co. before founding own business. . . Married (Nancy). . . Five children. . . Resides in Schaumburg, IL.



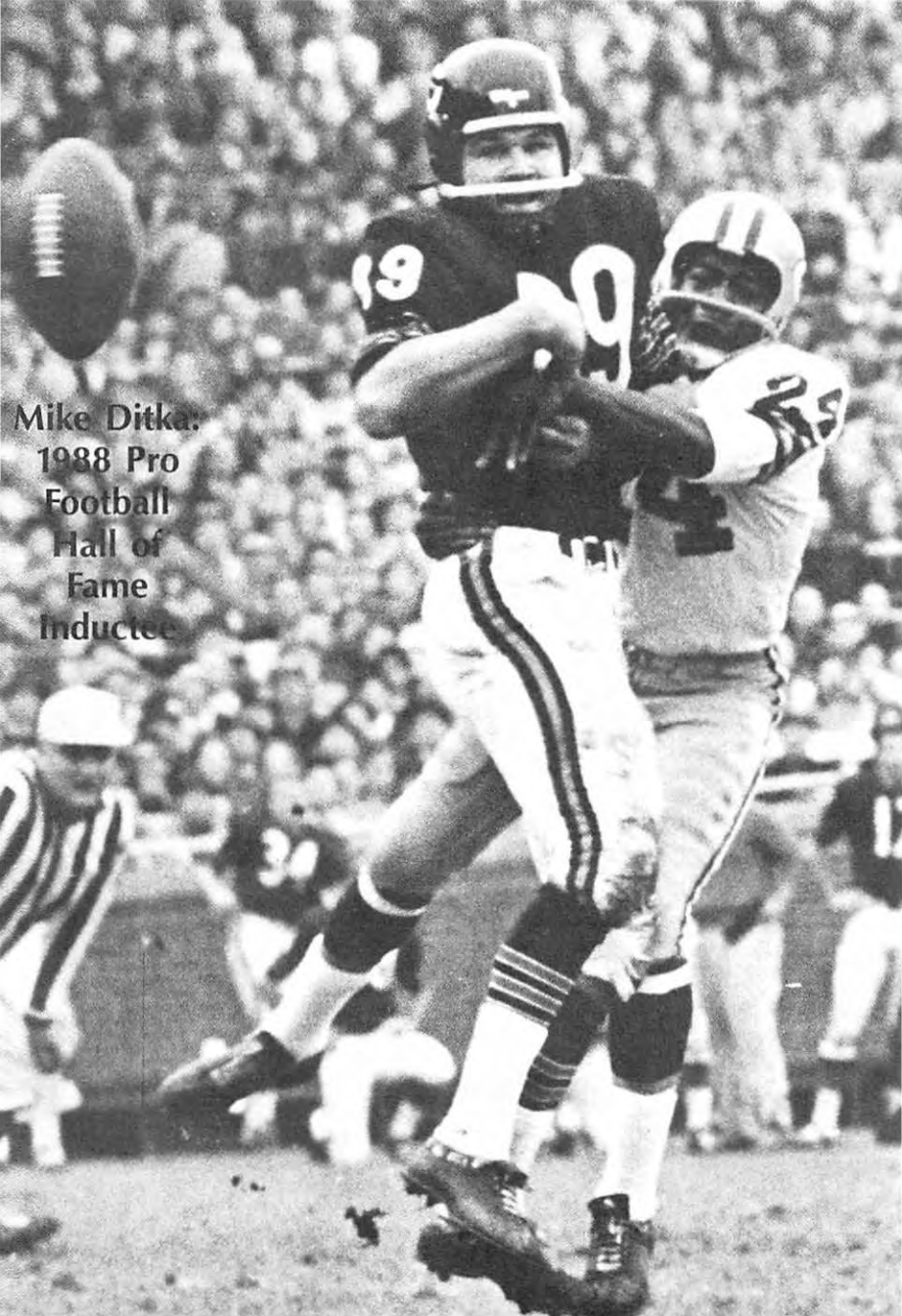
John Parkin



Richard McMurrin



Ken Mrock



**Mike Ditka:  
1988 Pro  
Football  
Hall of  
Fame  
Inductee**



## MIKE DITKA

### Head Coach

Mike Ditka's pro football career which already has spanned 27 years was capped this off-season by his selection to pro football's Hall of Fame. Ditka, already in an elite class as a Super Bowl winning coach and player adds to that the most prestigious individual honor an NFLer can attain. Ditka became the first tight end voted into the Hall of Fame as he joined Alan Page, Jack Ham and Fred Biletnikoff in this year's voting. Ditka will be inducted in Canton, Ohio this summer. "It's not an individual honor," Ditka said. "I had coaches, teammates and a quarterback who threw me the ball. I had a coach who designed an offense that threw the ball to the tight end and changed the look of pro football in the early 60's. I just played the position as good as I could the way Mr. Halas designed it," concluded Ditka.

Tight ends were essentially third tackles before Halas put Ditka in the passing game. Ditka's 75 catches in 1964 remained an NFL record for tight ends until San Diego's Kellen Winslow broke it in 1980.

As a Bear for six seasons, Ditka was NFL Rookie of the Year in 1961 and went to the next five Pro Bowls. His 316 receptions ranks third in Bear annals. He holds the club record for consecutive games with at least one reception, 49, between Dec. 3, 1961 and Oct. 10, 1965. He was traded to Philadelphia for QB Jack Concannon in 1967. After two years with the Eagles, he played four more in Dallas, where he coached nine seasons before joining the Bears as head coach in 1982.

In 1987, Ditka led the Bears to their fourth consecutive winning season and NFC Central Division title. The Bears finished the season with an 11-4 record before being eliminated in the first round of the playoffs by the Washington Redskins.

Ditka completed his 6th season as the Bears head coach with an overall record of 65-30 - a .684 winning percentage - the best in club history. He leads Ralph Jones (.678) and George Halas (.676) in that category and trails just Halas (40 years as head coach) in tenure. After posting an 11-14 record in his first two seasons (1982-83), Ditka has led the Bears to four consecutive NFC Central Division titles, two appearances in the NFC Title Game and a Super Bowl victory. In 1985, Ditka led the Bears to an 18-1 record (matched only by the 1984 49ers). The Bears' '85 campaign was highlighted by a 46-10 Super Bowl victory over the New England Patriots and earned "Iron Mike" The Sporting News, Associated Press and PFWA Coach of the Year honors. Ditka and Bill Walsh of the 49ers are the only NFL coaches who have led their teams to the last four playoffs. Only one other period in club history has a Bear team reached the playoffs four consecutive times (1940-43).

Among active NFL coaches with more than two seasons, Ditka's winning percentage ranks third behind Joe Gibbs (.720) and Don Shula (.701). Only Ditka and Cincinnati's Sam Wyche are now coaching the team's for whom they once played.

Ditka is a 27-year veteran of the NFL both as a player and coach. He has been in the league playoffs in 16 of those seasons, and has been a member of six NFC Championship teams and four NFL Champions. While serving nine years as an offensive coach under Tom Landry at Dallas, the Cowboys were in the playoffs all but one season and won NFL Championships in 1975, 1977 and 1978 with the NFL crown following the 1977 season.

Born October 18, 1939 in Carnegie, Pennsylvania, Ditka enjoyed a 12-year NFL playing career with the Bears (1961-66), Philadelphia Eagles (1967-68) and Dallas Cowboys (1969-72).

Ditka's versatility brought him college All-American honors in 1960 at Pittsburgh, where he was a solid two-way performer, defensively at end and middle linebacker, offensively as a receiver and blocker. He was also one of the nation's leading punters with a three-year average of 40 yards per boot. He starred in the East-West game and was voted the outstanding lineman of the Hula Bowl.



Ditka was the Bears' first round draft choice in 1961 (5th pick).

He is actively involved in numerous charitable endeavors; hosted 1987 "Say No To Drugs" banquet at his restaurant; donates time to Misericordia, the Little City Foundation, the Fellowship of Christian Athletes and Sports Teams Organized for the Prevention of Drug Abuse. He and his wife Diana have four children: Mike (27), Mark (26), Meagen (24) and Matthew (21).

## DITKA'S PRO STATS RECEPTIONS

Year/Club	No.	Yds.	Avg.	TD	Gms.
1972, Cowboys	17	198	11.6	1	14
1971, Cowboys	30	360	12.0	1	14
1970, Cowboys	8	98	12.3	0	14
1969, Cowboys	17	268	15.8	3	12
1968, Eagles	13	111	8.5	2	11
1967, Eagles	26	274	10.5	2	9
1966, Bears	32	378	11.8	2	14
1965, Bears	36	454	12.6	2	14
1964, Bears	75	897	12.0	5*	14
1963, Bears	59	794	13.5	8	14
1962, Bears	58	904	15.6	5*	14
1961, Bears	56	1076	19.2	12	14
<b>Career</b>	<b>427</b>	<b>5812</b>	<b>13.6</b>	<b>43</b>	<b>158</b>

\* Scored one additional touchdown on fumble recovery. Additional pro statistics:

Carried twice for two yards, recovered one fumble, and returned three kickoffs for 30 yards in 1971.

## DITKA'S BEAR RECORDS

1) Most consecutive games, 1+ Pass Receptions 49 12/2/62-10/10/65

2) Most touchdowns, game 4 10/13/63 tied Harlon Hill 10/13/54

## DITKA'S COACHING RECORD

### Assistant Coach

1973-81 Dallas Cowboys, special teams and receivers coach

### Head Coach

	Regular Season	Post-Season	vs. NFC	vs. AFC	vs. NFC Cent.	at Soldier Field
1982 Bears	3-6	0-0	2-5	1-1	1-3	2-2
1983 Bears	8-8	0-0	7-7	1-1	4-4	5-3
1984 Bears	10-6	1-1	8-4	2-2	7-1	6-2
1985 Bears	15-1	3-0	12-0	3-1	8-0	8-0
1986 Bears	14-2	0-1	10-2	4-0	7-1	7-1
1987 Bears	11-4	0-1	9-2	2-2	6-0	6-2
<b>Totals</b>	<b>61-27</b>	<b>4-3</b>	<b>48-20</b>	<b>13-7</b>	<b>33-9</b>	<b>34-10</b>



## JIM DOOLEY

### Research and Quality Control

Jim Dooley enters his 28th season with the organization as a man who has worn many hats. A lifelong football man, Dooley is admired by his peers for his vast knowledge of the x's and o's of the game. In his current capacity, Dooley scouts future opponents and then assists coaches in formulating a game plan based on his observations. Besides scouting opponents in person, Dooley also relies on films and computer analysis of opponents tendencies. He also studies trends around the league and also self-scouts the Bears to determine tendencies.

Dooley joined the Bears as the team's first round draft choice in 1952. He played nine seasons with the team (1952-55, 57, 59-62) before turning to coaching. He coached nine seasons with the offense (1963-65) and defense (1966-67) before posting a 20-36 record as the club's head coach from 1969-71. After a sabbatical from football, Dooley was named to his current post in 1981.

A star halfback at the University of Miami, Dooley played defensive back as an NFL rookie and led the team in interceptions. He switched to flanker in 1953 and led the team in receptions, an achievement he also met in 1957 and 1959. Dooley played nine seasons and is the club's seventh all-time leading receiver with 211 catches. His playing days were interrupted when he served in the Air Force (1955-56) and when he broke an ankle (1958).

Born February 8, 1930 in Stoutsville, Missouri, Dooley and his wife, Elaine have five children and reside in Chicago.



## ED HUGHES

### Offensive Coordinator

Regarded as one of the most knowledgeable and experienced men in pro football, Ed Hughes begins his 28th season as a NFL coach and his 7th as the Bears' offensive coordinator.

Injuries and inconsistent performance have created a revolving door at quarterback in recent years, but Chicago's offense has been effective enough to contribute to four straight NFC Central titles. The Bears offense was 12th in total yards in '87 after finishing in the top 10 the previous three seasons. In five of 15 games last season, the Bears scored 30 points or more.

Hughes was one of Ditka's first appointments when the latter assumed the head coaching spot in 1982. Ditka and Hughes were on the coaching staff together at Dallas from 1973-76, when the

Cowboys made the playoffs three times including a Super Bowl trip. Before coming to Chicago, Hughes served as an offensive assistant for the Philadelphia Eagles (1981) and offensive coordinator for the New Orleans Saints (1978-80), where he was a coaching mate of Dick Stanfel.

Hughes' impressive coaching resume also includes stints with the Dallas Texans (1960-62), Denver Broncos (1963), Washington Redskins (1964-67), San Francisco 49ers (1967-70), St. Louis Cardinals (1972) and Detroit Lions (1977). He coached the secondary for the Texans, Broncos and Redskins; receivers for the 49ers and Cowboys; quarterbacks for the Cardinals and was offensive coordinator for the Lions. Hughes was also head coach of the Houston Oilers in 1971.

Born October 23, 1927 in Buffalo, New York, Hughes attended Tulsa University where he played defensive back. He played professionally for the Los Angeles Rams (1954-55) and New York Giants (1956-58) as both a defensive back and wide receiver. He and his wife, Nancy, have five children and reside in Libertyville, IL.

## STEVE KAZOR

### Special Teams and Tight Ends

Special teams played a significant role in the team's 4th consecutive NFC Central title in 1987 under the direction of Steve Kazor, who begins his 7th season on the Bears staff.

Kazor's specialty units were among the league leaders in several categories. In the NFC, the Bears ranked 3rd in special teams points, 5th in punt returns, 2nd in kickoff returns and kickoff coverage and 1st in TD's scored on special teams. Additionally the Bears field goal and PAT defense accounted for an unofficial league-high 11 blocks. Dennis McKinnon had 2 punts returned for a touchdown including one 94-yards - both new club records, while Dennis Gentry finished as the league's 2nd best kick return specialist with a 24.8 average. Since 1986, Kazor has also handled tight ends.

A fellow staffer at Dallas with Mike Ditka, Kazor was one of Ditka's first hirings. Kazor served as an assistant to Gil Brandt in Dallas' scouting department from 1979-81. Before joining the Cowboys, Kazor was on the coaching staffs at Texas Arlington (1974), Colorado State (1975), Wyoming (1976), Texas (1976-79) and Texas El-Paso (1979-80). Kazor's first coaching assignment was at Westminster College (1970) following a four-year playing career at the school in which he was a standout nose tackle. He followed that with one year as head coach at Emporia College (1973) where he was the youngest head coach in the country.

Born February 24, 1948 in New Kensington, Pennsylvania, Kazor grew up and attended high school in Las Vegas. He and his wife, Colleen, have two sons and reside in Vernon Hills, IL.



## GREG LANDRY

### Receivers and Quarterbacks

Since joining the Bears coaching staff in 1986, Greg Landry has assumed more responsibility every year. Landry's newest challenge will be play-calling, an assignment he'll inherit in 1988 from Mike Ditka.

Landry tutored receivers in 1986 before adding quarterbacks to his responsibilities last season. Landry's work with the passing game has produced impressive numbers as the club set a record with 156 first downs passing in 1987. Willie Gault had his best season as a pro, leading the team in receiving yards, yards per catch and TD's, while rookie Ron Morris developed quickly into a bona-fide pro opposite Gault. Young quarterbacks Mike Tomczak and Jim Harbaugh continued to improve while learning from a man who played the position 17 years in the pro ranks.

Landry joined the Bears prior to the '86 campaign after serving as quarterbacks coach of the Cleveland Browns for one season, helping the Browns win the AFC Central division title while tutoring Bernie Kosar. Landry completed his 17-year playing career in 1984 when he was added to the Bears roster the week of the season finale and was the starting quarterback in a 30-13 win at Detroit.

Detroit's first round draft choice in 1968 from the University of Massachusetts, Landry spent 11 seasons with the Lions before being traded to the Baltimore Colts in 1979. Landry played three seasons for the Colts, and two (1983-84) with the USFL's Chicago Blitz / Arizona Wranglers before finishing his career with the Bears.

In 147 NFL games, Landry started 103 games and completed 1,276 passes in 2,300 attempts for 16,502 yards; 98 TD's and 103 interceptions. He also rushed for 2,654 yards (6.2 avg) and scored 20 TD's.

Landry was born December 19, 1946 in Nashua, New Hampshire, and earned a B.S. degree in physical education from Massachusetts and a masters degree in sports administration from Wayne State (MI) University. He and his wife, Jeannine, have five children and reside in Libertyville, IL.





## JIM LaRUE

### Defensive Backs

The dean of the Bears coaching staff is Jim LaRue, who joined the club in 1978 and begins his 38th season of coaching. The 63-year old Oklahoman is the NFL's oldest coach and has a resume that includes assignments at eight major colleges before joining the pro ranks in 1975.

LaRue's secondary has been one of the strongest areas on the club in the past decade as four of his players – Alan Ellis, Gary Fencik, Todd Bell and Dave Duerson – have combined for seven Pro Bowl visits. Duerson finished as the club's leading tackler and earned a Pro Bowl spot in 1987 despite playing his first full season at free safety. LaRue's challenge in 1988 is to find a free safety to fill Duerson's shoes (he moves back to strong safety) and to improve a young

cornerback corps that played inconsistently last season.

The Buffalo Bills hired LaRue from the college ranks and employed him as running backs and receivers coach (1975-78) before he joined the Bears. LaRue began his tour as a collegiate assistant at Maryland (1950) and followed with stints at Kansas State (1951-54), Houston (1955-56), SMU (1957-58), Southern Illinois (1967), Utah (1968-73) and Wake Forest (1974-75). LaRue also had a successful eight-year tenure as head coach at Arizona where he posted a 41-37-2 record between 1959-66. His 1961 team posted an 8-1-1 mark as an independent – the best one-year record in school history.

LaRue played both halfback and defensive back at Carson-Newman, Duke and Maryland during WWII years. He earned a mathematics degree from Duke and a masters in education from Maryland.

Born August 11, 1925 in Clinton, Oklahoma, LaRue and his wife, Betty, have three children and reside in Libertyville, IL.



## JOHN LEVRA

### Defensive Line

The Bears led the NFL with 70 sacks in 1987 and also paced the league in fewest yards allowed rushing per game (94.2). An integral part of those impressive numbers is the defensive line – guided by second-year line coach John Levra.

Levra's group reached significant individual milestones as well. Richard Dent registered 13.5 sacks – second best in the NFL, while Steve McMichael was chosen for his second consecutive Pro Bowl. William Perry, Dan Hampton and Al Harris shared the other three spots during the season, while rookie Sean Smith and Dick Chapura developed under Levra's teaching.

Prior to joining the Bears, the 50-year old Kansan spent five years as offensive backfield coach of the New Orleans Saints. He was

offensive coordinator during Wade Phillips' tenure as head coach the final four games of 1985. Levra's backs totaled 20 100-yard games during his stay in New Orleans.

Following a playing career at Pittsburg (Kan.) State where he starred as a linebacker, Levra coached in Kansas seven years at the high school level (1959-65). His first college job was at New Mexico Highlands, where he was an assistant in 1966 and head coach from 1967-70 posting a 35-4-1 record. He moved to Stephen F. Austin State University as head coach and athletic director (1971-74) where his teams were 18-5 in his final two seasons and made the only bowl appearance in school history. Levra then became offensive coordinator at the University of Kansas (1975-78) and North Texas State (1979) before entering the pro ranks as defensive line coach of the British Columbia Lions. At BC, Levra worked with Vince Tobin who was the team's defensive coordinator.

Born October 2, 1937 in Arma, Kansas, Levra and his wife, Rosie, have two children and reside in Gurnee, IL.

## DAVID MCGINNIS

### Linebackers

The Bear linebacker corps will need some reshuffling in 1988 with the loss of Wilber Marshall and the man challenged with that task is Dave McGinnis, who begins his third year on the Bears staff. McGinnis still has a talented group headed by Pro Bowlers Mike Singletary and Otis Wilson, along with Ron Rivera, who played well in past starting assignments. McGinnis will need to bolster a group that has just Jim Morrissey as an experienced backup to continue its high level of productivity.

McGinnis, 37, is the youngest coach on the staff and was the most recent addition – joining the team following the 1985 campaign. McGinnis' title was changed to linebacker coach this past off-season, even though his primary responsibility has been in that area while being called a defensive assistant.

McGinnis spent 13 years as an assistant at the major college level before joining the Bears. One of his collegiate stints was at the University of Missouri from 1975-77 where he coached linebackers and defensive backs at the same time Vince Tobin was the Tigers' defensive coordinator. McGinnis also coached freshmen at Texas Christian (1973-74), and defensive backs at both Indiana State (1978-81) and TCU (1982). His final stop before coming to Chicago was at Kansas State (1983-85) where he coached defensive ends and linebackers.

A two-year starter as a defensive back at TCU from 1970-72, McGinnis earned academic all-SWC honors both years. His five interceptions as a junior tied teammate Lyle Blackwood for the SWC title.

Born in Independence, Kansas on August 7, 1951, McGinnis grew up in Texas and attended Snyder (TX) H.S. He is single and lives in Lake Forest, IL.



## JOHNNY ROLAND

### Running Backs

The Bears offensive philosophy is one of ball-control and wearing down the opponent. To be successful in that type of offense, a sound rushing attack is essential. In Johnny Roland's six years as the Bears running backs coach, the Bears have led the NFL in rushing four times while a back has also led the club in receptions in five of those six years. Roland's task in 1988 is to replace future Hall of Famer Walter Payton, a job made easier by the emergence of Neal Anderson, who led the club in both rushing and receiving last season. Roland will switch Anderson from fullback to Payton's halfback spot where he will share time with Thomas Sanders, while Matt Suhey and Calvin Thomas will handle fullback duties.

Roland's coaching career began in 1974 when he joined his collegiate coach, Dan Devine, on the Green Bay Packers staff as special assignments coach. He followed Devine to Notre Dame to coach receivers in 1975, before returning to the pro ranks a year later with the Philadelphia Eagles. He served as backfield coach under Dick Vermeil until 1978 when he took a five-year hiatus to enter private business.

Roland was the St. Louis Cardinals 4th round draft choice in 1965, chosen NFL rookie of the year in 1966 and selected to the Pro Bowl following the 1967 and 1968 seasons. He finished his career with 3,750 yards on 1,015 carries and 28 TD's; 153 catches, 1,420 yards and 6 TD's.

Born May 21, 1943 in Corpus Christi, Texas, Roland was an all-American at the University of Missouri where he played both running back and defensive back. He was a teammate of Bill and Vince Tobin on the Tiger squad.

Owner of radio stations in both St. Louis and Memphis, Roland has three children and resides in Vernon Hills, IL.





## DICK STANFEL

### Offensive Line

The Bears offensive line has the benefit of learning from one of the best linemen of all-time and it has shown through quality results. Under Dick Stanfel, who begins his 8th season with the club, Chicago's offensive line is regarded as one of the league's best. Two of Stanfel's proteges, Jay Hilgenberg and Jim Covert, have five Pro Bowls between them. As a group, the line has paced a ground attack that has led the NFL four of the last five seasons. The starting five, along with versatile reserve Kurt Becker, have been virtually intact as a unit for the last four seasons yet still have just one player over 30-years old (Keith Van Horne).

Labeled by Mike Ditka as "the best line coach in football," Stanfel served as the interim head coach of the New Orleans Saints for the final four games of 1980 before joining the Bears. He began his coaching career at Notre Dame (1952-62) and spent one season (1963) on the University of California staff before taking his initial pro coaching job with the Philadelphia Eagles in 1964. After seven seasons with the Eagles, Stanfel joined the 49ers in 1971 and stayed there until joining the Saints in 1976. Stanfel coached the offensive line with each team.

A collegiate star at the University of San Francisco, Stanfel enjoyed a nine-year pro career. He played five seasons with the Detroit Lions and was the MVP of the 1954 championship game when the Lions won the NFL title. The five-time all-pro guard finished his career with the Washington Redskins (1956-58).

Born July 20, 1927 in San Francisco, Stanfel currently lives in Libertyville, IL and has three sons.



## VINCE TOBIN

### Defensive Coordinator

Wherever Vince Tobin has coached over the past 20 years in major college and three professional football leagues, success has followed. Tobin has been associated with 19 winning teams in 20 years in the Big Eight, Canadian Football League, USFL and NFL. In the last two seasons, Tobin's contributions as the Bears' defensive coordinator have been a major factor in the team's 25-6 record in that period.

Tobin had an immediate impact in his first season as his unit set a NFL record for fewest points allowed in a 16-game season with 187. That mark broke the Pittsburgh Steelers' 195 points yielded in 1978. In 1986, the Bears finished 2nd in both rush and pass defense, and were first in total defense, allowing 258 yards a game. Last


season, the Bears finished first in rush defense and second overall while holding opponents to 10 points or less in six games.

Before coming to the NFL, Tobin enjoyed similar success in two other professional leagues. As defensive coordinator of the British Columbia Lions from 1977-82, his units ranked 2nd overall during the six-year span. He joined the Philadelphia/Baltimore Stars in 1983 where his defense ranked 1st in 1983 and 1984 and 2nd in 1985. The Stars were in the championship game all three seasons, winning in 1984 and 1985, and led the league all three years in fewest points allowed.

Tobin coached at the University of Missouri for ten years before joining the pro ranks. He handled the defensive ends from 1967-70 before becoming defensive coordinator from 1971-76. In addition to his duties as coordinator, he handled the linebackers (1971-75) and secondary (1976). Tobin was an all-Big Eight defensive back for the Tigers and received a degree in physical education in 1965 and a masters in guidance and counseling in 1966 before joining the coaching staff.

A native of Burlington Junction, Missouri, the 44-year Tobin comes from a football family which produced three college football players. Brother Bill and Bears' coach Johnny Roland were his teammates at Mizzou. Born September 28, 1943, Tobin and his wife Kathy, have two children and reside in Libertyville, IL.

# THE PLAYERS





## JOHN ADICKES 54

Center Baylor 2nd Year

Ht: 6-3 Wt: 264 Born: 6/29/64  
Killeen, TX

Acquisition: Selected in 6th round (154th player) of 1987 draft.

**1987 SEASON:** Saw action in 5 games as back-up to Jay Hilgenberg . . . Was activated for 9 union games; spent three games on inactive list . . . Handled kick snapping duties on part-time basis, including clutch effort at Green Bay (11/8) in final seconds on Butler's 52-yard game winning field goal . . . Expected to compete with Mark Rodenhauser and Larry Rubens for reserve spot at center in '88. **GAMES PLAYED:** 5 **GAMES STARTED:** 0.

**COLLEGIATE, PERSONAL:** Southwest Conference's top center as senior and team's highest graded offensive lineman . . . Anchored line that paved way for 438.8 yard per game offense, 5th best in NCAA . . . Three-year starter . . . Held Oklahoma's Tony Casillas to three tackles as sophomore . . . Chosen to Football News' all-America sophomore team . . . Frosh all-America in '83 after being redshirted in '82 . . . Texas Football Top 90 pick at Killeen (TX) High . . . Won 3 letters in football, 2 in track . . . Team captain and twice all-district . . . Accounting major . . . Older brother, Mark, is also Baylor alum who is offensive tackle for Kansas City Chiefs . . . Single . . . Spent off season in Dallas.

### Adickes' Pro Stats

Games/Starts: 5/0 - 1987 (5/0)

Post Season: (0/0)



## EGYPT ALLEN 47

Safety TCU 2nd Year

Ht: 6-0 Wt: 206 Born: 7/28/64

Acquisition: Signed as Free Agent, 9/24/87.

**1987 SEASON:** Starting safety for three replacement games . . . Reserve and special teams player in three union games . . . Blocked punt at Philadelphia (10/4) . . . Recovered two fumbles vs. Saints (10/18) . . . Had 17 tackles, including season-high 6 vs. Saints (11/18). **GAMES PLAYED:** 6 **GAMES STARTED:** 3.

**PRO CAREER:** Tried out with Bears in 1986 but was waived in training camp.

**COLLEGIATE, PERSONAL:** Three-year letterman at TCU . . . Part-time starter as junior, started as senior . . . Prep all-American running back at Dallas' South Oak Cliff H.S. . . . Single . . . Resides in Vernon Hills, IL.

### Allen's Pro Stats

1987: 17 tackles, 14 solos; 6 passes defended.



# JIM ALTHOFF 70

Defensive Tackle Winona State 2nd Year

Ht: 6-3 Wt: 273 Born: 9/27/61  
McHenry, IL



Acquisition: Signed as Free Agent, 9/24/87.

**1987 SEASON:** Started all three replacement games and played reserve role in two union games. . . Had 3½ sacks and 25 tackles in three games. . . Recorded 3 sacks at Philadelphia (10/4) earning PFW defensive player of week. . . Also forced 2 fumbles and recovered fumble against the Eagles. **GAMES PLAYED: 5 GAMES STARTED: 3.**

**PRO CAREER:** Had tryout with Buffalo Bills in 1987 but was released prior to season.

**COLLEGIATE, PERSONAL:** 4-year letterman at Winona State and all-conference as junior and senior. . . Attended suburban McHenry High School. . . Was working as executive in mechanical construction firm in Gurnee, IL before joining Bears.

Year/Club	Int/ Yds	Tkls/ Solo	Althoff's Pro Stats				Blk Kick	Sack/ Yds	Games/ Starts
			Fum Rec	Force Fum	Pass Def				
1987 Bears	0/0	25/6	1	2	0	0	3.5/22	5/3	
Career	0/0	25/6	1	2	0	0	3.5/22	5/3	

### Althoff's Single Game Highs

Most Tackles: 7 at Philadelphia (10/4/87) Most Sacks: 3 at Philadelphia (10/4/87)

# NEAL ANDERSON 35

Running Back Florida 3rd Year

Ht: 5-11 Wt: 210 Born: 8/4/64  
Graceville, FL



Acquisition: Selected in 1st round (27th player) of 1986 draft.

**1987 SEASON:** Turned in outstanding season in first year as starter before suffering season-ending sprained right knee vs. Seahawks (12/20). . . Led team in both rushing (586 yards) and receiving (47 for 467). . . 47 receptions, third among NFC backs. . . Led club in total yardage with 1,053. . . First player other than Payton to lead club in rushing since Ken Grandberry in 1974. . . Had club's only 100-yard rushing effort of year vs. Bucs (9/20) with 117 yards on 16 carries. . . 38-yard TD run at Tampa Bay (10/25) was longest run of career; also game-winning 6-yard TD catch from McMahon with 1:28 left. . . Had five catches for 102 yards including 59-yard TD at Green Bay (11/8) - first 100-yard receiving game. . . Had 35 catches in first six union games. . . Played fullback in '87 but expected to move to tailback in '88. **GAMES PLAYED: 11. GAMES STARTED: 11.**

Anderson, continued

**PRO CAREER: 1986** — Selected to all-rookie team by Pro Football Weekly as special teams player after pacing Bears with 19 tackles, including 15 solos as coverage "gunner". . . Saw spot duty as running back and gained 146 yards on 35 carries. . . Made only start at Detroit (12/15) on Monday Night Football. . . Rushed for 30 yards and caught 2 passes for 63 yards including 58-yard TD in season-finale at Dallas (12/21). . . Game ball vs. Bucs (12/7) after season-high 33 yards rushing and 4 special teams tackles. . . Had 66-yard run at Cincinnati (9/28) called back because of penalty, but did have longest run of season (23 yards) against Bengals. . . Did not play in first two games of season. . . Ran once for 11 yards in playoff game vs. Redskins.

**COLLEGIATE, PERSONAL:** Finished brilliant Florida career as school's all-time leading rusher (3,234 yards). . . Gained 1,034 yards as senior finishing second to Auburn's Bo Jackson in conference. . . Best games as senior were vs. Tennessee (160 yards) and Mississippi State (134 yards). . . All-time Gator TD leader with 32; 30 of them rushing. . . 1st on all-purpose list (3,785), 100-yard games (14). . . 5.1 career rushing average ties him for 4th in SEC history with former Auburn and current 49er RB Joe Cribbs. . . Earned all-American honors as senior, all-SEC honors final three seasons. . . 916-yard junior campaign included 178 yards on 23 carries vs. Tennessee. . . Also led team in rushing as sophomore with 835 yards setting UF record for sophomore yards. . . Emerged as star late in freshman season gaining 403 yards and 6 TD's in final three games of season. . . First collegiate start vs. Kentucky rushed for 197 yards on 33 carries and 3 TD's. . . All-State at Graceville HS rushing for 1,200 yards, 22 TD's as senior. Won 100, 220 and high jump at state track meet. . . Member of FCA. . . Student Senator for the Florida Student Government. . . PR/Journalism major who aspires to own PR firm in future. . . Hobbies include basketball, tennis, golf and racing remote control cars. . . Given name Charles Neal Anderson. . . Single. . . Resides in Lake Bluff, IL.

#### Anderson's Pro Stats

Year/Club	Rushing					Receiving					Games/Starts
	No	Yds	Avg	LG	TD	No	Yds	Avg	LG	TD	
1987 Bears	129	586	4.5	38	3	47	467	9.9	59	3	11/11
1986 Bears	35	146	4.2	23	0	4	80	20.0	58	1	14/1
<b>Career</b>	<b>164</b>	<b>732</b>	<b>5.7</b>	<b>38</b>	<b>3</b>	<b>51</b>	<b>547</b>	<b>10.7</b>	<b>59</b>	<b>4</b>	<b>25/12</b>

\*also 4 KOR for 26 yards; 1 in playoffs for 17 yards in 1986.

#### Playoffs

1986	1	11	11.0	11	0	0	0	0.0	0	0	1/0
<b>Career</b>	<b>1</b>	<b>11</b>	<b>11.0</b>	<b>11</b>	<b>0</b>	<b>0</b>	<b>0</b>	<b>0.0</b>	<b>0</b>	<b>0</b>	<b>1/0</b>

#### Anderson's Single Game Highs

Most Rushes: 17 vs. Chiefs (11/1/87)	Most Catches: 7 at Tampa Bay (10/25/87)
Most Yards, Rushing: 117 vs. Bucs, 16 carries, (9/20/87)	Most Yards, Receiving: 102 at Green Bay, 5 catches (11/8/87)
Long Rush: 38 at Tampa Bay, (10/25/87)	Long Catch: 59 yards at Green Bay (11/8/87)



## LEW BARNES

81

Wide Receiver/  
Punt Returner

Oregon

3rd Year

Ht: 5-8

Wt: 167

Born: 12/17/62  
Long Beach, CA

Acquisition: Selected in 5th round (139th player) of 1986 draft.

Barnes, continued

**1987 SEASON:** Broke lower left leg during practice on August 25. . . Placed on injured reserve, August 27, where he spent remainder of season . . . Had plate removed from leg in off-season surgery (2/10/88) and is expected to be completely healthy for 1988 season.

**PRO CAREER: 1986** Only Bear to return a punt during season . . . Averaged 8.5 yards on 57 returns including a 35-yard return at Detroit (12/15) . . . 57 PR's were most in NFL . . . Finished 7th in NFC in punt returns . . . Also returned 3 kickoffs for 94 yards . . . Caught 4 passes for 54 yards as wide receiver in "passing situations" . . . 85-yard KOR for TD vs. Bucs (12/7) . . . Best outing was 85 yards on 4 PR's at Detroit to ignite 4th quarter rally.

**COLLEGIATE, PERSONAL:** First-team all-America choice by Football News and Football Writers of America as senior . . . Three-time all-Pac Ten selection . . . Caught 50 passes as senior including collegiate high of 9 for 183 and 1 TD at San Diego State . . . First Oregon receiver to accumulate more than 2,000 yards receiving (2,048) . . . Tied Ahmad Rashad's school mark for receiving TD's in career (18) . . . Caught at least one pass in all 32 games he played at Oregon . . . Played DB/WR at San Diego Mesa J.C. and RB/DB as a prep . . . Automobile buff who aspires to own/manage car dealership . . . Single.

#### Barnes' Pro Stats

Year/Club	Receiving					Punt Returns					Kickoff Returns					Games/Starts
	No	Yds	Avg	LG	TD	No	Yds	Avg	LG	TD	No	Yds	Avg	LG	TD	
1986 Bears	4	54	13.5	14	0	57	482	8.5	35	0	3	94	31.3	85	1	16/0
<b>Career</b>	<b>4</b>	<b>54</b>	<b>13.5</b>	<b>14</b>	<b>0</b>	<b>57</b>	<b>482</b>	<b>8.5</b>	<b>35</b>	<b>0</b>	<b>3</b>	<b>94</b>	<b>31.3</b>	<b>85</b>	<b>1</b>	<b>16/0</b>
<b>Playoffs</b>																
1986	0	0	0.0	0	0	5	27	5.4	23	0	0	0	0.0	0	0	1/0
<b>Career</b>	<b>0</b>	<b>0</b>	<b>0.0</b>	<b>0</b>	<b>0</b>	<b>5</b>	<b>27</b>	<b>5.4</b>	<b>23</b>	<b>0</b>	<b>0</b>	<b>0</b>	<b>0.0</b>	<b>0</b>	<b>0</b>	<b>1/0</b>

#### Barnes' Single Game Highs

Most Catches: 2 vs. Rams (11/3/86)	Most Yards, PR: 85 at Detroit (4 returns) (12/15/86)
Most Yards Receiving: 28 vs. Rams, (11/3/86)	Long PR: 35 at Detroit (12/15/86)
Long Catch: 14 vs. Rams (11/3/86)	Most KOR's: 1, three times
Most PR's: 6 (49 yards) at Dallas (12/21/86)	Long KOR: 85t vs. Bucs (12/7/86)

## TOM BARNHARDT 17

Punter North Carolina 2nd Year

Ht: 6-3 Wt: 209 Born: 6/11/63  
Salisbury, NC



**Acquisition:** Signed as Free Agent, 12/16/87.

**1987 SEASON:** Played three replacement games with New Orleans and the final two regular season games with Bears . . . Averaged 39.3 yards on six punts with Bears; 42.3 yards on 17 punts for season . . . Averaged 43.0 yards and had two punts inside 20 vs. Bears in strike game . . . Longest punt as Bear was 50 yarder in season finale at L.A. (12/27) . . . Averaged 39.0 yards in three games at Soldier Field . . . 6 of 17 punts inside 20-yard line . . . Also punted four times for 36.3 yard average in playoffs.

**GAMES PLAYED:** 5.

**PRO CAREER:** Tampa Bay's 9th round draft choice in 1986 . . . Waived in training camp and then re-signed for '87 camp . . . Waived prior to '87 season and signed by Saints for replacement games.

**COLLEGIATE, PERSONAL:** Three-year letterman at North Carolina . . . Punted 68 times for 2,824 yards, 41.5 yard-average and 50 long as senior . . . Grew up in North Carolina and attended South Rowan H.S. . . . Single . . . Resides in Buffalo Grove, IL.

Barnhardt, continued.

Year/Club	No	Barnhardt's Pro Stats						
		Yds	Avg	TB	In 20	LG	Blk	Games
1987 Saints-Bears	17	719	42.3	1	6	52	0	5
Career	17	719	42.3	1	6	52	0	5

#### Barnhardt's Single Game Highs

Longest Punt: 52 yards vs. Chicago (10/18/87)

Most Punts: 4, three times



## KURT BECKER 79

Guard/Tackle Michigan 7th Year

Ht: 6-5 Wt: 269 Born: 12/22/58  
Aurora, IL

Acquisition: Selected in 6th round (105th player) of 1982 draft.

**1987 SEASON:** Played a reserve role in first 11 union games before starting season finale at Los Angeles (12/27) at right guard. Versatile player who has played every position on offensive line except center. Start vs. Raiders was only 2nd start since week 3 of '85 campaign. Alternated with Thayer and Bortz in guard-rotation system. Expected to compete at both guard and tackle in '88. **GAMES PLAYED:** 12. **GAMES STARTED:** 1.

**PRO CAREER:** **1986** — Saw playing time at both guard spots. Started vs. Vikings (10/5) for injured Bortz. Replaced an injured Van Horne at RT in season opener vs. Browns (9/7). Received considerable playing time at both tackle positions during pre-season. Did not play vs. Eagles (9/14) and Rams (11/3). **1985** — Started first 3 games before injuring right knee at Minnesota (9/19). Subsequently had knee surgery (10/1) and placed on IR for remainder of season. **1984** — Starter at RG all 16 games after missing pre-season with hyperextended foot. **1983** — Emerged as starter early in season, starting final 14 games. **1982** — Played in final five games after spending first two games on inactive list.

**COLLEGIATE, PERSONAL:** All-America and Lombardi Trophy semi-finalist at Michigan. Part of offensive line at Michigan that sent all five players to NFL. Entered Michigan at 216 pounds. Red shirted in '77. Three-sport standout at Aurora (IL) East High. Has degree in business communications. Avid hunter. Wife (Gloria). Makes year-round residence in Lincolnshire, IL.

#### Becker's Pro Stats

<b>Games/Starts:</b> 66/35 — 1982 (5/0); 1983 (16/14); 1984 (16/16); 1985 (3/3); 1986 (14/1); 1987 (12/1)	<b>Post-Season:</b> 4/2 — 1984 (2/2); 1985 (0/0); 1986 (1/0); 1987 (1/0)
---	---



## PAUL BLAIR 68

Offensive Tackle Oklahoma State 3rd Year

Ht: 6-4 Wt: 280 Born: 8/3/63  
Edmund, OK

Acquisition: Selected in 4th round (110th player) of 1985 draft.

Blair, continued.

**1987 SEASON:** Started two games for injured Covert at left tackle. . . Saw action as reserve/special teamer in eight other contests. . . Relieved Covert vs. Lions (11/22) and Green Bay (11/29) before receiving first pro start at Minnesota (12/6) where he turned in solid performance against Chris Doleman. . . Also started for Covert vs. Seahawks (12/20) before being replaced at LA Raiders (12/27) by John Wojciechowski.  
**GAMES PLAYED:** 10. **GAMES STARTED:** 2.

**PRO CAREER: 1986** — Appeared in 14 games as rookie. . . Back-up to both Covert and Van Horne. . . Played second half at Minnesota (10/19) for injured Covert. . . Excellent drive blocker.

**COLLEGIATE, PERSONAL:** All-Big Eight selection by AP, UPI as senior. . . Started every game in final two seasons when team won Blue-Bonnet and Gator bowls. . . AP all-league choice and honorable mention all-America as junior. . . Enrolled as unheralded 225 lb. freshman after playing just one year of high school football. . . Avid weight lifter who bench presses over 400 pounds. . . Hobbies include drawing cartoons, golf and playing guitar. . . Given name Paul Kevin Blair. . . Single. . . Resides in Vernon Hills, IL.

#### Blair's Pro Stats

**Games/Starts:** 24/2 — 1986 (14/0); 1987 (10/2)    **Playoffs:** 1/0 — 1986 (0/0); 1987 (1/0)

## MARK BORTZ                      62

Guard                      Iowa                      6th Year

Ht: 6-6                      Wt: 272                      Born: 2/12/61  
Pardeeville, WI



**Acquisition:** Selected in 8th round (219th player) of 1983 draft.

**1987 SEASON:** Started all 12 union games at left guard and has now started 52 of last 54 games. . . Still hasn't reached his potential after four years as starter; regarded as Pro Bowl candidate. . . "He has great work ethics," says Coach Ditka "and I expect him to be an all-pro before his career is over." **GAMES PLAYED:** 12. **GAMES STARTED:** 12.

**PRO CAREER: 1986** — Started 15 games, missing game vs. Vikings (10/5) with strained knee. . . Caught deflected pass for 8 yards vs. Lions (10/26). . . Game ball recipient vs. Bucs (12/7) after team had season-high 245 yards rushing. . . **1985** — Started all 19 games. . . **1984** — Missed one game, vs. Vikings (10/28) with sprained ankle. . . **1983** — Played in all 16 games as back-up. . . Projected as offensive lineman by Bears' personnel chief Bill Tobin coming out of college. . . Great natural strength. . . Year-round weight lifter at Halas Hall.

**COLLEGIATE, PERSONAL:** All-Big Ten performer as defensive tackle at Iowa. . . Played in East-West Shrine game. . . Had 231 tackles, 126 solos, 1 forced fumble, 6 fumbles recovered, 8 pass deflections and 1 blocked kick. . . Made several all-America teams as senior. . . All-state in football and basketball as prep. . . Active outdoorsman who enjoys hunting and fishing. . . Grew up in Pardeeville, WI with 8 brothers and sisters. . . General studies major. . . Married (Liza). . . Two sons (Benjamin and Simon Andrew). . . Given name Mark Steven Bortz. . . Resides in Vernon Hills, IL.

#### Bortz' Pro Stats

**Games/Starts:** 74/58 — 1983 (16/0); 1984 (15/15); **Post-Season:** 7/7 — 1984 (2/2); 1985 (3/3);  
1985 (16/16); 1986 (15/15); 1987 (12/12)                      1986 (1/1); 1987 (1/1)



## CAP BOSO 86

Tight End Illinois 2nd Year

Ht: 6-3 Wt: 240 Born: 9/10/63  
Kansas City, MO

Acquisition: Signed as free agent, 9/8/87.

**1987 SEASON:** Finished season as team's 7th leading receiver with 17 catches for 188 yards... Joined team six days before season opener after being waived in final cutdown by St. Louis... Caught 15 passes in first four games following strike (10/25 to 11/22)... Caught 2 passes for 35 yards at Tampa Bay (10/25) in key touchdown drives... Next week vs. Chiefs (11/1), had first career TD in 4 rec. for 51-yard effort... Season-high 5 catches at Green Bay (11/8)... Also caught 6-yard TD at Denver (11/16)... Shared time with Moorehead after strike and is expected to challenge for starting spot in '88. **GAMES PLAYED:** 12. **GAMES STARTED:** 0.

**PRO CAREER: 1986** — Signed by Cardinals (12/10) after roster spot opened due to injury... Originally was Pittsburgh's 8th round draft pick who was released in training camp... Played in final two games with Cardinals, but did not catch pass... Caught Bill Tobin's eye in '87 pre-season performance vs. Bears at Soldier Field.

**COLLEGIATE, PERSONAL:** AP-1st-team all-Big-Ten as junior after catching 44 passes for 363 yards and one TD... Had 35 catches for 369 yards, 4 TD's as senior... All-America Junior College performer at Joliet (IL) JC before transferring to Illinois... Prepped at Bishop Chatard High in Indianapolis... First name is Casper... Single.

### Boso's Pro Stats

Year/Club	Receiving		Avg	LG	TD	Games/Starts
	No	Yds				
1987 Bears	17	188	11.1	31	2	12/0
1986 Cards	0	0	0.0	0	0	2/0
<b>Career</b>	<b>17</b>	<b>188</b>	<b>11.1</b>	<b>31</b>	<b>2</b>	<b>14/0</b>
<b>Post-Season</b>						
1987	3	19	6.3	10	0	1/0
<b>Career</b>	<b>3</b>	<b>19</b>	<b>6.3</b>	<b>10</b>	<b>0</b>	<b>1/0</b>

### Boso's Single Game Highs

Most Catches: 5 at Green Bay (11/8/87) Long Catch: 31 vs. Seahawks (12/20/87)  
Most Yards, Receiving: 51 vs. Chiefs;  
4 rec (11/1/87)



## KEVIN BUTLER 6

Placekicker Georgia 4th Year

Ht: 6-1 Wt: 204 Born: 7/24/62  
Savannah, GA

Acquisition: Selected in 4th round (105th player) of 1985 draft.

**1987 SEASON:** Connected on 19 of 28 FG's and 28 of 30 PAT's for 85 points, tops on the club and fifth in NFC. . . Finished the season with streak of 19 consecutive field goals inside 40-yard line after making all 16 this season. . . Matched career-long field goal by kicking a 52-yarder in each game against Packers. . . Kick at Green Bay (11/8) from 52 yards was final play of game in 26-24 win. . . Had three other field goals at Green Bay in 14-point effort. . . Kicked 30-yard FG with 4:56 left to beat Raiders (12/27). . . Successful on 13 straight FG's (11/16 to 12/6). . . Averaged 62.6 yards on kickoffs with 10 touchbacks. **GAMES PLAYED:** 12.

**PRO CAREER:** Moved from 11th to 8th on club's all time scoring list (349 points after just three seasons). . . **1986** — Led NFC in scoring for 2nd straight season with 120 points after converting 28 of 41 FG's and 36 of 37 PAT's. . . Had four 11-point games, including a three-field goal game at Green Bay (9/22) where he kicked career-long 52-yard FG to turn 10-9 deficit into 12-10 lead. . . Set Bear mark with 18 consecutive FG's (9/14 - 11/16). . . Also broke George Blanda's team record by kicking at least one FG in 13 straight games (1985-86). . . Kicked game winning field goals in overtime vs. Eagles (9/14) and Steelers (11/30) from 23 and 42 yards, respectively. . . Also nailed 22-yarder at Detroit (12/15) with 0:04 remaining to give Bears 16-13 win. . . 12 of 13 misses came in four games (4 vs. Eagles, 3 at Atlanta, 3 vs. Steelers, 2 vs. Browns). . . Had streak of 24 consecutive FG's inside 40-yard line snapped vs. Eagles. . . Had career-high 5 touchbacks at Tampa (11/9). . . **1985** — Set NFL record for rookie in '85 by scoring 144 points breaking Gale Sayers' 1965 mark of 132. . . Hit 31 of 38 FG's and all 51 PAT's while earning all-rookie honors. . . Set club records for field goals, season (31); points, season (144); FG's season (81.6). . . Converted 28 of 29 kicks inside 40 as rookie. . . Kicked 4-FG's at Minnesota (9/19), at S.F. (10/13) and at Jets (12/14). . . Longest pro attempt was 63-yarder in season opener (9/8) which was short. . . Made all 3 field goal attempts in Super Bowl XX.

**COLLEGIATE, PERSONAL:** Consensus all-America at Georgia final two seasons. . . Made 77 of 98 FG's including 23 of 28 as senior. . . Set NCAA record for most games kicking two or more FG's (27). . . Set SEC records for career points (353), career points by kicker (353), field goal attempts (98), field goals (77), and longest FG (60 yards vs. Clemson, 1984). . . Three-time all-SEC choice and one of only 5 kickers in NCAA history to kick over 50 FG's and have accuracy mark of 75% or better (79%). . . Only 50 of 184 kickoffs at Georgia were returnable. . . Special teams captain as junior and senior. . . 19 FG's as freshman is SEC record. . . All-state kicker at Redan (GA) High where he kicked six FG's over 50 yards. . . Married (Cathy). . . One daughter (Katie Scarlett). . . Resides in Libertyville, IL.

## Butler's Pro Stats

Year/Club	1-19	20-29	30-39	40-49	50 -	Pts	FG's	Pct	PAT's
1987 Bears	0-0	11-11	5-5	1-6	2-6	85	19-28	67.8	28-30
1986 Bears	1-1	11-14	9-12	6-8	1-6	120	28-41	68.3	36-37
1985 Bears	2-2	13-13	13-14	3-6	0-3	144	31-38	81.8	51-51
<b>Career</b>	<b>3-3</b>	<b>35-38</b>	<b>27-31</b>	<b>10-20</b>	<b>3-15</b>	<b>349</b>	<b>78-107</b>	<b>72.9</b>	<b>115-118</b>
<b>Playoffs</b>									
1987	0-0	1-1	0-0	0-1	0-0	5	1-2	50.0	2-2
1986	0-0	1-1	0-0	1-2	0-0	7	2-3	67.7	1-1
1985	0-0	3-4	1-2	0-1	0-0	23	4-7	57.1	11-11
<b>Career</b>	<b>0-0</b>	<b>5-6</b>	<b>1-2</b>	<b>1-4</b>	<b>0-0</b>	<b>35</b>	<b>7-12</b>	<b>58.3</b>	<b>14-14</b>

## Butler's Single Game Highs

Longest Field Goal: 52, three times	Most FG Att: 6, three times
Most Points: 15 at Minnesota (9/19/85)	Consecutive PAT string: 63 (1985 - 9/28/86)
Most Field Goals: 4, four times	Consecutive FG string: 18 (9/14 - 11/16/86)

## The Butler Breakdown

	Home	Road	Artificial	Grass	Indoors	Outdoors	Kickoffs	Touch Backs
1987	9-14	10-14	12-17	7-11	3-3	16-25	37	10
1986	13-23	15-18	20-30	8-11	5-5	23-36	83	18
1985	10-13	21-25	24-31	7-7	7-11	24-27	96	18
<b>Career</b>	<b>32-50</b>	<b>46-57</b>	<b>56-78</b>	<b>22-29</b>	<b>15-19</b>	<b>63-88</b>	<b>216</b>	<b>46</b>
	<b>(64.0)</b>	<b>(80.7)</b>	<b>(71.8)</b>	<b>(75.9)</b>	<b>(78.9)</b>	<b>(71.6)</b>		



## DICK CHAPURA 94

Defensive Tackle      Missouri      1st Year  
Ht: 6-3      Wt: 275      Born: 6/15/64  
Sarasota, FL

Acquisition: Selected in 10th round (278th player) of 1987 draft.

**1987 SEASON:** Spent most of season on injured reserve after suffering knee injury in training camp. Activated 11/5 and played in two games, primarily on goal-line unit. Credited with 2 assists. **GAMES PLAYED: 2. GAMES STARTED: 0.**

**COLLEGIATE, PERSONAL:** 2nd team all-Big Eight choice and honorable mention all-America as senior. Played in Blue-Gray, East-West and Senior bowls. Moved from offensive line to defensive line prior to junior season. Had 21 tackles vs. Nebraska in '85 to earn league player of week honors. Parks and Recreation Major. Father was high school coach in Sarasota, FL. Single.

### Chapura's Pro Stats

1987 — 2 assists



## JIM COVERT 74

Offensive Tackle      Pittsburgh      6th Year  
Ht: 6-4      Wt: 278      Born: 3/22/60  
Conway, PA

Acquisition: Selected in 1st round (6th player) of 1983 draft.

**1987 SEASON:** Started 9 games at left tackle despite battling season-long shoulder injury. Did not play three of last four games because of shoulder and ankle injury. Only start in four game span was at S.F. (12/14) when he left game early. Still earned all-NFL 2nd team honors by NEA; 1st team all-NFC by UPI. Played with harness most of season to keep shoulder intact. Had small fracture in left shoulder surgically repaired 1/15/88. **GAMES PLAYED: 9 GAMES STARTED: 9.**

**PRO CAREER:** Has been offensive captain since 1984. Has started every game he's played since joining the club in '83. **1986** — Started all 16 games at left tackle. Selected to 2nd consecutive Pro Bowl as starter. Earned all-NFL honors from AP, PFWA, TSN, and UPI. Chosen Miller Lite/NFL Offensive Lineman of Year. Suffered hyperextended left elbow at Houston (10/12) and was forced to leave game in 3rd quarter following week at Minnesota. Had elbow surgery following season. **1985** — Consensus all-pro choice and first Pro Bowl appearance. Started 15 games missing game vs. Redskins (9/29) due to lower back spasms. **1984** Earned all-pro, all-NFC honorable mention. **1983** — Consensus all-rookie selection (Football Digest, PFW, UPI).

**COLLEGIATE, PERSONAL:** Lombardi Trophy semi-finalist and two-time all America at Pittsburgh. Allowed 3 sacks total as sophomore and junior and none as senior. Redshirted in '79. Played in Senior and Hula bowls. Teammate of Dolphins QB Dan Marino and stood up in his wedding in January '85. Three-year letterman and captain of both football and wrestling teams as prep at Freedom



Covert, continued

(PA) High . . . English major who lists Twain, Melville, Hemingway and Malamud among favorite authors . . . Donated \$25,000 to Brian Piccolo Cancer Fund after winning NFL Miller Lite Offensive Lineman of the Year award following '86 season . . . United Way Spokesman also involved in FCA, March of Dimes and Boys Club of America . . . Piccolo award winner as rookie . . . Married (Penny) . . . One son (Casey) . . . One daughter (Jessica) . . . Given name James Paul Covert . . . Resides in Lake Forest, IL.

#### Covert's Pro Stats

**Games/Starts:** 72/72 – 1983 (16/16); 1984 (16/16); **Post-Season:** 7/7 – 1984 (2/2); 1985 (3/3); 1985 (15/15); 1986 (16/16); 1987 (9/9)                      1986 (1/1); 1987 (1/1)

## RICHARD DENT                      95

**Defensive End                      Tennessee State                      6th Year**

**Ht: 6-5                      Wt: 268                      Born: 12/13/60  
Atlanta, GA**



**Acquisition:** Selected in 8th round (203rd player) of 1983 draft.

**1987 SEASON:** Finished 2nd in NFL with 13½ sacks . . . Had 4½ sacks in season-finale at Los Angeles (12/27) – the most by any NFL player in a 1987 game . . . Also led team with 4 forced fumbles . . . Started all 12 games at right end . . . Earned game ball after registering 2 sacks vs. Lions (11/22) . . . Also had pair of sacks at Tampa (10/25) where he caused two fumbles . . . Season high 6 tackles vs. Chiefs (11/1). **GAMES PLAYED: 12. GAMES STARTED: 12.**

**PRO CAREER:** Has 59½ sacks in the last four seasons and has led Bears each year . . . **1986** – Started 14 games, substituting vs. Eagles (9/14) and missing game vs. Vikings (10/5) with sore back . . . Had four games with 2 sacks – at Green Bay (9/22), at Tampa (11/9), vs. Packers (11/23) and at Dallas (12/21) . . . Earned game ball at Green Bay when he caused fumble and had four tackles in addition to sacks . . . Involved in career-high 9 tackles at Atlanta (11/16) . . . 7 tackles, forced fumble and 2 sacks earned game ball at Tampa; 5 tackles, 2 deflected passes and 2 sacks earned game ball vs. Packers (11/23) . . . 7½ of his sacks came in last 7 games of season . . . **1985** – Led NFL with 17 sacks while earning AP and PFWA first-team all-NFL honors; also all-NFC by UPI, Football News . . . Named MVP of Super Bowl XX after 1½ sacks, 2 forced fumbles and 3 tackles . . . Had 4½ sacks and 8½ tackles in playoff wins over Giants and Rams . . . Also had only 2 interceptions of career, returning one 1-yard for TD at Dallas (11/17) . . . Selected to Pro Bowl . . . **1984** – Started final 10 games of '84 and finished as NFC sack leader with 17½ . . . Had 3 sacks in first Pro Bowl appearance . . . Honored as NFC defensive player of week following 4½ sacks, 7 tackles and 1 fumble recovery vs. Raiders (11/4) . . . His 17½ sacks is club record for season . . . UPI all-NFC in '84; 2nd team AP all-NFL . . . Had 3 sacks in playoff win at Washington (12/30) . . . **1983** – Made first pro start vs. Philadelphia (11/13) and contributed 4 tackles and 1 assist . . . Awarded game ball vs. San Francisco (11/27) after 2 tackles and sack in reserve role.

**COLLEGIATE, PERSONAL:** Set Tennessee State record with 39 career sacks . . . College stats: 158 total tackles, 72 solos, 6 fumble recoveries . . . Weighed just 235 as senior, but Bears' personnel chief Bill Tobin regarded him as "best pure pass rusher" he had seen in '83 crop . . . Underwent dental work after being drafted by Bears which improved eating habits and ultimately helped him gain weight . . . All-State at Atlanta's Murphy High . . . Hobbies include racquetball, tennis, swimming, horseback riding . . . Commercial arts major . . . Given name is Richard Lamar Dent.

Year/Club	Int/ Yds	Tkl/ Solo	Dent's Pro Stats				Blk Kick	Sack/ Yds	Games/ Starts
			Fum Rec	Force Fum	Pass Def				
1987 Bears	0/0	34/18	1	4	3	0	13.5/94	12/12	
1986 Bears	0/0	75/30	0	4	5	0	11.5/87	15/14	
1985 Bears	2/10	38/33	2	7	8	0	17/133.5	16/16	
1984 Bears	0/0	39/31	1	4	1	0	17.5/140.5	16/10	
1983 Bears	0/0	12/9	0	1	0	1	3/28	16/3	
<b>Career</b>	<b>2/10</b>	<b>198/121</b>	<b>4</b>	<b>20</b>	<b>17</b>	<b>1</b>	<b>62.5/435</b>	<b>75/55</b>	
<b>Playoffs</b>									
1987	0/0	2/0	0	0	0	0	1/7	1/1	
1986	0/0	3/2	0	0	0	0	.5/4	1/1	
1985	0/0	12/10	0	4	2	0	6/61	3/3	
1984	0/0	7/4	0	0	2	0	3/23	2/2	
<b>Career</b>	<b>0/0</b>	<b>24/16</b>	<b>0</b>	<b>4</b>	<b>4</b>	<b>0</b>	<b>10.5/95</b>	<b>7/7</b>	

## Dent's Single Game Highs

Most Tackles: 9 at Atlanta (11/16/86)

Most Sacks: 4.5 vs. Raiders (31 yards)

Most Solos: 7 vs. Raiders (11/4/84)

(11/4/84): at LA Raiders (27 yards) (12/27/87)



## MAURICE DOUGLASS 37

Safety/Cornerback      Kentucky      3rd Year

Ht: 5-11      Wt: 200      Born: 2/12/64  
Trotwood, Ohio

Acquisition: Selected in 8th round (222nd player) of 1986 draft.

**1987 SEASON:** Played reserve/special teams role first six games — inserted as “nickel” back for next five games — then made first pro start at left cornerback in season finale at Los Angeles (12/27) — Also started playoff game vs. Redskins at cornerback — Can play safety or cornerback and will vie for starting job in '88 camp — Had an interception vs. Packers (11/29) and at LA (12/27) — Also had 5 tackles at LA. — Had 3 tackles and pass defended against Skins. **GAMES PLAYED:** 12. **GAMES STARTED:** 1.

**PRO CAREER:** 1986 — Rejoined the team on 11/25 after being waived in final cutdown on 9/1 — Had tryouts with other teams before coming back to Chicago — Played in final four games of season plus playoff game — Saw most of his action on special teams where he was involved in three tackles. — Had 3 solos vs. Bucs (12/7) playing safety.

**COLLEGIATE PERSONAL:** Started all 11 games as senior and was 2nd on team with 3 interceptions — Emerged as starter in third game of junior season — Transferred from Coffeyville College (Kansas) where he was a 1st-team Grid Wire All-America and member of national and bowl championship team — Works as ecologist in Ohio during off-season — Hobbies include bowling, movies and fast cars — Single — Given name Maurice Gerard Douglass.

Year/Club	Interceptions				Douglass' Pro Stats				Blk Kick	Sack/ Yds	Games/ Starts
	No	Yds	LG	TD	Tkl/ Solo	Fum Rec	Force Fum	Pass Def			
1987 Bears	2	0	0	0	13/10	0	0	3	0	0/0	12/1
1986 Bears	0	0	0	0	4/0	0	0	0	0	0/0	4/0
<b>Career</b>	<b>2</b>	<b>0</b>	<b>0</b>	<b>0</b>	<b>17/10</b>	<b>0</b>	<b>0</b>	<b>3</b>	<b>0</b>	<b>0/0</b>	<b>16/1</b>

Douglass, continued

**Post-Season**

1987	0	0	0	0	2/1	0	0	0	0	0/0	1/1
1986	0	0	0	0	0/0	0	0	0	0	0/0	1/0
<b>Career</b>	<b>0</b>	<b>0</b>	<b>0</b>	<b>0</b>	<b>2/1</b>	<b>0</b>	<b>0</b>	<b>1</b>	<b>0</b>	<b>0/0</b>	<b>2/1</b>

**Douglass' Pro Stats**

Most Tackles: 5 at Los Angeles (12/27/87)  
Most Solos: 2 at Los Angeles (12/27/87)

Most Interceptions: 1, twice  
Most Deflections: 1, three times

# DAVE DUERSON

# 22

Safety

Notre Dame

6th Year

Ht: 6-1

Wt: 212

Born: 11/28/60  
Muncie, IN



**Acquisition:** Selected in 3rd round (64th player) of 1983 draft.

**1987 SEASON:** Earned third straight Pro Bowl berth as starter. . . Started all 12 union games — 11 at free safety and season finale (12/27) at strong safety. . . Finished season as team's leading tackler (116) and interceptor (3). . . 2 sacks led Bear DB's. . . Had career-high 19 tackles in 20-3 win over Tampa Bay (9/20). . . Had 13 stops at S.F. (12/14) and had 10 tackles in four other games. . . Caused fumble and sack at Tampa Bay (10/25). . . Had 8 tackles in playoff game vs. Redskins (1/3/88). . . Expected to remain at strong safety in '88 where he will be dean of DB's with Fencik's retirement.

**PRO CAREER:** Chosen to Pro Bowl last three seasons, '85 and '86 as strong safety and '87 as free safety. . . **1986** — All-pro choice by PFWA, TSN, PFW and all-NFC by UPI. . . 6 interceptions was second on club — had team high 23.2 yards on int. returns. . . Had 7 sacks to lead NFL defensive backs. . . Had 4 interceptions, 6 passes defensed and 3 sacks in first six games of season. . . Intercepted pass in four straight games (9/14-10/5). . . **1985** — Led NFC strong safeties with 5 interceptions. . . Replaced Todd Bell, a Pro Bowl selection in '84 and holdout in '85, as starter. . . Started 15 games, missing game vs. Redskins (9/29) with pulled groin. . . Interception and forced fumble led to 10 second half points in 27-19 win at Tampa Bay (10/6). . . **1984** — Served as team's nickel back and led special teams with 11 tackles. . . Made first career interception vs. Packers (12/9). . . Played most of playoff game vs. 49ers (1/6/85) after injury to Les Frazier and recorded 5 tackles. . . **1983** — Started 6 of final 7 games at free safety after injury to Fencik.

**COLLEGIATE, PERSONAL:** Four-year starter and two time all-American at Notre Dame, setting school record with 256 career interception return yards on 12 thefts. . . Handled punt returns at ND, setting school mark with 103 for second best yardage total (869). . . Captain and MVP in '82. . . Roommate of Tom Thayer as sophomore. . . All-America at Muncie (IN) Northside High. . . Voted 1987 Travelers NFL "Man of the Year" for numerous off-field contributions to community. . . Plays all brass instruments. . . Interested in politics; working in Indiana Senator Richard Lugar's Washington D.C. office in '82. . . Formed Damco Corporation in '83, a drug and alcohol awareness camp for youngsters. . . Member of "Chicago Six" rock group w/Payton, Hampton and three Blackhawk's. . . Plans to enroll in law school. . . Works part-time in sports department at WGN-radio. . . Married (Alicia). . . Two sons (Chase Anthony and Tregg Russell). . . Given name is David Russell Duerson.

Duerson's Pro Stats

Year/Club	Interceptions				Tks/ Solo	Fum Rec	Force Fum	Pass Def	Blk Kick	Sack/ Yds
	No	Yds	LG	TD						
1987 Bears	3	0	0	0	116/163	1	1	5	0	2/3
1986 Bears	6	139	38	0	109/61	2	0	12	0	7/57
1985 Bears	5	58	25	0	64/55	2	2	8	0	2/24
1984 Bears	1	9	9	0	32/28	0	0	4	0	3/27
1983 Bears	0	0	0	0	49/41	0	1	4	0	0/0
<b>Career</b>	<b>15</b>	<b>206</b>	<b>38</b>	<b>0</b>	<b>370/248</b>	<b>5</b>	<b>4</b>	<b>33</b>	<b>0</b>	<b>14/111</b>

Kickoff Returns	No	Yds	Avg	TD	Punt Return	No	Yds	Avg	TD	Games/Starts
1986	0	0	0.0	0	0	0	0.0	0	16/16	
1985	0	0	0.0	0	6	-7	7.8	0	15/15	
1984	5	95	10.0	0	1	-4	4.0	0	16/0	
1983	3	66	22.0	0	0	0	0.0	0	16/6	
<b>Career</b>	<b>8</b>	<b>161</b>	<b>20.0</b>	<b>0</b>	<b>8</b>	<b>61</b>	<b>7.6</b>	<b>0</b>	<b>75/49</b>	

Duerson's Single Game Highs

Most Tackles: 19, vs. Bucs (9/20/87)  
 Most Solos: 11 at Green Bay (12/4/83),  
 vs. Bucs (9/20/87)  
 Most Interceptions: 1, fifteen times  
 Longest Interception Return: 38 vs. Detroit  
 (10/26/86)

Most Deflections: 4 vs. Minnesota  
 (10/5/86)  
 Most Sacks: 2 vs. Minnesota (10/5/86)  
 Longest Kickoff Return: 26 vs. Dallas  
 (9/30/84)



**WILLIE GAULT** **83**

Wide Receiver      Tennessee      6th Year

Ht: 6-0      Wt: 178      Born: 9/5/60  
 Griffin, GA

Acquisition: Selected in 1st round (second choice, 18th player) of 1983 draft.

**1987 SEASON:** Led team in receiving yards (705), yards per catch (20.1) and touchdowns (7). Started all 12 union games and had 35 catches — second on team to Neal Anderson. Caught a pass in every game improving streak of at least one catch per game to 34, third longest in club history; Ditka holds record with 49. Best outing was 5 catches for 133 yards at Denver (11/16) which included TD catches of 51 and 26 yards. Also had 2 TD receptions vs. Chiefs (11/1) and at Minnesota (12/6). Longest catch of year was 56-yard TD strike from Tomczak in season opening win over Giants (9/14). Had 5 catches of 40+ yards. Had 44-yard grab vs. Skins in playoffs. **GAMES PLAYED:** 12.

Gault, continued

**PRO CAREER:** Has led team in receiving yards and yards per catch in each of his five pro seasons. . . Has led team in TD's four of five seasons. . . Ranks 5th in club history in receiving yards with 3,650. . . Has 8 100-yard receiving days in career. **1986** — Finished with career high in receptions (42) while becoming first WR to lead team in receptions since James Scott had 50 catches in 1977. . . 818 yards receiving represented second best of career. . . Career-high in both catches and yards at Cincinnati (9/28) in 7 rec, 174-yard performance that included 53-yard TD grab from McMahon and game ball. . . Also rushed 8 times for 79 yards including 33-yard run vs. Eagles (9/14). . . 116-yard receiving day on 4 catches, 1 TD at Tampa Bay (11/9). . . Caught 5 passes for 82 yards and team's only TD (50 yards from Flutie) vs. Redskins in playoffs. **1985** — Had 8 catches for 40+ yards in '85. . . Best '85 outing was 6 catches for 146 yards at Minnesota (9/19) which included only TD of season on 70-yard strike from McMahon. . . Primary kick-off return man averaging 26.2 yards — 2nd in NFL. . . 99-yard KOR vs. Redskins (9/29) was the longest in NFL in '85 and ignited 31-point 2nd quarter that turned 10-0 deficit into 45-10 win. . . Had 4 catches for 56 yards, 1 TD vs. Rams (1/1/86) in NFC Championship game. . . 4 catches for 129 yards in Super Bowl XX. **1984** — Had key 75-yard TD catch vs. Redskins (12/30) in playoff win. **1983** — All-rookie choice by UPI, PFW and PFWA after catching 40 passes — most by Bear rookie since Harlon Hill caught 45 in '54. . . '87-yard catch at Green Bay (12/4) is career long and was NFC's longest that season. . . Became 7th player in team history to catch 3 TD's in one game (at N.O. 9/18/83). . . Only Bear since 1970 (Dick Gordon 11/15-22) to have 2 consecutive 100-yard games (9/11-9/18/83).

**COLLEGIATE, PERSONAL:** Had 50 catches for 668 yards and 4 TD's as senior while leading SEC with 23.9 KOR average. . . 5 KOR's for TD in Volunteer career set SEC mark, only one shy of NCAA record by Anthony Davis of USC. . . 13.6 in 110-meter high hurdles was second best in world in '82. '83 indoor champion in 60-yard dash and high hurdles. . . Made '80 Olympic team as sprinter. . . Ran second leg of world record 400 meter relay. . . Performed in a benefit ballet for Better Boys Foundation in 1986. . . Involved in "Say No to Drugs" campaign. . . Was on alternate team of U.S. Bobsled team during '88 Winter Olympics. . . Lists Walter Payton, Michael Jackson and Lee Iacocca as heroes. . . Hobbies include interior/exterior design, reading, art, Egyptian culture, video games and karate. . . Took acting lessons in Los Angeles during off-season. . . Married (Dainnese). . . One daughter (Shakri). . . Prepped at Griffin (GA) High where team won state track meet 3 of 4 years. . . Marketing major.

Gault's Pro Stats

Year/Club	Receiving					Rushing					Kickoff Returns				Games/ Starts
	No	Yds	Avg	LG	TD	No	Yds	Avg	LG	TD	No	Yds	Avg	TD	
1987 Bears	35	705	20.1	56	7	2	16	8.0	9	0	0	0	0.0	0	12/12
1986 Bears	42	818	19.5	53	5	6	79	13.2	33	0	1	20	20.0	0	16/16
1985 Bears	33	704	21.3	70	1	5	18	3.6	11	0	22	577	26.2	1	16/16
1984 Bears	34	587	17.3	61	6	0	0	0.0	0	0	1	12	12.0	0	16/15
1983 Bears	40	836	20.9	87	8	4	31	7.8	22	0	13	276	21.2	1	16/13
<b>Career</b>	<b>184</b>	<b>3,650</b>	<b>19.8</b>	<b>87</b>	<b>27</b>	<b>17</b>	<b>144</b>	<b>7.5</b>	<b>33</b>	<b>0</b>	<b>37</b>	<b>885</b>	<b>23.9</b>	<b>2</b>	<b>76/72</b>

Also in '83, 9 PR's for 61 yards

Post-Season

1987	1	44	44.0	44	0						1	29	29.0	0	1/1
1986	5	82	16.4	50	1						0	0	0.0	0	1/1
1985	11	253	23.0	60	1						5	70	14.0	0	3/3
1984	1	75	75.0	75	1						4	92	23.0	0	2/2
<b>Career</b>	<b>18</b>	<b>454</b>	<b>25.2</b>	<b>75</b>	<b>3</b>						<b>10</b>	<b>191</b>	<b>19.1</b>	<b>0</b>	<b>7/7</b>

Gault's Single Game Highs

Most Catches: 7 at Cincinnati (9/28/86)	Long KOR: 99 vs. Redskins (9/29/85)
Most Yards, Receiving: 174 at Cincinnati (9/28/86)	Most Rushes: 2 (twice) vs. Eagles (9/14/86) and at Houston (10/12/86)
Long Catch: 87 at Green Bay (12/4/83) from McMahon	Most Yards, Rushing: 48 vs. Eagles (9/14/86)
Most KOR's: 3 (twice) at Minnesota (9/19/85) and at Detroit (12/22/85)	Long Rush: 33 vs. Eagles (9/14/86)
Most Yards, KOR: 115 vs. Redskins (9/29/85)	Combined Yards: 223 at Minnesota (9/19/85); 146 rec., 77 KOR



# SHAUN GAYLE 23

Safety Ohio State 5th Year  
 Ht: 5-11 Wt: 194 Born: 3/8/62  
 Hampton, VA

**Acquisition:** Selected in 10th round (271st player) of 1984 draft after Bears gained rights from Cleveland Browns as part of trade for supplemental picks.

**1987 SEASON:** On IR with ankle injury until being activated 11/6. Played reserve role final eight games of season. Special teams captain. Inserted in passing situations as "nickel" back for the last six games. Returned an interception 20 yards for TD vs. Lions (11/22) for team's only defensive TD of year. Involved in three tackles vs. Packers (11/29) and at San Francisco (12/14). Had 2 tackles vs. Redskins in playoffs. Expected to assume free safety spot vacated by retiring Fenwick. **GAMES PLAYED:** 8. **GAMES STARTED:** 0.

**PRO CAREER: 1986** — Played in all 16 games and made only interception vs. Steelers (11/30). Season-high 4 tackles vs. Bucs (12/7). Blocked punt vs. Packers (11/23) which was recovered by Gentry in end zone to lead to 13-10 win. Forced fumble at Tampa (11/9) and recovered fumble in rematch (12/7). 11 special teams tackles ranked 4th on team. **1985** — Moved from cornerback to safety in '85 training camp. "Nickel" back and key special teamer. Game ball after blocking punt in season opener vs. Bucs (9/8). Scored Bears first TD vs. Giants in playoffs (1/5/86) on 5-yard return after whiffed punt. **1984** — Started 6 games at cornerback as rookie after injuries to Richardson and Frazier. Made first pro interception in first pro start at St. Louis (10/14). Also had 4 tackles and blocked kick vs. Cards. Broke right ankle vs. Packers (12/9) and was placed on IR for final week of season and playoffs. Also suffered broken hand in pre-season game vs. Packers (8/11). Has 3 blocked kicks in career.

**COLLEGIATE, PERSONAL:** Three-year starter for Ohio State. Paced Buckeye secondary in tackles (74), passes defended (8) and forced fumbles (3) as senior. Had 60 tackles as junior including 2 for lost yardage. Also led team with 11 passes defended as junior. Had 4 interceptions in OSU career. All-state, all-America at Bethel (VA) High as RB/DB. Brother Jimmy was Buckeye standout RB from 1979-83. Hobbies include basketball, movies and music. Plans on career in real estate. Father is retired Army Officer.

### Gayle's Pro Stats

Year/Club	Interceptions				Tkls		Fum	Force	Pass	Blk	Sack/	Games/Starts
	No	Yds	LG	TD	Solo	Rec	Fum	Def	Kick	Yds.		
1987 Bears	1	20	20	1	9/1	0	0	3	1	0/0	8/0	
1986 Bears	1	13	13	0	14/9	1	1	2	1	0/0	16/0	
1985 Bears	0	0	0	0	18/16	1	0	0	1	0/0	16/0	
1984 Bears	1	-1	-1	0	19/14	0	0	7	1	0/0	15/6	
<b>Career</b>	<b>3</b>	<b>32</b>	<b>20</b>	<b>1</b>	<b>60/40</b>	<b>2</b>	<b>1</b>	<b>12</b>	<b>4</b>	<b>0/0</b>	<b>55/6</b>	
<b>Post-Season</b>												
1987	0	0	0	0	2/0	0	0	0	0	0/0	1/0	
1986	0	0	0	0	0/0	0	0	0	0	0/0	1/0	
1985	0	0	0	0	2/2	0	1	2	0	0/0	3/0	
<b>Career</b>	<b>0</b>	<b>0</b>	<b>0</b>	<b>0</b>	<b>4/2</b>	<b>0</b>	<b>1</b>	<b>2</b>	<b>0</b>	<b>0/0</b>	<b>4/0</b>	

### Gayle's Single Game Highs

Most Tackles: 5 at Los Angeles Rams (11/11/84)  
 Most Interceptions: 1, (twice) at St. Louis (10/14/84) and vs. Steelers (11/30/86)  
 Most Solos: 4 (twice) at St. Louis (10/4/84);  
 Long Interception: 20 vs. Lions (11/22/87)  
 at Dallas (11/17/85)  
 Most Deflections: 3 at St. Louis (10/14/84)

# DENNIS GENTRY

# 29

Wide Receiver/ Baylor 7th Year  
Kickoff Returner

Ht: 5-8 Wt: 186 Born: 2/10/59  
Lubbock, TX



**Acquisition:** Selected in 4th round (89th player) of 1982 draft.

**1987 SEASON:** NFL'S second leading kickoff return specialist with 24.8 average on 25 returns. . . Named 1st-team all-NFL by PFWA; 1st-team all-NFC by Football News. . . 2nd on club with 845 total yards. . . Had 88-yard KOR for TD vs. Chiefs (11/1) after team fell behind 14-0 and ignited comeback win. . . Caught 17 passes; 13 on third downs with 9 converting to first downs. . . 38-yard TD pass from Tomczak in final seconds of 30-24 division-clinching win at Minnesota (12/6). . . Had career-highs of 4 catches and 65 yards in Vikings game. . . Rushed 6 times for 41 yards during season. . . Had 3 catches for 58 yards vs. Seahawks (12/20). **GAMES PLAYED:** 12. **GAMES STARTED:** 0.

**PRO CAREER:** Had kickoff return for TD each of last three seasons. . . **1986** — Led NFL in kickoff returns with 28.8 yard average on 20 returns—first Bear since Payton in '75 to lead NFL. . . Had 91-yard KOR for TD in season opener (9/7) vs. Browns to earn game ball. . . Returned three kicks for 127 yards in playoff loss to Redskins including returns of 60 and 48 yards. . . Had 84-yard return vs. Rams (11/3) on Monday Night Football. . . Started two games at WR vs. Eagles (9/14) and at Green Bay (9/22). . . Suffered ankle sprain at Green Bay and missed following game at Cincinnati (9/28). . . Also recovered blocked punt in endzone vs. Packers for Bears only TD in game. . . Rushed for 103 yards on 11 carries in season including 29-yard run vs. Bucs (12/7). . . Tied with Gault for 2nd on team in total yards with 917 (rush, receiving and returns). . . **1985** — Averaged 25.9 yards on KOR' contributing to Bears league-leading KOR unit. . . Earned game ball at Detroit (12/22) after returning kickoff 94 yards for TD. . . Returned punt off reverse 47 yards vs. Packers (10/21). . . Had 41-yard catch in playoff game vs. Giants. . . Two catches for 41 yards in Super Bowl XX. . . **1984** — Gained 37 yards on 4 carries at Detroit (12/16). . . Led team in KOR average with 19.0 per return. . . Led club with 18 special teams tackles. . . **1983** — Saw duty in 15 games as reserve halfback. . . Career-high 38 yards rushing at Baltimore (9/25). . . **1982** — 3rd on club in special teams tackles as rookie with 8.

**COLLEGIATE, PERSONAL:** 2nd leading rusher in Baylor history behind Walter Abercrombie (Steelers) with 2,213 yards on 414 rushes and 14 TD's. . . Three-year starter after being red-shirted in '78. . . Played in Senior Bowl. . . Has degree in physical education. . . All-South Plains at Lubbock (TX) Dunbar High. . . Single. . . Given name is Dennis Louis Gentry.

### Gentry's Pro Stats

Year/Club	Rushing					Receiving					Kickoff Returns					
	No	Yds	Avg	LG	TD	No	Yds	Avg	LG	TD	No	Yds	Avg	LG	TD	Games/Starts
1987 Bears	6	41	6.8	12	0	17	183	10.8	38	1	25	621	24.8	88	1	12/0
1986 Bears	11	103	9.4	29	1	19	238	12.5	41	0	20	576	28.8	91	1	15/2
1985 Bears	30	160	5.3	21	2	5	77	15.4	30	0	18	466	25.9	94	1	16/0
1984 Bears	21	79	3.8	22	1	4	29	7.3	13	0	11	209	19.0	33	0	16/0
1983 Bears	16	65	4.1	17	0	2	8	4.0	6	0	7	130	18.6	28	0	15/0
1982 Bears	3	25	8.3	9	0	1	9	9.0	9	0	9	161	17.9	23	0	9/0
<b>Career</b>	<b>87</b>	<b>473</b>	<b>5.4</b>	<b>29</b>	<b>4</b>	<b>48</b>	<b>544</b>	<b>11.5</b>	<b>41</b>	<b>1</b>	<b>90</b>	<b>2,163</b>	<b>23.9</b>	<b>94</b>	<b>3</b>	<b>83/2</b>

also 15 PR's for 77 yds. in '82

### Playoffs

1987	2	5	2.5	3	0	3	43	14.3	24	0	2	74	37.0	49	0	1/0
1986	0	0	0.0	0	0	0	0	0.0	0	0	3	49	16.3	18	0	1/0
1985	6	23	3.8	8	0	3	82	27.3	41	0	1	22	22.0	11	0	3/0
1984	0	0	0.0	0	0	0	0	0.0	0	0	3	127	42.3	60	0	2/0
<b>Career</b>	<b>8</b>	<b>28</b>	<b>3.1</b>	<b>8</b>	<b>0</b>	<b>6</b>	<b>125</b>	<b>20.8</b>	<b>41</b>	<b>0</b>	<b>9</b>	<b>272</b>	<b>30.2</b>	<b>60</b>	<b>0</b>	<b>7/0</b>

## Gentry's Single Game Highs

Most Catches: 4, at Minnesota (12/6/87)	Long Rush: 29 vs. Bucs (12/7/86)
Most Yards, Receiving: 65 at Minnesota (12/6/87)	Most KOR's: 5 at Tampa Bay, 121 yds. (10/25/87)
Long Catch: 41 vs. Packers (11/23/86)	Most KOR Yards: 140 vs. Chiefs, 3 ret. (11/1/87)
Most Rushes: 8 at Baltimore (9/25/83)	Long KOR: 94 at Detroit (12/22/85)
Most Yards, Rushing: 38 at Baltimore (9/25/83)	



## CONRAD GOODE 65

Offensive Tackle      Missouri      4th Year

Ht: 6-6      Wt: 285      Born: 1/19/62  
Columbia, MO

Acquisition: Signed as Free Agent, 5/18/88.

**1987 SEASON:** Waived by Tampa Bay following '88 mini-camp. . . Joined Tampa Bay as free agent after sitting out entire '86 season. . . Saw action in 11 games. . . Only 2 starts of year were at guard vs. Bears (10/25) and Green Bay (11/1). . . Played well in Bear-Buc matchup at Tampa. . . Can be used at tackle, guard and center. **GAMES PLAYED:** 11. **GAMES STARTED:** 2.

**PRO CAREER: 1986** — Originally drafted by New York Giants in 1984 (4th round). . . Spent two seasons in New York before being waived during '86 training camp. . . **1985** — Played center in all 16 games; started first two. . . **1984** — Saw action in 8 games both at left and right tackle and on special teams.

**COLLEGIATE, PERSONAL:** Three-time all-Big 8 choice and UPI, Football News first team all-America in 1983. . . Blocked for Tampa Bay running back James Wilder as freshman at Mizzou. . . Bowl experience: Tangerine, Liberty, Holiday, Senior and East-West Shrine Game. . . All-American at Parkway Central High School in St. Louis. . . Stepfather is Irv Goode, a former offensive lineman with St. Louis, Miami and Buffalo. . . Enjoys fishing, golf and hunting.

## Goode's Pro Stats

Games/Starts: 35/4 - 1984 (8/0); 1985 (16/2); 1987 (11/2)



## DAN HAMPTON 99

Defensive End/Tackle      Arkansas      10th Year

Ht: 6-5      Wt: 274      Born: 1/19/57  
Oklahoma City, OK

Acquisition: Selected in 1st round (4th player) of 1979 draft.



Hampton, continued

**1987 SEASON:** Started first five union games at left end before injuring knee at Green Bay (11/8). Had arthroscopic surgery on left knee (11/12) and missed four games before returning at S.F. (12/14). Started season-finale at LA (12/27) and playoff game at defensive tackle. Had 3½ sacks in just 8 games, including 1½ takedowns against Raiders. Season-high 7 tackles vs. Seahawks (12/20). Blocked two field goals, vs. Chiefs (11/1) and at L.A. (12/27) both in three-point victories. **GAMES PLAYED: 8. GAMES STARTED: 8.**

**PRO CAREER:** Earned trips to the Pro Bowl following '80, '82, '84 and '85 campaigns. **1986** — 1st-team all-NFL by NEA, 1st-team all-NFC by UPI; 2nd-team all-NFL by AP after another productive season. Team's second leading sacker with 9.5. Earned game ball after 3 sacks (including safety) and 7 tackles vs. Packers (11/23). **1985** — Spent first half of season at RT before moving to LE for remainder of year. Recorded sack and fumble recovery in Super Bowl XX. Did not start at New York Jets (12/14) due to knee but came off bench to earn game ball with 2 tackles, pass defended and sack. Had 4 tackles and sack in NFC title win over Rams (1/2/86). **1984** — Missed one start at LA Rams (11/11) with hyperextended knee. Tied career-high 11.5 sacks, 3rd on team. **1983** — Started just 11 games in injury-plagued season but still finished 4th on team with 5 sacks. **1982** — Selected to several all-pro teams. Named PFW NFL's defensive MVP. Led team in sacks with 7, second in tackles with 71 while starting all 9 games at DRE. **1980** — Led team in sacks (11.5) and defensive line in tackles (73). **1979** — Had 2 sacks on Jaworski in '79 playoff loss to Eagles. Drafted behind LB Tom Cousineau (Browns), DT Mike Bell (Chiefs) and QB Jack Thompson (ex-Bengal) in '79 draft. Bears obtained that pick plus TE Bobby Moore from Tampa Bay for DE Wally Chambers.

**COLLEGIATE, PERSONAL:** Capped off great Arkansas career by earning all-America honors and SWC Defensive Player of Year as senior. Four-year letterman, three-year starter and twice all-SWC. Had 18 sacks as senior. Played in Senior, Fiesta, Orange and Cotton bowls. Made 32 tackles behind line of scrimmage for Razorbacks. Prep all-America at Jacksonville (AR) High School after playing in school band until junior year. Grew up on 42-acre farm near Cabot (AR), and resides in Cabot in country home in off-season. Mother Joan (father deceased) still lives on farm. Nickname: Danimal. Married (Terry). Plays 6 instruments: bass guitar, classical guitar, drums, saxophone, piano and organ. Teamed with Payton, Duerson and three Blackhawks to form "Chicago 6" rock band. Business major. Given name: Daniel Oliver Hampton.

Hampton's Pro Stats

Year/Club	Int/ Yds	Tkls/ Solo	Fum Rec	Force Fum	Pass Def	Blk Kick	Sack/ Yds	Games/ Starts
1987 Bears	0/0	30/16	1	0	2	2	3.5/18	8/8
1986 Bears	0/0	72/30	2	1	2	2	9.5/83	16/16
1985 Bears	0/0	32/26	3	2	4	0	5.5/43	16/15
1984 Bears	0/0	54/40	3	1	2	0	11.5/95.5	15/15
1983 Bears	0/0	47/40	0	0	4	1	5/27	11/11
1982 Bears	0/0	71/62	0	0	0	1	7/57	8/7
1981 Bears	0/0	68/56	0	1	4	0	9/77	16/16
1980 Bears	0/0	73/58	0	2	1	0	11.5/108.5	16/16
1979 Bears	0/0	70/48	2	1	3	0	4.5/28	16/16
<b>Career</b>	<b>0/0</b>	<b>517/376</b>	<b>11</b>	<b>8</b>	<b>22</b>	<b>6</b>	<b>67/537</b>	<b>122/120</b>

Playoffs

1987	5/5	0	0	0	0	0	0	1/1
1986	7/3	0	1	0	0	0	0.5/4	1/1
1985	10/8	1	0	0	0	0	2/14	3/3
1984	10/6	0	0	1	0	0	2.5/18	2/2
1979	2/2	0	0	0	0	0	2/18	1/1
<b>Career</b>	<b>34/24</b>	<b>1</b>	<b>1</b>	<b>1</b>	<b>0</b>	<b>0</b>	<b>7/54</b>	<b>8/8</b>

Hampton's Single Game Highs

Most Tackles: 16 vs. Saints (9/19/82)      Most Sacks: 3 (twice) vs. Saints (9/14/80)  
 Most Solos: 13 vs. Saints (9/19/82)      vs. Packers (11/23/86)



## JIM HARBAUGH

14

Quarterback Michigan 2nd Year

Ht: 6-3 Wt: 204 Born: 12/23/64  
Ann Arbor, MI

Acquisition: Selected in 1st round (26th player) of 1987 draft.

**1987 SEASON:** Served as team's 3rd string quarterback. Held for FG/PAT's in first three union games. Saw action at quarterback in three games, including entire second half of game at S.F. (12/6) where he completed 8 of 11 for 62 yards. Played one down vs. Lions (11/22) and at LA Raiders (12/27) for Tomczak. Completed 18 of 42 passes for 287 yards, 2 TD's and 1 int. in pre-season, including 65-yard TD pass to Ron Morris in first pro pass. **GAMES PLAYED: 6. GAMES STARTED: 0.**

**COLLEGIATE, PERSONAL:** One of premier quarterbacks in country as senior, finishing as UPI Big Ten Conference offensive player of the year. TSN and AP all-America. Set school single season passing marks for yardage (2,557) and completions (167). All-Big Ten first-team selection. Became first passer in Michigan history to pass for over 2,000 yards in a season as he completed 167 of 254 passes (65.8%) for 2,557 yards and 10 TD's. Finished 2nd in country in passing efficiency with a 157.0 rating and 15th in total offense with 2,685 yards. Also chosen academic all-Big Ten. Led NCAA as junior in passing efficiency while earning all-league honorable mention by AP and UPI. Completed 63.9% of passes as junior and threw 18 TD's - a school record for single-season. Won starting quarterback spot in spring ball prior to sophomore season and led UM to 3-1 start before suffering a broken arm vs. MSU which sidelined him for remainder of season. Outdueled Bernie Kosar and Miami in a 22-14 victory, completing 14 of 18 passes for 135 yards, including 45-yard TD strike. Redshirted in 1982. All-league choice in football, baseball and basketball at Palo Alto (CA) High where he threw for 2,093 yards and 34 TD's in 2 seasons. Averaged 19.8 points and 10.3 rebounds in basketball and batted .417 with 5-2 pitching mark in baseball as junior. Communications major with 3.06 GPA in post-graduate studies. Father Jack was DB coach under Bo Schembechler at Michigan before becoming defensive coordinator at Stanford, later being named head coach at Western Michigan. Presently Jack is assistant under cousin Mike Gottfried at Pittsburgh. Golf is among favorite hobbies. Single.

### Harbaugh's Pro Stats

Year/Club	Passing		Yds	Pct	LG	TD	Rushing					Games/		
	All	Comp					Int	Rating	No	Yds	Avg		LG	TD
1987 Bears	11	8	62	72.7	21	0	0	86.2	4	15	3.8	9	0	6/0
Career	11	8	62	72.7	21	0	0	86.2	4	15	3.8	9	0	6/0



## AL HARRIS 90

Defensive End/  
Linebacker Arizona State 9th Year

Ht: 6-5 Wt: 270 Born: 12/31/56  
Bangor, ME

Acquisition: Selected in 1st round (9th pick) of 1979 draft.

**1987 SEASON:** Started five games at left end. . . Replaced an injured Hampton for four week span (11/16-12/6) and played well enough to return there as starter for final game and playoffs with Hampton moving inside to tackle spot. . . Most valuable contributions came on FG/PAT defensive units where he blocked four field goals and two PAT's. . . Earned NFC Defensive Player of Week honors and game ball vs. Packers (11/29) after 6 tackles, one sack and two blocked FG's. . . Had 4 tackles, blocked field goal and pass deflection at LA. . . Had not started game at def. end since 1983. **GAMES PLAYED:** 12. **GAMES STARTED:** 5.

**PRO CAREER:** 1986 — Top reserve at both outside linebacker spots. . . Started three games due to injuries to Wilson and Marshall. . . Led team with 7 tackles in starting assignment vs. Bucs (12/7). . . Had sacks at Cincinnati (9/28) and vs. Vikings (10/5). . . **1985** — Sat out campaign with contract dispute. . .

**1984** — Enjoyed best season as pro. . . Started all 16 games at LB in first full-season at position and finished 4th on team with 68 tackles. . . Best outings were vs. Minnesota — 10 tackles and sack (10/28) followed by 7-tackle outing (11/25) in second game. . . **1983** — Started 8 games at DRE, 3 at LB and finished 8th on club in tackles (57) despite missing 3 games with turf toe. . . **1982** — Started 7 games at DRE. . . **1981** — Started last 11 games at DRE. . . Earned game ball at K.C. (11/8) after 11 tackles, 7 solos and 2 fumble recoveries. . . Scored only pro TD on 44-yard interception return vs. Broncos (12/20). . . **1980** — Blocked 32-yard FG effort by Tampa Bay (12/20) with :40 remaining to preserve 14-13 win and earn game ball.

**COLLEGIATE, PERSONAL:** Consensus all-America pick and finalist for Lombardi and Outland Trophies after senior year at ASU. . . First unanimous all-America pick in Sun Devil history. . . All-WAC as junior. . . Had 11 tackles in '78 Fiesta Bowl vs. Penn State. . . Finished senior year with 19 sacks and 22 tackles behind line of scrimmage. . . Finished senior year at Leilehua Valley High in Wahiawa, Hawaii and was named Hawaii "Player of the Year". . . Crew up in Maine, North Carolina, New Jersey, West Virginia and Hawaii due to father's Air Force obligations. . . Hobbies include bowling and horseback riding. . . Involved in Fellowship of Christian Athletes. . . BS degree in communications. . . Given name Alfred Carl Harris. . . Single.

Harris' Pro Stats

Year/Club	Interceptions				Tkl/ Solo	Fum Rec	Force Fum	Pass Def	Blk Kick	Sack/ Yds	Games/ Starts
	No	Yds	LG	TD							
1987 Bears	0	0	0	0	21/12	0	0	4	4	1/7	12/5
1986 Bears	0	0	0	0	14/10	0	1	1	0	2/15	16/3
1984 Bears	1	34	34	0	68/52	0	0	6	0	2/14	16/16
1983 Bears	0	0	0	0	57/49	1	5	0	1	5/25	13/11
1982 Bears	0	0	0	0	27/23	0	0	1	0	2.5/19.5	8/7
1981 Bears	1	44	44	1	61/33	3	1	5	0	2/17	16/11
1980 Bears	0	0	0	0	11/9	0	0	0	1	0/0	16/0
1979 Bears	0	0	0	0	1/1	0	0	0	0	1/7	4/0
<b>Career</b>	<b>2</b>	<b>78</b>	<b>44</b>	<b>1</b>	<b>261/189</b>	<b>4</b>	<b>7</b>	<b>17</b>	<b>6</b>	<b>15.5/104.5</b>	<b>101/53</b>

Playoffs

1987	0	0	0	0	1/1	0	0	0	0	0/0	1/1
1986	0	0	0	0	0/0	0	0	0	0	0/0	1/0
1984	0	0	0	0	9/7	0	0	2	0	0/0	2/2
1979	0	0	0	0	1/0	0	0	0	0	0/0	1/0
<b>Career</b>	<b>0</b>	<b>0</b>	<b>0</b>	<b>0</b>	<b>11/8</b>	<b>0</b>	<b>0</b>	<b>2</b>	<b>0</b>	<b>0/0</b>	<b>5/3</b>

Harris' Single Game Highs

Most Tackles: 11 at Kansas City, (11/8/81)      Most Interceptions: 1, twice  
 Most Solos: 9 vs. Lions (11/22/81), vs. Packers (12/9/84)



## JAY HILGENBERG

63

Center Iowa 8th Year

Ht: 6-2 Wt: 260 Born: 3/21/60  
Iowa City, Iowa

Acquisition: Signed as Free Agent, 5/8/81.

**1987 SEASON:** Turned in another outstanding season despite playing with dislocated right elbow and torn rotator cuff (left). Both injuries required off-season surgery. Earned third straight Pro Bowl appearance as starter. Consensus all-NFC choice. Started all 12 union games to increase consecutive start streak to 68 - second on team only to McMichael. Injury limited deep snapping but still managed to handle FG/PAT snaps on part-time basis. Capable of handling nose-tackle straight up and also effective as pulling blocker. **GAMES PLAYED: 12. GAMES STARTED: 12.**

**PRO CAREER:** NFC's starting center in Pro Bowl each of last three seasons. Instrumental in team's success as league's top rushing team four of last five seasons. Durable player who has not missed game in career. Handled all deep snapping through '85 season, now just kick snaps. **1986** - Broke right hand at Detroit (12/15) but played remainder of season. Consensus all-NFC selection. **1985** - Second team all-pro choice by AP and NEA, all-NFC selection by PFW and UPI. **1984** - Started all 16 games plus playoffs. **1983** - Became starter midway through season replacing Dan Neal who he backed up for 2½ seasons. Made first pro start vs. Lions (10/30).

**COLLEGIATE, PERSONAL:** All-Big Ten selection last two seasons at Iowa; also honorable mention all-America. Four-year letterman. Played in Blue-Gray, Hula and Japan Bowls. Nephew of former Vikings' linebacker Wally Hilgenberg. Father (Jerry) was all-American center at Iowa in 1950's; brother (Jim) preceded him as Hawkeye center and another brother (Joel) followed him at Iowa and now plays for New Orleans Saints. General Studies major. Community Service Work includes: Boys Hope, Brian Piccolo Cancer Research Foundation, American Heart Association, and United Way. Avid outdoorsman and golfer. Married (Lisa). Given name Jay Walter Hilgenberg. Resides in Libertyville, IL.

### Hilgenberg's Pro Stats

**Games/Starts:** 101/68 - 1981 (16/0); 1982 (9/0); 1983 (16/8); 1984 (16/16); 1985 (16/16); 1986 (16/16); 1987 (12/12)  
**Post-Season:** 7/7 - 1984 (2/2); 1985 (3/3); 1986 (1/1); 1987 (1/1)



## VESTEE JACKSON

24

Cornerback Washington 3rd Year

Ht: 6-0 Wt: 186 Born: 8/14/63  
Fresno, CA

Acquisition: Selected in 2nd round (55th player) of 1986 draft.

**1987 SEASON:** Started all 12 games at right cornerback; three others shared other CB spot. Tied for team lead with 12 passes defended. Led cornerbacks with 39 tackles, 19 solos. Only interception of season was vs. Bucs (9/20). Had 8 tackles vs. Seahawks (12/20). Caused a fumble in consecutive weeks (11/29 and 12/6). **GAMES PLAYED: 12. GAMES STARTED: 12.**

Jackson, continued

**PRO CAREER: 1986** — Emerged as starter halfway through rookie campaign at right cornerback. . . Replaced Reggie Phillips in week 9 vs. Rams (11/3) after serving as back-up and special teamer first half of season. . . Tied for 4th on team with 3 interceptions. . . Had 1st career interception at Cincinnati (9/28). . . Recovered fumble on overtime kickoff that led to game winning field goal vs. Eagles (9/14). . . Had 5 tackles and interception at Tampa (11/9). . . Registered only sack of season and caused fumble in playoff game vs. Redskins (1/3).

**COLLEGIATE, PERSONAL:** All-Pac Ten selection and team's most valuable DB as senior. . . 13 career interceptions ranks 3rd in Washington history. . . Co-captain as senior. . . Played in Hula Bowl. . . Led team in fumble recoveries final three seasons. . . Had 66-yard interception for TD vs. Arizona in '84; 34-yard return vs. USC and 25-yard return vs. BYU in '85. . . Three-sport star at Fresno H.S. . . Gained 1,300 yards as senior to earn all-league honors. . . Enjoys basketball and dancing. . . Single.

Year/Club	Interceptions				Jackson's Pro Stats						
	No	Yds	LG	TD	Tkls Solo	Fum Rec	Force Fum	Pass Def	Blk Kick	Sack Yds	Games/ Starts
1987 Bears	1	0	0	0	39/19	0	2	12	0	0/0	12/12
1986 Bears	3	0	0	0	38/24	1	0	4	0	0/0	16/8
<b>Career</b>	<b>4</b>	<b>0</b>	<b>0</b>	<b>0</b>	<b>77/43</b>	<b>1</b>	<b>2</b>	<b>16</b>	<b>0</b>	<b>0/0</b>	<b>28/20</b>
<b>Playoffs</b>											
1987	0	0	0	0	2/2	0	0	0	0	0/0	1/1
1986	0	0	0	0	5/3	0	1	1	0	1/8	1/1
<b>Career</b>	<b>0</b>	<b>0</b>	<b>0</b>	<b>0</b>	<b>7/5</b>	<b>0</b>	<b>1</b>	<b>1</b>	<b>0</b>	<b>1/8</b>	<b>2/2</b>

#### Jackson's Single Game Highs

Most Tackles: 9 at Dallas (12/21/86)

Long Interception: 0 yards

Most Solos: 6 at Dallas (12/21/86)

Most Deflections: 1, four times

Most Interceptions: 1, four times

## WILL JOHNSON

# 93

Linebacker

Northeast  
Louisiana

2nd Year

Ht: 6-4

Wt: 248

Born: 12/4/64  
Monroe, LA



**Acquisition:** Selected in 5th round (138th player) of 1987 draft.

**1987 SEASON:** Appeared in 11 games as backup outside linebacker and special teamer. . . Missed game vs. Bucs (9/20) due to pulled hamstring. . . Drafted as pass rush specialist as end or linebacker.

**GAMES PLAYED:** 11. **GAMES STARTED:** 0.

**COLLEGIATE, PERSONAL:** Dominant pass rusher who was tabbed 1st-team all-Southland Conference, and second-team Division IAA all-America. . . Totaled 50 tackles, a sack and three tackles for losses despite missing two games due to knee injury. . . Second team all-league choice as junior after registering 59 tackles, 6 sacks and 8 tackles for loss. . . Earned all-league honors as sophomore after finishing 3rd on team with 71 tackles, 9 sacks and 13 tackles behind line of scrimmage. . . All-district and all-state defensive lineman at Neville High in Monroe, LA where he had 120 tackles, 31 behind line of scrimmage as senior. . . Also basketball and track star. . . Single. . . General studies major.

#### Johnson's Pro Stats

1 tackle at linebacker in 1987



## GLEN KOZLOWSKI 88

Wide Receiver      BYU      2nd Year

Ht: 6-1      Wt: 205      Born: 12/31/62  
Honolulu, HI

Acquisition: Selected in 11th round (306th player) of 1986 draft.

**1987 SEASON:** Caught 15 passes for 199 yards and 3 TD's in three replacement games before breaking ankle in 4th quarter vs. Saints (10/18). Had 5 catches for 65 yards and 2 TD's at Philadelphia (10/4) and 7 receptions for 87 yards and TD against Vikes. Released in final cutdown of '87 camp. Expected to be fully recovered from injury and compete for spot on roster. **GAMES PLAYED:** 3. **GAMES STARTED:** 3.

**PRO CAREER:** Drafted by Bears in 11th round of '86 but was still recovering from college injury and placed on injured reserve for entire season.

**COLLEGIATE, PERSONAL:** Played in just 5 games as senior due to knee injury. Tore anterior cruciate ligament in right knee and had surgical repair in January, 1986. Caught 23 passes for 436 yards and 2 TD's as senior. All-WAC as junior after 55 catches for 879 yards and 11 TD's. Caught 29 passes for 376 yards in freshman year when Jim McMahon was quarterback. Older brother, Mike, played safety for Miami Dolphins. Married. Has 4 sons. Resides in Buffalo Grove, IL.

### Kozlowski's Pro Stats

Year/Club	Receiving			LG	TD	Games/Starts
	No	Yds	Avg			
1987 Bears	15	199	13.3	28	3	3/3
<b>Career</b>	<b>15</b>	<b>199</b>	<b>13.3</b>	<b>28</b>	<b>3</b>	<b>3/3</b>

### Kozlowski's Single Game Highs

Most Catches: 7 vs. Vikings (10/11/87)      Most TD's, game: 2 at Philadelphia (10/4/87)  
Most Yards Receiving: 87 vs. Vikings (10/11/87)



## DENNIS MCKINNON 85

Wide Receiver      Florida State      5th Year

Ht: 6-1      Wt: 177      Born: 8/22/61  
Quitman, GA

Acquisition: Signed as Free Agent, 5/4/83.

**1987 SEASON:** Dynamic punt-return specialist and "nickel" receiver. Only player in NFL to return two punts for touchdowns during season. 94-yard return against Giants (9/14) was longest of year in NFL and longest in Bear history. 3rd on club with 811 total yards. Also had 65-yard return for TD at Tampa Bay (10/25). Finished season with 10.1 yards per return, 6th in NFC. Also a valuable receiver, finishing 4th on team with 27 catches for 406 yards. Split time with Morris at receiver spot opposite Gault. Tied career-high with 5 catches (87 catches) at Minnesota (12/6). Only TD catch was 31-yard grab vs. Lions (11/22). **GAMES PLAYED: 12. GAMES STARTED: 0.**

**PRO CAREER:** Bears are 15-0 in games he has TD catch. **1986** — Spent the entire season on the physically unable to perform list after undergoing arthroscopic surgery on left knee February 11, 1986. **1985** — Vital part of Bears offense, leading team in TD catches (7) and finishing 2nd in receiving yards (555). Started 13 games and missed two games with bruised left quadricep and pulled hamstring. Best day of career at Minnesota (9/19) with 4 catches, 133 yards, 2 TD's in second half of comeback win. Caught TD pass in first 5 games of season. 3 catches for 52 yards and 2 TD's in playoff win over Giants (1/5/86). **1984** — Started first 12 games before missing last 4 following arthroscopic surgery on left knee (11/26). Returned for playoffs and had 4 catches, 72 yards and TD in win over Redskins (12/30). **1983** — Developed into starter as rookie free agent. Led team in punt returns (34 for 316) including 59-yard TD return at Green Bay (12/4). Had winning TD catch in 7-6 win over Eagles (11/13).

**COLLEGIATE, PERSONAL:** Was a part-time starter at Florida State. Had 53 catches for 888 yards and 8 TD's in career. Played in '79 and '80 Orange Bowls. Also played in '82 Gator Bowl where he had 2 catches for 36 yards, TD and one carry for 65 yards. Prepped at Miami (FL) South High. Hobbies include video games, howling and photography. Part-owner of two Chicago video stores. Boyhood idol was Paul Warfield. Has BA degree in Criminology. Given name Dennis Lewis McKinnon. Single. Resides in Gurnee, IL.

Year/Club	Receiving						McKinnon's Pro Stats						Punt Returns					
	No	Yds	Avg	LG	TD		Rushing						No	Yds	Avg	LG	TD	Games/Starts
1987 Bears	27	406	15.0	33	1		No	Yds	Avg	LG	TD		40	405	10.1	94	2	12/0
1986 Bears	DNP																	
1985 Bears	31	555	17.9	48	7		1	0	0.0	0	0		4	44	11.0	11	0	14/13
1984 Bears	30	434	14.5	32	3		2	12	6.0	21	0		5	62	12.4	18	0	12/12
1983 Bears	21	236	11.2	49	4		0	0	0.0	0	0		34	316	9.3	59	1	16/3
<b>Career</b>	<b>109</b>	<b>1,631</b>	<b>14.9</b>	<b>49</b>	<b>15</b>		<b>3</b>	<b>12</b>	<b>4.0</b>	<b>21</b>	<b>0</b>		<b>83</b>	<b>827</b>	<b>10.0</b>	<b>94</b>	<b>3</b>	<b>54/28</b>

Also: 1 KOR for 16 yds. in '85; 2 for 42 yds. in '83

**Playoffs**

1987	1	16	16.0	16	0		0	0	0.0	0	0		2	12	6.0	13	0	1/0
1985	4	69	17.3	23	2		1	-7	-7.0	-7	0		0	0	0.0	0	0	3/3
1984	7	120	17.2	36	1		0	0	0.0	0	0		0	0	0.0	0	0	2/2
<b>Career</b>	<b>12</b>	<b>205</b>	<b>17.1</b>	<b>36</b>	<b>3</b>		<b>1</b>	<b>-7</b>	<b>-7.0</b>	<b>-7</b>	<b>0</b>		<b>2</b>	<b>12</b>	<b>6.0</b>	<b>13</b>	<b>0</b>	<b>6/5</b>

**McKinnon's Single Game Highs**

Most Catches: 5, three times	Long PR: 94 vs. Giants (9/14/87)
Most Yards, Receiving: 133 at Minnesota (9/19/85), 4 catches	Most Rushes: 1, three times
Long Catch: 49 vs. 49ers (11/27/83)	Most Yards, Rushing: 21 vs. Saints (10/7/84)
Most Yards, PR's: 134 vs. Giants (9/14/87)	Long Rush: 21 vs. Saints (10/7/84)



## JIM McMAHON

9

Quarterback      BYU      7th Year

Ht: 6-1      Wt: 198      Born: 8/21/59  
Jersey City, NJ

**Acquisition:** Selected in 1st round (5th player) of 1982 draft.

**1987 SEASON:** Activated from injured reserve, 10/23, and led team to come-from-behind win two days later at Tampa Bay (10/25) turning 23-14 halftime deficit into 27-26 win with 17 of 24 for 195 yards, 1 TD performance. . . Started next six games before departing at Minnesota (12/6) in 4th quarter with pulled hamstring. . . Sideline last three regular season games before returning for playoffs. . . Averaged 7.8 yards per pass attempt – third best in NFC. . . 4th ranked passer in NFC with 87.4 rating. . . Spent beginning of season on IR recovering from off-season rotator cuff surgery. . . Completed 23 of 34 for 287 yards, 3 TDs, 1 int. vs. Chiefs (11/1) in first start since 11/23/86. . . Marched team downfield for winning FG following week at Green Bay (11/8) in closing seconds while throwing career-high 42 passes (21 completions, 259 yards). . . Suffered first loss as starter since 10/14/84 at Denver (11/16), despite throwing for 311 yards – only 300+ game of career; also rushed for 73 yards vs. Broncos. . . 15 of 29 for 197, 1 TD and 3 ints. vs. Redskins in playoffs. . . Had minor surgery on right AC joint, 1/26/88, but expected to be completely healthy for '88 campaign. **GAMES PLAYED:** 7. **GAMES STARTED:** 6.

**PRO CAREER:** Highest career QB rating in Bear history. . . 42-14 career record as starter; 39-13 in regular season, 3-1 in playoffs. . . Has 28-1 record as starter in last 29 regular season games; since 1984, Bears are 35-3 with McMahon starting or leading a rally off the bench, 17-11 otherwise. . . **1986** — Played in just six games due to injuries. . . Led team in TD passes (5), while finishing second in passes attempted (150), passing yards (995) and completion percentage (51.3). . . Placed on IR for remainder of season, 11/25. . . Best game was 13 of 22 for 211 yards and 3 TD outing at Cincinnati (9/28). . . Shoulder/rotator cuff surgery, 12/12/86. . . **1985** — Earned a trip to Pro Bowl. . . Completed 64% of passes in first 5 games before injury problems began at S.F. (10/17). . . Threw 9 TD's in first four games and career-high 15 TD's for season. . . Missed three games (11/10-11/24) with shoulder tendonitis and did not start at Minnesota (9/19) due to stiff neck. . . Entered Vikings game in 3rd quarter and put on one of best comebacks ever throwing TD passes on first two plays and three in just 1-1/2 quarters to turn 17-9 deficit into 33-24 win (8 of 15 for 236 yards). . . Threw 3 TD's in playoffs and scored first TD vs. Rams on 16-yard run. . . Completed 23 of 34 for 274-yard and two TD's in 38-28 win over Bucs (9/8) to earn NFC Offensive Player of Week honors. . . Did not throw int. in 3 post-season games; 66 attempts. . . Super Bowl performance included 12 of 20 for 256 yards and 2 rushing TD's. . . **1984** — Missed 7 games plus playoffs when he suffered hairline fracture in right hand and bruised back vs. Denver (9/9) and kidney laceration vs. Raiders (11/4). . . Placed on IR (11/20) for remainder of season. . . **1983** — Set Bears record for completion percentage (58.4). . . Passed for career-high 298 yards at Green Bay (12/4/83). . . **1982** — Voted UPI NFC "Rookie of the Year". . . PFWA, PFW and Football Digest all-rookie selection. . . 80.1 passing rating was 4th in NFC, 9th in NFL, 8th best in Bear history, best in NFL for a rookie. . . Started 7 games including game ball outing – 16 of 27 for 233 yards and 2 TD's vs. Lions (12/21). . . Winner of Brian Piccolo Award.

**COLLEGIATE, PERSONAL:** Consensus all-America at BYU after setting 71 NCAA Division I passing, total offense records. . . 156.9 passing efficiency mark surpassed Danny White's collegiate record of 148.9. . . BYU went 22-3 in 1980-81, two WAC titles and first bowl victory ever. . . Redshirted in '79. . . College stats: 653 completions, 1,060 attempts, 9,563 yards, 84 TD's, 34 ints, 61.6% completion. . . All inter-mountain at Roy (UT) High. . . Three sport letterman. . . Turned down basketball scholarship to Utah State; played every baseball position but catcher. . . Public communications major. . . Lived in California before moving to Utah for high school. . . Involved in several charitable organizations including Chicago Boys Clubs, Brian Piccolo Cancer Research, Special Olympics, Children's Hospital,



McMahon, continued

Juvenile Diabetes Foundation... Married (Nancy)... Two daughters (Ashley and Alexi)... One son (Sean)... Given name James Robert McMahon... Autobiography "McMahon" written with Bob Verdi of Chicago Tribune published in fall of '86... Enjoys racquetball and golf... Has restaurant in Lincoln Park neighborhood... Resides in Northbrook.

### McMahon's Pro Stats

Year/Club	Passing								Rushing					
	Att	Comp	Yds	Pct	LG	TD	Int	Rating	No	Yds	Avg	LG	TD	Games/Starts
1987 Bears	210	125	1,639	59.5	59	12	8	87.4	22	88	4.0	13	2	7/6
1986 Bears	150	77	995	51.3	58	5	8	61.4	22	152	6.9	23	1	6/6
1985 Bears	313	178	2,392	56.9	70	15	11	82.8	47	252	5.4	19	3	13/11
1984 Bears	143	85	1,146	59.4	61	8	2	97.8	39	276	7.1	30	2	9/9
1983 Bears	295	175	2,184	59.3	87	12	13	77.7	55	307	5.6	32	2	14/13
1982 Bears	210	120	1,501	57.1	50	9	7	80.1	25	105	4.4	11	1	8/7
<b>Career</b>	<b>1,321</b>	<b>760</b>	<b>9,857</b>	<b>57.5</b>	<b>87</b>	<b>61</b>	<b>49</b>	<b>81.1</b>	<b>210</b>	<b>1,180</b>	<b>5.6</b>	<b>32</b>	<b>11</b>	<b>57/52</b>

1985; 1 catch for 19 yards and TD (9/29)

### Playoffs

1987	29	15	197	51.7	44	1	3	62.1	2	5	2.5	5	0	1/1
1986	DNP — Injured Reserve List													
1985	66	39	636	59.1	60	3	0	106.5	14	60	4.3	16	3	3/3
1984	DNP — Injured Reserve List													
<b>Career</b>	<b>95</b>	<b>54</b>	<b>833</b>	<b>56.8</b>	<b>60</b>	<b>4</b>	<b>3</b>	<b>97.4</b>	<b>16</b>	<b>65</b>	<b>4.1</b>	<b>16</b>	<b>3</b>	<b>4/4</b>

### McMahon's Single Game Highs

Most Pass Attempts: 42 at Green Bay (11/8/87); 21 comp.	Completion Pct: .727 (16 of 22) vs. Tampa Bay (9/2/86)
Most Pass Completions: 23 (34 att.) vs. Bucs (9/8/85); vs. Chiefs (11/1/87)	Long Pass: 87 yards at Green Bay (12/4/83)
Most Yards, Passing: 311 (21 of 34) at Denver (11/16/87)	Most Interceptions: 3 (twice) vs. Detroit (11/21/82) and vs. Denver (10/2/83)
Most TD Passes: 3 (four times)	Most Yards, Rushing: 74 (9 att.) vs. San Francisco (11/27/83)

### McMAHON GAME-BY-GAME

1982

DATE	OPPONENT	ATT	COMP	YDS	PCT	TD	INT	TKLD/LST	LG
9/12	@ DETROIT	DNP							
9/19	NEW ORLEANS	22	12	131	54.5	0	1	4/33	24
11/21	DETROIT	27	16	233	59.3	2	3	3/12	44
11/28	@ MINNESOTA	20	12	139	60.0	1	1	7/56	50
12/5	NEW ENGLAND	21	15	192	71.4	2	1	3/16	40
12/12	@ SEATTLE	29	19	199	65.5	0	1	2/25	29
12/19	ST. LOUIS	33	16	160	48.5	1	0	1/5	45
12/26	@ L.A. RAMS	28	18	280	64.3	2	0	2/17	40
1/2/83	@ TAMPA BAY	30	12	167	40.0	1	0	4/32	31

1983

DATE	OPPONENT	ATT	COMP	YDS	PCT	TD	INT	TKLD/LST	LG
9/4	ATLANTA	29	20	254	69.0	1	1	4/22	34
9/11	TAMPA BAY	24	16	286	66.7	1	2	4/23	73
9/18	@ NEW ORLEANS	17	11	172	64.7	1	1	5/41	60
9/25	@ BALTIMORE	20	8	89	40.0	0	0	3/15	26
10/2	DENVER	23	15	174	65.2	1	3	0/0	52
10/9	MINNESOTA	11	4	35	36.4	0	2	2/13	12
10/16	@ DETROIT	DNP							
10/23	@ PHILADELPHIA	DNP							
10/30	DETROIT	16	11	126	68.8	1	0	0/0	21
11/6	@ L.A. RAMS	29	19	178	65.5	0	1	4/26	28
11/13	PHILADELPHIA	16	10	140	62.5	2	0	4/28	43

BEARS/47

McMahon, continued

11/20	@ TAMPA BAY	12	8	79	66.7	0	0	1/6	22
11/27	SAN FRANCISCO	19	11	159	57.9	1	0	4/26	49
12/4	@ GREEN BAY	38	20	298	52.6	1	1	4/24	87
12/11	@ MINNESOTA	16	8	32	50.0	1	0	2/13	8
12/18	GREEN BAY	25	14	162	56.0	2	2	5/29	35

1984

DATE	OPPONENT	ATT	COMP	YDS	PCT	TD	INT	TKLD/LST	LG
9/2	TAMPA BAY	22	16	138	72.7	1	1	1/3	21
9/9	DENVER	8	5	93	62.5	1	0	0/0	61
9/16	@ GREEN BAY	7	4	39	57.1	0	0	0/0	20
9/23	@ SEATTLE							DNP - BACK	
9/30	DALLAS	14	6	79	42.9	0	0	2/5	22
10/7	NEW ORLEANS	14	10	128	71.4	1	0	4/31	23
10/14	@ ST. LOUIS	23	13	202	56.5	1	0	1/4	36
10/21	@ TAMPA BAY	18	12	219	66.7	3	0	1/3	49
10/28	MINNESOTA	26	16	180	61.5	1	0	1/2	40
11/4	L.A. RAIDERS	11	3	68	27.3	0	1	0/0	50
11/11	@ L.A. RAMS							IR - KIDNEY	

1985

DATE	OPPONENT	ATT	COMP	YDS	PCT	TD	INT	TKLD/LST	LG
9/8	TAMPA BAY	34	23	274	67.6	2	1	3/23	27
9/15	NEW ENGLAND	21	13	232	61.9	1	1	1/6	49
9/19	@ MINNESOTA	15	8	236	53.3	3	0	0/0	70
9/29	WASHINGTON	19	13	160	68.4	3	1	2/6	33
10/6	@ TAMPA BAY	34	22	292	64.7	1	2	1/6	48
10/13	@ SAN FRANCISCO	31	18	186	58.1	0	1	1/3	34
10/21	GREEN BAY	26	12	144	46.2	0	0	2/3	23
10/27	MINNESOTA	31	18	181	58.1	2	1	0/0	33
11/3	@ GREEN BAY	20	9	91	45.0	1	0	4/33	21
11/10	DETROIT							DNP - SHOULDER	
11/17	@ DALLAS							DNP - SHOULDER	
11/24	ATLANTA							DNP - SHOULDER	
12/2	@ MIAMI	6	3	42	50.0	0	1	2/14	20
12/8	INDIANAPOLIS	23	11	145	47.8	0	0	3/8	30
12/14	@ N.Y. JETS	31	15	215	48.4	1	1	5/12	65
12/22	@ DETROIT	22	13	194	59.1	1	2	3/18	37

POST SEASON

1/5/86	N.Y. GIANTS	21	11	216	52.4	2	0	0/0	46
1/12	L.A. RAMS	25	16	164	64.0	1	0	3/23	22
1/26	NEW ENGLAND (@ NEW ORLEANS)		12	256	60.0	0	0	1/3	60

1986

DATE	OPPONENT	ATT	COMP	YDS	PCT	TD	INT	TKLD/LST	LG
9/7	CLEVELAND	20	10	135	50.0	1	0	1/9	58
9/14	PHILADELPHIA							DNP - SHOULDER	
9/22	@ GREEN BAY							DNP - SHOULDER	
9/28	@ CINCINNATI	22	13	211	59.1	3	1	1/5	53
10/5	MINNESOTA	19	12	204	63.2	1	1	0/0	58
10/12	@ HOUSTON	33	14	209	39.4	0	1	1/6	30
10/19	@ MINNESOTA							DNP - SHOULDER	
10/26	DETROIT	24	17	141	70.8	0	2	3/20	18
11/3	L.A. RAMS							DNP - SHOULDER	
11/9	@ TAMPA BAY							DNP - SHOULDER	
11/16	@ ATLANTA							DNP - SHOULDER	
11/23	GREEN BAY	32	12	95	37.5	0	3	0/0	41
11/30	PITTSBURGH							IR - SHOULDER	
12/7	TAMPA BAY							IR - SHOULDER	
12/15	@ DETROIT							IR - SHOULDER	
12/21	@ DALLAS							IR - SHOULDER	

48/CHICAGO

DATE	OPPONENT	1987						TKLD/LST	LG
		ATT	COMP	YDS	PCT	TD	INT		
9/14	NEW YORK	IR - SHOULDER							
9/20	TAMPA BAY	0	0	0	0	0	0	0/0	0
10/18	NEW ORLEANS								
10/25	@ TAMPA BAY	24	17	195	70.8	1	1	3/22	25
11/1	KANSAS CITY	34	23	287	67.6	3	1	5/24	38
11/8	@ GREEN BAY	42	21	259	50.0	1	2	2/12	59
11/16	@ DENVER	34	21	311	61.7	3	1	3/20	51
11/22	DETROIT	27	16	206	59.2	1	1	7/48	31
11/29	GREEN BAY	27	16	195	59.2	1	1	1/3	24
12/6	@ MINNESOTA	22	11	186	50.0	1	1	1/7	42
12/14	@ SAN FRANCISCO	DNP - HAMSTRING							
12/20	SEATTLE	DNP - HAMSTRING							
12/27	@ LOS ANGELES	DNP - HAMSTRING							
POST-SEASON									
1/10/88	WASHINGTON	29	15	197	51.7	1	3	5/27	44

## JIM McMAHON'S CLUB RECORDS

Rating, lifetime	81.8
Completion %, lifetime	57.5
Lowest % interceptions, lifetime	3.71
Lowest % interceptions, season	1.4 (1984)

## CHICAGO BEARS VETERANS PLAYOFF EXPERIENCE

Player	Games Played	Started	Player	Games Played	Started
John Adickes	0	0	Glen Kozlowski	0	0
Egypt Allen	0	0	Dennis McKinnon	6	5
Jim Althoff	0	0	Jim McMahon	4	4
Neal Anderson	1	0	Steve McMichael	7	7
Tommy Barnhardt	1	0	Emery Moorehead	8	7
Lew Barnes	1	0	Ron Morris	1	1
Kurt Becker	4	2	Jim Morrissey	5	0
Paul Blair	1	0	Jay Norvell	0	0
Mark Bortz	7	7	Keith Ortego	5	1
Cap Boso	1	0	William Perry	5	4
Kevin Butler	5	5	Reggie Phillips	5	0
Dick Chapura	0	0	Mike Richardson	7	6
Jim Covert	7	7	Ron Rivera	7	1
Richard Dent	7	7	Mark Rodenhauer	1	0
Maurice Douglass	2	1	Larry Rubens	3	0
Dave Duerson	7	5	Thomas Sanders	5	0
Willie Gault	7	7	Mike Singletary	7	7
Shaun Gayle	5	0	Sean Smith	1	0
Dennis Gentry	7	0	Matt Suhey	7	7
Dan Hampton	8	8	Tom Thayer	5	5
Jim Harbaugh	0	0	Calvin Thomas	7	0
Al Harris	5	3	Mike Tomczak	2	1
Jay Hilgenberg	7	7	Keith Van Horne	7	7
Vestee Jackson	2	2	Bryan Wagner	0	0
Will Johnson	1	0	Otis Wilson	7	6



# STEVE McMICHAEL

# 76

Defensive Tackle Texas 9th Year

Ht: 6-2 Wt: 268 Born: 10/17/57  
Houston, TX

Acquisition: Signed as Free Agent, 10/15/81.

**1987 SEASON:** Made 2nd straight Pro Bowl appearance after finishing 2nd on team with 75 sacks. Named all-NFL by AP, PFWA, PFW, TSN; all NFC by UPI, Football News. Started all 12 union games to extend consecutive start streak to 69 - longest on team. Named NFC defensive player of week after recording career-high 12 tackles and 3 sacks at Minnesota (12/6). Had 10 tackles and 2 sacks in season finale at Los Angeles Raiders (12/27). 57 total tackles ranked 5th on team. Recovered fumble to set up first TD in playoff loss to Washington. **GAMES PLAYED: 12. GAMES STARTED: 12.**

**PRO CAREER: 1986** - First-team all NFL selection by PFWA and TSN while earning first Pro Bowl spot. Finished 3rd in sacks (8.5), 6th in tackles (87). Earned game ball at Green Bay (9/22) after 5 tackles, 2 sacks and safety in comeback win. Only career interception in season finale (12/21) at Dallas. Strong play against Minnesota included 2 sacks (10/5) and 10 tackles (10/19). **1985** - AP and UPI all-league honors. 8 sacks ranked third on team. Best outing was 2-sack, 4-tackle and 2 knocked down passes at San Francisco (10/13). **1984** - Campaign included 10 sacks (3rd on team) and 42 tackles (7th). NFC defensive player of week in finale at Detroit after 5 tackles and 2½ sacks. **1983** - Became starter and finished 2nd on team with 8½ sacks. Earned first game ball with Bears after 5 tackles, 2 sacks and forced fumble at Tampa Bay (11/20). **1982** - Had 64-yard fumble return vs. Bucs (1/2/83). **1981** - Joined Bears after being waived by Patriots during '81 training camp. Replaced fellow Texas teammate Brad Shearer on roster. **1980** - Back injury forced him to IR (11/3/80) through remainder of season. Patriots 3rd round selection in '80. Played in just 6 games as rookie.

**COLLEGIATE, PERSONAL:** Consensus all-America and finalist for '79 Outland Trophy and '80 Lombardi Award. Career totals at Texas show 372 tackles and 30 sacks. Led team in tackles final two seasons; 142 as junior, 138 as senior. Defensive MVP in '80 Hula Bowl with 14 tackles. AP all-America strength team. Kicked 8 of 10 PAT's and 2 of 3 FG's as sophomore when Russell Erleben was hurt. Prepped at Freer (TX) H.S. Hobbies include rattlesnake hunting, fishing. Physical education major. Married (Debra). Given name Steve Douglas McMichael. Resides in Highland Park, IL. Finalist for '87 Miller Lite NFL Defensive lineman of year award. Community service work includes: Juvenile Diabetes Foundation, Boys Hope, Better Boys Foundation, Brian Piccolo Cancer Research Foundation.

### McMichael's Pro Stats

Year/Club	Int/ Yds	Tkls/ Solo	Fum Rec	Force Fum	Pass Def	Blk Kick	Sack/ Yds	Games/ Starts
1987 Bears	0/0	57/29	0	2	2	0	7.5/35	12/12
1986 Bears	1/0	87/50	2	1	3	0	8.5/65	16/16
1985 Bears	0/0	44/39	1	0	2	0	8/55	16/16
1984 Bears	0/0	42/30	0	0	2	0	10/91.5	16/16
1983 Bears	0/0	37/35	1	1	2	0	8.5/86	16/10
1982 Bears	0/0	18/17	1	0	0	0	4/36	9/0
1981 Bears	0/0	1/1	1	0	1	0	0/0	10/0
1980 Patriots	0/0	5/3	0	0	0	0	0/0	6/0
<b>Career</b>	<b>1/0</b>	<b>291/204</b>	<b>6</b>	<b>4</b>	<b>12</b>	<b>0</b>	<b>46.5/368.5</b>	<b>101/70</b>

McMichael, continued

### Playoffs

1987	0/0	2/0	1	0	0	0	0/0	1/1
1986	0/0	8/4	0	0	0	0	0/0	1/1
1985	0/0	4/3	0	0	0	0	0/0	3/3
1984	0/0	6/3	0	0	0	0	1.5/9	2/2
Career	0/0	20/10	1	0	0	0	1.5/9	7/7

### McMichael's Single Game Highs

Most Tackles: 12 at Minnesota (12/6/87)      Most Sacks: 3 at Minnesota (12/6/87)  
Most Solos: 7 at Minnesota (10/19/86)

## EMERY MOOREHEAD 87

Tight End      Colorado      12th Year

Ht: 6-2      Wt: 230      Born: 3/22/54  
Evanston, IL



Acquisition: Signed as Free Agent, 10/21/81.

**1987 SEASON:** Starting tight end for 6th consecutive season. . . 5th leading receiver with 24 catches for 269 yards and 11.2 avg. . . Caught at least one pass in every game extending streak to 18 games with reception. . . Had 6 catches for 53 yards at Tampa (10/25). . . Long catch was 27-yard grab in 3 rec., for 43-yard effort vs. Giants (9/14). . . Split time with Cap Boso the second half of season. **GAMES PLAYED:** 12. **GAMES STARTED:** 12.

**PRO CAREER:** Oldest player on team. . . Caught pass in 33 of last 34 regular season games. . . **1986** — Finished 3rd on team in catches (26) and 4th in receiving yards (390). . . Had at least one catch in 15 of the 16 regular season games. . . 85-yard catch from Mike Tomczak at Atlanta (11/16) was longest of season in NFC. . . Best performance was 4 catches for 67 yards at Cincinnati (9/28). . . Also caught only TD of season vs. Bengals on 20-yard strike from McMahon. . . **1985** — 2nd leading receiver with 35 receptions. . . Bruised knee kept him out of 1½ games. . . Had best day of career at Tampa Bay (10/6) after 8 catches for 114 yards and game ball; only 100+ yard game of career. . . **1984** — Started second half of campaign and finished 5th in catches (29) and 2nd in yards (497). . . 27-yard catch vs. Lions (11/18) set up last second field goal in 16-14 win. . . **1983** — Started 15 games and finished 3rd in both catches (42) and yards (597). . . Winning TD grab at Minnesota (12/11) in 19-13 win. . . **1982** — Led club in receiving yards (363) while starting every game. . . 5 TD catches were most by Bear TE since Ditka had 5 in '65. . . **1981** — Awarded to Bears via waivers (8/4/81) from Broncos. . . Traded to Broncos from Giants (5/23/80) for Giants draft choice. . . 6th round choice in '77.

**COLLEGIATE, PERSONAL:** Versatile player at Colorado who played both RB and WR. . . Had 35 catches for 604 yards in final two seasons. . . All-state RB at Evanston (IL) High. . . High school teammate of Falcons' Mike Kenn. . . Also starred in basketball and track. . . BA degree in communications from Colorado. . . Served as color commentator for Chicago Bruisers during 1988 Arena Football league season. . . Worked for real estate company in off-season. . . Married (Leslee). . . One son (Aaron). . . One daughter (Kelly). . . Given name Emery Matthew Moorehead. . . Lives in Deerfield, IL.

## Moorehead's Pro Stats

Year/Club	Receiving					Rushing				Games/Starts
	No	Yds	Avg	LG	TD	No	Yds	Avg	TD	
1987 Bears	24	269	11.2	27	1	0	0	0.0	0	12/12
1986 Bears	26	390	15.0	85	1	0	0	0.0	0	16/16
1985 Bears	45	481	13.7	25	1	0	0	0.0	0	15/14
1984 Bears	29	497	17.1	50	1	1	-2	-2.0	0	16/9
1983 Bears	42	597	14.2	36	3	5	6	1.2	0	16/15
1982 Bears	30	363	12.1	50	5	2	3	1.5	0	9/9
1981 Bears	0	0	0.0	0	0	0	0	0.0	0	9/0
1980 Broncos	0	0	0.0	0	0	2	7	3.5	0	16/0
1979 Giants	9	62	6.9	19	0	36	95	2.6	0	13/4
1978 Giants	3	45	15.0	25	0	0	0	0.0	0	10/0
1977 Giants	12	143	11.9	20	1	1	5	5.0	0	13/7
<b>Career</b>	<b>210</b>	<b>2,847</b>	<b>13.5</b>	<b>85</b>	<b>13</b>	<b>47</b>	<b>114</b>	<b>2.4</b>	<b>0</b>	<b>145/86</b>

KOR: 23 for 476 (20.7) in 1981; 1 for 18 in 1980; 1 for 16 in 1979

PR: 2 for 52 (26.0) in 1978; 4 for 65 (16.3) in 1977

## Playoffs

1987	0	0	0.0	0	0	0	0	0.0	0	1/1
1986	0	0	0.0	0	0	0	0	0.0	0	1/1
1985	4	50	12.5	20	0	0	0	0.0	0	3/3
1984	3	20	6.7	8	0	0	0	0.0	0	2/2
<b>Career</b>	<b>7</b>	<b>70</b>	<b>10.0</b>	<b>20</b>	<b>0</b>	<b>0</b>	<b>0</b>	<b>0.0</b>	<b>0</b>	<b>7/7</b>

## Moorehead's Single Game Highs

Most Catches: 8 at Tampa Bay (10/6/85)

Long Catch: 85 at Atlanta (11/16/86)

Most Yards, Receiving: 114 at Tampa Bay  
(10/6/85)



## RON MORRIS

# 84

Wide Receiver

SMU

2nd Year

Ht: 6-1

Wt: 195

Born: 11/14/64

Cooper, TX

Acquisition: Selected in 2nd round (54th player) of 1987 draft.

**1987 SEASON:** Only rookie to earn starting spot. Finished 6th on team in catches (20) and 4th in receiving yards (379). 19.0 yard-per-catch average was 2nd to Gault on team. Only TD came on 42-yard catch from Tomczak in season-opening win over Giants (9/14) - his second pro reception. Had three games with 4 catches. Caught 2 passes for 47 yards and 14 yard TD in playoffs vs. Redskins. Key 28-yard reception at Green Bay (11/8) helped set up game-winning field goal. Winner of Brian Piccolo Award.

**COLLEGIATE, PERSONAL:** Led team in receptions all four seasons while earning first-team all Southwest Conference and all-American honorable mention as senior. Ranks 3rd on SMU's all-time receiving chart with 147 receptions for 2,410 yards and 14 TD's. Became only 3rd player in Mustang history to record 100 catches. . . . Became 9th player in SWC annals to gain 2,000 receiving yards in career; 147 receptions is 6th in league history. . . . Best season ever by freshman in '83 when he caught 41 passes for 688 yards and 2 TD's (including 80-yard score vs. TCU that was winning points in 21-17 win). . . . Had 7 receptions for 160 yards and TD vs. Texas-Arlington. . . . Three-time all-district and district MVP at Cooper (Tex.) High where he was Texas Blue Chipper and member of Texas Football Top 30. . . . Rushed for 726 yards on 104 carries and caught 27 passes for 406 yards as senior. . . . Won 100 and 200 meter dashes at the state track meet. . . . 10.4 time in 100 meters was state record. . . . Psychology major. . . . Married (Kandi). . . . Daughter (Meghan). . . . Resides in Wheeling.

**Morris' Pro Stats**

Year/Club	Receiving					Rushing					Games/Starts
	No	Yds	Avg	LG	TD	No	Yds	Avg	LG	TD	
1987 Bears	20	379	19.0	42	1	0	0	0.0	0	0	12/12
<b>Career</b>	<b>20</b>	<b>379</b>	<b>19.0</b>	<b>42</b>	<b>1</b>	<b>0</b>	<b>0</b>	<b>0.0</b>	<b>0</b>	<b>0</b>	<b>12/12</b>
<b>Playoffs</b>											
1987	2	47	23.5	33	1	0	0	0.0	0	0	1/1
<b>Career</b>	<b>2</b>	<b>47</b>	<b>23.5</b>	<b>33</b>	<b>1</b>	<b>0</b>	<b>0</b>	<b>0.0</b>	<b>0</b>	<b>0</b>	<b>1/1</b>

**Morris' Pro Stats**

Most Catches: 3, three times

Most Yards, Receiving: 61 vs. Giants (9/14/87)

Long Catch: 42 vs. Giants (9/14/87)

**JIM MORRISSEY 51**

Linebacker Michigan State 4th Year

Ht: 6-3 Wt: 227 Born: 12/24/62  
Flint, MI



**Acquisition:** Selected in 11th round (302nd player) of 1985 draft.

**1987 SEASON:** Appeared in 10 games as reserve and special teamer. . . . Missed two games (12/6 and 12/14) with pulled hamstring suffered in practice. . . . Had 14 special teams tackles. . . . Co-special teams player-of-the-year as selected by coaches. . . . Can back-up either outside linebacker position. **GAMES PLAYED:** 10. **GAMES STARTED:** 0.

**PRO CAREER: 1986** — Valuable kamakazee unit member who finished tied for 2nd on team with 15 tackles. . . . Season-high 3 tackles from linebacker post vs. Bucs (12/7). . . . Also involved on defensive stops in three other games. . . . Broke up pass vs. Vikings (10/5). **1985** — Had 47-yard interception return off Steve Grogan in 4th quarter of Super Bowl win over Patriots to cap off rookie season. . . . Waived (9/2) and then re-signed (9/10) after Bears placed Brian Cabral on injured reserve. . . . Downed punt inside 5-yard line in 44-0 win at Dallas (11/17).

**COLLEGIATE, PERSONAL:** MSU's team captain and MVP as senior after finishing career as 2nd leading tackler (329) in Spartan history. . . . Made 137 tackles while earning first-team all-Big Ten honors by UPI as senior. . . . Three-year starter and four-year letter winner. . . . Honorable mention all-league as junior after pacing team with 130 tackles. . . . All-state and honorable mention all-America at Flint Powers High as linebacker/defensive back. . . . Food systems economics and management major. . . . Married (Amy). . . . On son (Michael James). . . . Enjoys basketball and golf.

Morrissey's Pro Stats

Year/Club	Interceptions				Tkl Solo	Fum Rec	Force Fum	Pass Def	Blk Kick	Sack Yds	Games/ Starts
	No	Yds	LG	TD							
1987 Bears	0	0	0	0	0	0	0	0	0	0/0	10/0
1986 Bears	0	0	0	0	7/2	0	0	1	0	0/0	16/0
1985 Bears	0	0	0	0	12/12	0	0	0	0	0/0	15/0
<b>Career</b>	<b>0</b>	<b>0</b>	<b>0</b>	<b>0</b>	<b>19/14</b>	<b>0</b>	<b>0</b>	<b>1</b>	<b>0</b>	<b>0/0</b>	<b>41/0</b>
<b>Playoffs</b>											
1987	0	0	0	0	0/0	0	0	0	0	0/0	1/0
1986	0	0	0	0	0/0	0	0	0	0	0/0	1/0
1985	1	47	47	0	0/0	0	0	1	0	0/0	3/0
<b>Career</b>	<b>1</b>	<b>47</b>	<b>47</b>	<b>0</b>	<b>0/0</b>	<b>0</b>	<b>0</b>	<b>1</b>	<b>0</b>	<b>0/0</b>	<b>5/0</b>

Morrissey's Single Game Highs

Most Tackles: 3 vs. Bucs (12/7/86);  
vs. Falcons (11/24/85)

Most Solos: 3 vs. Falcons (11/24/85)



JAY NORVELL 91

Linebacker Iowa 2nd Year

Ht: 6-2 Wt: 230 Born: 3/28/63  
Madison, WI

Acquisition: Signed as Free Agent, 4/10/87.

**1987 SEASON:** Joined team in '87 camp; released in final cutdown; and then re-signed to play in replacement games. . . Had 4 sacks in three non-union games. . . Recorded 2 sacks at Philadelphia (10/4). . . Also averaged 6 tackles per outing. . . Valuable backup and special teamer in second half of season.

**GAMES PLAYED:** 6. **GAMES STARTED:** 3.

**PRO CAREER:** Free agent in Denver Broncos 1986 camp; released prior to season.

**COLLEGIATE, PERSONAL:** All-Big Ten selection as senior at strong safety. . . Had 7 interceptions to pace team. . . Served as back-up tight end and DB at Iowa for four years before emerging as fifth-year senior standout. . . Football and basketball star at Madison (WI) Memorial H.S. . . General studies major. . . Father played on University of Wisconsin's 1963 Rose Bowl team. . . Serving as graduate assistant football coach at Iowa before joining Bears. . . Single.

Norvell's Pro Stats

Year/Club	Interceptions				Tkl Solo	Fum Rec	Force Fum	Pass Def	Blk Kick	Sack Yds	Games/ Starts
	No	Yds	LG	TD							
1987 Bears	0	0	0	0	16/10	0	0	0	0	4/19	6/3
<b>Career</b>	<b>0</b>	<b>0</b>	<b>0</b>	<b>0</b>	<b>16/10</b>	<b>0</b>	<b>0</b>	<b>0</b>	<b>0</b>	<b>4/19</b>	<b>6/3</b>

Norvell's Single Game Highs

Most Sacks: 2 at Philadelphia (10/4/87)

Most Tackles: 7 vs. Vikings (10/11/87)



# KEITH ORTEGO

# 89

Wide Receiver      McNeese State      4th Year

Ht: 6-0      Wt: 178      Born: 8/30/63  
Eunice, LA



Acquisition: Signed as Free Agent, 5/14/85.

**1987 SEASON:** Back-up receiver who did not catch pass during season. . . Made an appearance in 7 games as extra receiver in passing situations. **GAMES PLAYED: 7. GAMES STARTED: 0.**

**PRO CAREER: 1986** — Started 13 games at flanker and finished 5th on team in catches (23) and 2nd in receiving yards (430). . . Relieved an injured Dennis Gentry in second half at Green Bay (9/22) and made first pro reception (9 yards) and first pro touchdown (42 yards) catch in come-from-behind 25-12 win. . . Had best performance in second pro start vs. Vikings (10/5) in 6-catch, 157-yard, 1 TD effort to earn game ball. . . Caught 4 balls for 51 yards in rematch at Minnesota (10/19). . . 18.7 yard-per-catch average was 2nd on team. . . 2 catches for 36 yards vs. Redskins in playoffs. **1985** — Made impression on coaches in camp before suffering knee injury. . . Placed on IR due to knee (8/19) before being reactivated (11/15). . . Returned punt two days later in 44-0 rout of Cowboys (11/17). . . Averaged 9.3 yards on 17 punt returns as rookie. . . 23-yard return set up final score at Detroit (12/22). . . Returned 11 punts for 63 yards in three post-season games.

**PRO CAREER:** Earned first-team all-Southland Conference honors as senior and honorable mention all-America. . . Set school's single season receiving record as senior with 602 yards. . . Career-best of 8 catches vs. Louisiana Tech as junior. . . Also played baseball in college. . . Enjoys reading and seatood. . . College teammate of Jim Hughes, son of Bears' offensive coordinator Ed Hughes. . . Completed undergraduate degree in off-season and hopes to pursue law degree in future. . . Single.

### Ortego's Pro Stats

Year/Club	Receiving					Punt Returns					Games/Starts
	No	Yds	Avg	LG	TD	No	Yds	Avg	LG	TD	
1987 Bears	0	0	0	0	0	0	0	0	0	0	7/0
1986 Bears	23	430	18.7	58	2	0	0	0	0	0	16/13
1985 Bears	0	0	0	0	0	17	158	9.3	23	0	6/0
<b>Career</b>	<b>23</b>	<b>430</b>	<b>18.8</b>	<b>58</b>	<b>2</b>	<b>17</b>	<b>158</b>	<b>9.3</b>	<b>23</b>	<b>0</b>	<b>29/13</b>
<b>Playoffs</b>											
1987	0	0	0	0	0	0	0	0	0	0	0/0
1986	2	36	18.0	27	0	0	0	0	0	0	1/1
1985	0	0	0.0	0	0	11	63	5.7	12	0	3/0
<b>Career</b>	<b>2</b>	<b>36</b>	<b>18.0</b>	<b>27</b>	<b>0</b>	<b>11</b>	<b>63</b>	<b>5.7</b>	<b>12</b>	<b>0</b>	<b>4/1</b>

### Ortego's Single Game Highs

Most Catches: 6 vs. Vikings (10/5/86)	Most Yards, Punt Returns: 40 vs. Colts (12/8/85)
Most Yards, Receiving: 157 vs. Vikings (10/5/86)	Most Punt Returns: 5 at Dallas (11/17/85)
Long Catch: 58 yards vs. Vikings (10/5/86)	Long Punt Return: 23 at Detroit (12/22/85)



# WILLIAM PERRY

72

Defensive Tackle    Clemson

4th Year

Ht: 6-2

Wt: 320

Born: 12/16/62

Aiken, SC

**Acquisition:** Selected in 1st round (22nd player) of 1985 draft.

**1987 SEASON:** Started 11 of 12 union games at right tackle; played reserve role at LA (12/27). . . 6th leading tackler on team with 55 stops, 25 solos. . . Also had 3 sacks and two passes defensed. . . Season-high 8 tackles vs. Chiefs (11/1). . . Played reserve role in final regular season game and vs. Redskins in playoffs as Hampton moved inside and Al Harris played end. . . Fumbled on only carry of season at Denver (11/16). **GAMES PLAYED:** 12. **GAMES STARTED:** 11.

**PRO CAREER: 1986** Turned in solid performance as full-time starter at right tackle. . . Finished 7th on team in tackles (84) and 7th in sacks (5). . . Had 10-tackle performances vs. Eagles (9/14) and vs. Rams (11/3). . . Registered two sacks at Tampa (11/9), also had takedowns vs. Eagles, Lions (10/26) and at Dallas (12/21). . . Appeared as fullback in goal line situations but only had one carry during season and fumbled vs. Packers (11/23). . . Had 5 tackles in playoff loss to Redskins. **1985** — Became most publicized rookie in NFL history after playing both ways as DT and goal line fullback. . . Started second half of season at DT, replacing Mike Hartenstein (Hampton moved from tackle to end). . . Emerged as fullback vs. Packers on Monday Night Football (10/21) and scored on 1-yard run while making lead block on two Payton TD runs. . . Also rushed for TD vs. Falcons (11/24) and caught 4-yard TD pass at Green Bay (11/3). . . Made first pro sack vs. Vikings (10/27) and finished with 5. . . Had 2 sacks, 5 tackles vs. Lions (11/10). . . Raced 59 yards after recovering fumble at Detroit (12/22). . . Had 5 tackles in playoff win over Giants; sack and two stops vs. Rams. . . One-yard TD run vs. Pats in Super Bowl. . . Made debut as ball carrier in final two plays at S.F. (10/13).

**COLLEGIATE, PERSONAL:** Nicknamed "Refrigerator" by college teammate who took note of Perry's wide configuration while standing in elevator, thus consuming entrance way. . . Outland and Lombardi trophy finalist as senior. . . Led Tigers in tackles with 100 as senior becoming first down lineman to lead team in tackles. . . All-time Clemson sack leader with 25, including 10 as senior. . . Had 16 tackles vs. Maryland in '84 — 3rd highest total of down lineman in school history. . . Led nation in tackles for loss with 2.45 average (27 in 11 games) in '84. . . All-time Clemson leader in fumble involvement (caused and recovered) in career with 15. . . Most highly recruited player to sign with Clemson for '81 season after earning Parade and Adidas prep all-America. . . Three-sport letterman in high school. . . Married (Sherry). . . Two daughters (Latavia, Norie Shanta). . . Has been involved in several product endorsements since October '85, including Pontiac, Kraft, McDonalds, Coca-Cola. . . Brother, Michael Dean, is rookie DL with Browns. . . Avid fisherman and basketball player.

### Perry's Pro Stats

Year/Club	Int/	Tkls/	Fum	Force	Pass	Blk	Sack/	Games/ Starts
	Yds	Solo	Rec	Fum	Def	Kick	Yds	
1987 Bears	0/0	55/25	0	0	2	0	3/25	12/11
1986 Bears	0/0	84/51	0	2	2	0	5/42	16/16
1985 Bears	0/0	31/26	2	0	2	0	5/42	16/9
<b>Career</b>	<b>0/0</b>	<b>170/102</b>	<b>2</b>	<b>2</b>	<b>6</b>	<b>0</b>	<b>13/109</b>	<b>44/36</b>
<b>Playoffs</b>								
1987	0/0	0/0	0	0	0	0	0/0	1/0
1986	0/0	5/3	0	0	0	0	0/0	1/1
*1985	0/0	8/7	0	0	0	0	1/7	3/3
<b>Career</b>	<b>0/0</b>	<b>13/10</b>	<b>0</b>	<b>0</b>	<b>0</b>	<b>0</b>	<b>1/7</b>	<b>5/4</b>

Perry, continued

\*also 1 rush for 1 yard and TD

'85: 5 rushes, 7 yards, 2 TD's, 1 rec, 4 yds. TD

'86: 1 rush, 0 yards, fumble

'87: 1 rush, 0 yards, fumble

### Perry's Single Game Highs

Most Tackles: 10 vs. Eagles (9/14/86);  
vs. Rams (11/3/86)

Most Sacks: 2, vs. Lions (11/10/85); at Tampa  
(11/9/86)

Most Solos: 8 vs. Rams (11/3/86)

## REGGIE PHILLIPS

# 48

Cornerback

SMU

4th Year

Ht: 5-10

Wt: 175

Born: 12/29/60

Houston, TX



Acquisition: Selected in 2nd round (49th player) of 1985 draft.

**1987 SEASON:** Started first five union games before being replaced in starting lineup by Richardson and Douglass. Had 2 interceptions and 11 passes defended in five starts. 12 passes defended tied Jackson for team lead. Had four tackles vs. Giants, Bucs and Chiefs. Key interception with :27 left vs. Chiefs (11/7) thwarted final KC drive. Had two special teams tackles in playoff game vs. Redskins.

**GAMES PLAYED: 12. GAMES STARTED: 5.**

**PRO CAREER: 1986** — Started first 8 games at right cornerback. Had first career regular season interception vs. Vikings (10/5). Career-high 7 tackles, including 3 solos at Green Bay (9/22). Tied for 3rd on team with 10 passes defended. Claimed cornerback spot in training camp when void was created due to Les Frazier's injury. **1985** — Served primarily as back-up as rookie getting only starting nod vs. Lions (11/10). Had 3 tackles and pass defended vs. Lions. Impressive '85 post-season included 4 special teams tackles in playoffs and 28-yard interception return for TD in Super Bowl.

**COLLEGIATE, PERSONAL:** 2nd-team all-SWC selection by AP, UPI and Dallas Times Herald as senior. Had 3 interceptions including TD on 100-yard return vs. Louisville to earn AP Southwest Player of the Week honors. Had 32 tackles and broke up 5 passes as junior. Played RB as prep at Houston Yates H.S. where he was Houston Top 60 honoree averaging 6.1 yards per carry as senior. Hobbies include bowling, tennis, horseback riding and bicycling. Married (Rachelle). Resides in Chicago.

### Phillips' Pro Stats

Year/Club	Interceptions				Tks/ Solo	Fum Rec	Force Fum	Pass Def	Blk Kick	Sack/ Yds	Games/ Starts
	No	Yds	LG	TD							
1987 Bears	2	1	1	0	32/17	0	0	12	0	0/0	12/5
1986 Bears	1	6	6	0	31/16	1	0	10	0	0/0	16/8
1985 Bears	0	0	0	0	10/9	1	0	1	0	0/0	16/1
<b>Career</b>	<b>3</b>	<b>7</b>	<b>6</b>	<b>0</b>	<b>73/42</b>	<b>2</b>	<b>0</b>	<b>23</b>	<b>0</b>	<b>0/0</b>	<b>44/14</b>
<b>Playoffs</b>											
1986	0	0	0	0	2/0	0	0	0	0	0/0	1/0
1985	1	28	28	1	8/8	0	0	2	0	0/0	3/0
<b>Career</b>	<b>1</b>	<b>28</b>	<b>28</b>	<b>1</b>	<b>10/8</b>	<b>0</b>	<b>0</b>	<b>2</b>	<b>0</b>	<b>0/0</b>	<b>4/0</b>

### Phillips' Single Game Highs

Most Tackles: 7, at Green Bay (9/22/86)

Most Interceptions: 1, three times

Most Solos: 3, at Green Bay (9/22/86)

Most Deflections: 3, vs. Bucs (9/20/87)



# MIKE RICHARDSON 27

Cornerback Arizona State 6th Year

Ht: 6-0 Wt: 181 Born: 5/23/61  
Compton, CA

Acquisition: Selected in 2nd round (33rd player) of 1983 draft.

**1987 SEASON:** Started 6 games before losing job to Maurice Douglass in season-finale and playoffs. Reported to camp just prior to season after contract dispute and didn't regain starting job until sixth union game. Only interception came in playoff game vs. Redskins. Had 30 tackles, including season-high 6 at Denver (11/16). Played as "nickel" back when not starting. Had 2 passes defended at Green Bay (11/8). **GAMES PLAYED: 11, GAMES STARTED: 6.**

**PRO CAREER: 1986** — Had best season as pro, earning 2nd-team all-NFC honors by UPI. Led team in interceptions with 7 — tying the most by a Bear since 1963. Also paced squad in passes defended (17). Started all 16 games at left cornerback and earned game balls in two games in which he had 2 interceptions; Picked-off 2 in fourth quarter of 13-10 overtime win against Eagles (9/14); also stole a pair at Atlanta (11/16). Returned interception 43 yards and had 7 tackles in playoff game vs. Redskins (1/3/87). Did not allow touchdown pass against him in first 15 games of season. **1985** — Led team with 25 passes defended and intercepted 4 passes, including one returned 36 yards for TD in 44-0 win at Dallas (11/17). Best overall game was 4 tackles, 6 passes defended and interception returned for 90 yards vs. Redskins (9/29). Missed two games after pulling hamstring. **1984** — Missed 1½ games due to broken wrist (10/7-10/14). 13 passes defended paced team. **1983** — Tied for 2nd with Terry Schmidt with 5 interceptions. Picked off 2 passes at Tampa Bay (11/20) and vs. Packers (12/18).

**COLLEGIATE, PERSONAL:** Four-time all-Pac Ten selection at Arizona State while leading Sun Devils all four years in tackles. Two-year consensus all-America. Set school record with 18 career interceptions (2 shy of conference mark). Had 326 tackles, 9 sacks and 2 TD's in career. Has six sisters. All-America at Compton (CA) High. Enjoys ice cream, basketball, traveling, movies and riding his unicycle. Nickname "L.A." due to fondness of west coast. Business major. Given name Michael Calvin Richardson. Single. Resides in Deerfield, IL.

## Richardson's Pro Stats

Year/Club	Interceptions				Tkl/s/ Solo	Fum	Force	Pass	Blk	Sack/ Yds	Games/ Starts
	No	Yds	LG	TD		Rec	Fum	Def	Kick	Yds	
1987 Bears	0	0	0	0	30/21	0	0	7	0	0/0	11/6
1986 Bears	7	69	32	0	68/46	0	1	17	0	0/0	16/16
1985 Bears	4	174	90	1	41/37	1	2	25	0	0/0	14/14
1984 Bears	2	7	7	0	36/31	1	0	13	0	0/0	15/15
1983 Bears	5	9	6	0	68/57	1	0	20	1	0/0	16/14
<b>Career</b>	<b>18</b>	<b>259</b>	<b>90</b>	<b>1</b>	<b>243/192</b>	<b>3</b>	<b>3</b>	<b>82</b>	<b>1</b>	<b>0/0</b>	<b>72/65</b>

## Playoffs

1987	1	0	0	0	1/1	0	0	0	0	0/0	1/0
1986	1	0	0	0	7/5	0	0	1	0	0/0	1/1
1985	0	0	0	0	5/3	0	0	4	0	0/0	3/3
1984	1	0	0	0	12/11	0	0	2	0	0/0	2/2
<b>Career</b>	<b>3</b>	<b>0</b>	<b>0</b>	<b>0</b>	<b>25/20</b>	<b>0</b>	<b>0</b>	<b>7</b>	<b>0</b>	<b>0/0</b>	<b>7/6</b>

## Richardson's Single Game Highs

Most Tackles: 9 vs. Lions (10/30/83) Long Interception: 90 vs. Redskins (9/29/85)  
 Most Solos: 9 vs. Lions (10/30/83) Most Deflections: 6 vs. Redskins (9/29/85)  
 Most Interceptions: 2 (four times)

# RON RIVERA 59



**Linebacker**                  **California**                  **5th Year**  
**Ht: 6-3**                      **Wt: 240**                      **Born: 1/7/62**  
 **Monterey, CA**

**Acquisition:** Selected in 2nd round (44th player) of 1984 draft.

**1987 SEASON:** Enters '88 as starting right linebacker. . Replaced Otis Wilson at Green Bay (11/8) after Wilson sustained knee injury. . Started next 4 games and had an interception in first two outings (11/6 and 11/22). . Returned to reserve role upon Wilson's return at SF and vs. Seahawks (12/20) but was reinserted to start final game at LA (12/27) and playoff game vs. Skins. . Had 8 tackles and sack at Minnesota (12/6). . Finished season with 38 tackles and 18 solos. . Capable of playing all three LB positions. . Also a valuable special teams player. **GAMES PLAYED: 12. GAMES STARTED: 5.**

**PRO CAREER: 1986** — Started two games. . Led Bears in tackles vs. Lions (10/26) with 13 in first pro start for injured Singletary. . Also started two weeks later at Tampa Bay (11/9) and led team with 8 tackles. . Had the most tackles (35) among non-starters and finished 11th on team in solos (25). . Registered sack vs. Bucs (12/7) and was involved in 3 tackles in reserve role. . **1985** — Scored first pro TD in season finale (12/22) at Detroit on fumble recovery. . Had 4 tackles and 1 assist vs. Falcons (11/24) in extensive duty. . Forced key fumble at Minnesota (9/19) to help in 33-24 win. . **1984** — Played in final 15 games after sitting out season opener with bruised shoulder. . Set back during rookie season after suffering sciatic nerve injury in first practice which sidelined him during preseason.

**COLLEGIATE, PERSONAL:** Finished great career at Cal by being a consensus first-team all-America, Lombardi Award finalist and Pac Ten co-defensive player of the year. . Finished with 138 tackles (26 for loss) and 13 sacks as senior. . Also led team in tackles as junior with 99, including 8 for loss. . Had 17 tackles as sophomore vs. Georgia and Oregon State; 17 as junior against Texas A & M. . Three-year letterman in football, baseball and basketball at Seaside (CA) High. . Father is career military man. . Lived in Germany, Panama, Washington and Maryland before moving to Southern California. . Sociology major. . Serves as spokesman for Chicago Fire Department and can be heard in Spanish public service announcements endorsing fire alarms. . Enjoys golf, racquetball and Mexican food. . Aspires to coach. . Wife (Stephanie) was guard for women's basketball team at Cal. . One son (Christopher).

**Rivera's Pro Stats**

Year/Club	Interceptions				Tkls		Fum	Force	Pass	Blk	Sack	Games/
	No	Yds	LG	TD	Solo	Rec	Fum	Def	Kick	Yds	Starts	
1987 Bears	2	19	15	0	38/18	0	0	2	0	1/1	12/5	
1986 Bears	0	0	0	0	35/25	0	0	1	0	1/2	16/2	
1985 Bears	0	0	0	0	14/12	1	1	0	0	5/4	16/0	
1984 Bears	0	0	0	0	6/5	0	0	0	0	0/0	15/0	
<b>Career</b>	<b>2</b>	<b>19</b>	<b>15</b>	<b>0</b>	<b>93/60</b>	<b>1</b>	<b>1</b>	<b>3</b>	<b>0</b>	<b>2.5/7</b>	<b>59/7</b>	
<b>Playoffs</b>												
1987	0	0	0	0	5/1	0	0	0	0	0/0	1/1	
1986	0	0	0	0	0/0	0	0	0	0	0/0	1/0	
1985	0	0	0	0	6/6	0	0	0	0	0/0	3/0	
1984	0	0	0	0	1/1	0	0	0	0	0/0	2/0	
<b>Career</b>	<b>0</b>	<b>0</b>	<b>0</b>	<b>0</b>	<b>12/8</b>	<b>0</b>	<b>0</b>	<b>0</b>	<b>0</b>	<b>0/0</b>	<b>7/1</b>	

**Rivera's Single Game Highs**

Most Tackles: 13 vs. Lions (10/26/86)                  Most Interceptions: 1, twice  
 Most Solos: 9 vs. Lions (10/26/86)



## MARK RODENHAUSER 53

Center                      Illinois State                      2nd Year  
Ht: 6-5                      Wt: 252                      Born: 6/1/61

**Acquisition:** Signed as Free Agent, 9/24/87.

**1987 SEASON:** Played in 10 games and started all three replacement games. Valuable deep snapper who was needed when Jay Hilgenberg's shoulder/elbow injuries didn't allow him to deep snap. Snapped game-winning PAT at Tampa (10/25). Saw most action of all replacement players. Needs to bulk up to handle regular duty on line. **GAMES PLAYED:** 10. **GAMES STARTED:** 3.

**PRO CAREER:** Had tryouts with Memphis Showboats (1985) and Michigan Panthers (1984) and played summer of 1987 with Chicago Bruisers of Arena Football League.

**COLLEGIATE, PERSONAL:** Two-year starter at Illinois State (1982-83). Attended Addison Trail H.S. in suburban Chicago. Worked as claims adjuster and carpenter before joining Bears. Single.

### Rodenhauser's Pro Stats

Games/Starts: 10/3

Post-Season: (1/0)



## LARRY RUBENS 52

Center                      Montana State                      4th Year  
Ht: 6-2                      Wt: 254                      Born: 1/15/59  
Spokane, WA

**Acquisition:** Signed as Free Agent, 8/13/86.

**1987 SEASON:** Injured left knee in pre-season finale at LA Raiders (9/5). Had surgery (9/10) after being placed on injured reserve (9/7) for remainder of season. Expected to be full-strength for '88.

**PRO CAREER: 1986** — Joined team during training camp and earned spot as back-up to all-pro Jay Hilgenberg. Played in all 16 games, seeing mostly special teams action. Handled punt center duties throughout season. Also snapped for placements in playoff game vs. Redskins due to Hilgenberg's broken hand. **1985** — Starting center for Memphis Showboats of USFL in 1985 after sitting out 1984 season. **1982-83** — Originally signed by Green Bay Packers as free agent in 1982 and spent two seasons as reserve center. Specialized in long-snapping for Packers. Had 7 solos in '83 and 10 in '82 as solid special teams performer. Released by Packers during 1984 training camp.


**COLLEGIATE, PERSONAL:** Captained Montana State as junior and senior. Three-year starter, two-time all-Big Sky selection. Physical Education major. Won three letters in both football and wrestling at Meade High in Spokane, WA. Married (Michelle). Given name is Larry Duane Rubens.

### Rubens' Pro Stats

Game/Starts: 41/0 — \*1982 (9/0); \*1983 (16/0); Playoffs: 3/0 — \*1982 (2/0); 1986 (1/0)  
1986 (16/0); 1987 (0/0)                      \*Packers

# THOMAS SANDERS

# 20



Running Back      Texas A & M      4th Year

Ht: 5-11      Wt: 203      Born: 1/4/62  
Giddings, TX

**Acquisition:** Selected in 9th round (246th player) of 1985 draft.

**1987 SEASON:** Explosive back whose upward, darting running style is likened to Eric Dickerson. Finished 3rd on club with 122 yards on 23 carries. Best outing was 37 yards on 5 carries vs. Packers (11/29). Also returned 20 kicks, including 42-yarder vs. Giants (9/14). Ran 32 yards on 6 carries and caught 2 passes for 28 yards vs. Lions (11/22). Expected to see more playing time in '88 with retirement of Payton. **GAMES PLAYED:** 12. **GAMES STARTED:** 0.

**PRO CAREER:** Average of 6 yards per rush in career. **1986** — Finished second pro season tied for 3rd on team in rushing (224 yards) while posting 8.3 yard per carry average and 5 TD's. Made only pro start vs. Steelers (11/30) and rushed for 19 yards on 3 carries. Earned game ball at Cincinnati (9/28) after gaining career-high 95 yards on 4 rushes, including 75-yard TD run — 2nd longest in NFC in '86. Had 2 TD's at Cincy and vs. Rams (11/3) in 69-yard outing on 8 carries. Also used as kick returner, leading team with 22 returns, his best a 44-yarder at Houston (10/12). **1985** — Played behind Payton and Gentry as rookie and carried the ball in just 6 games. Best outing was 73-yard effort on 10 carries vs. Patriots (9/15). Missed game at New York Jets (12/14) with knee and ankle sprain. Scored first pro TD vs. Falcons (11/24) on 1-yard run. Gained 15 yards on 4 carries in Super Bowl XX.

**COLLEGIATE, PERSONAL:** Led Texas A & M in rushing as senior with 738 yards and 4.4 average per rush. Had herniated disc surgery following '82 season and missed entire '83 campaign. Injury included excess calcium deposits that were pinching a nerve causing lost control of upper body muscles. Hobbies include horseback riding and dancing. All-district, all-state and all-America at Giddings (TX) High School. Industrial education major who enjoys woodworking.

### Sanders' Pro Stats

Year/Club	Rushing					Receiving					Games/Starts
	No	Yds	Avg	LG	TD	No	Yds	Avg	LG	TD	
1987 Bears	23	122	5.3	17	1	3	53	17.7	25	0	12/0
1986 Bears	27	224	8.3	75	5	2	18	9.0	18	0	16/1
1985 Bears	25	104	4.2	28	1	1	9	9.0	9	0	15/0
<b>Career</b>	<b>75</b>	<b>450</b>	<b>6.0</b>	<b>75</b>	<b>7</b>	<b>6</b>	<b>80</b>	<b>13.3</b>	<b>25</b>	<b>0</b>	<b>43/1</b>
<b>Playoffs</b>											
1987	2	4	2.0	3	0	1	2	2.0	2	0	1/0
1986	0	0	0.0	0	0	0	0	0.0	0	0	1/0
1985	4	15	3.8	10	0	0	0	0.0	0	0	3/0
<b>Career</b>	<b>6</b>	<b>19</b>	<b>3.2</b>	<b>10</b>	<b>0</b>	<b>1</b>	<b>2</b>	<b>2.0</b>	<b>2</b>	<b>0</b>	<b>5/0</b>

### Sanders' Single Game Highs

Most Rushes: 8 vs. Rams (11/3/86)	Most Yards, Rec: 28 vs. Lions (11/22/87)
Most Yards, Rush: 95 at Cincinnati (9/28/86)	Long Catch: 18 at Detroit (12/15/86)
Long Rush: 75 at Cincinnati (9/28/86)	Most KOR's: 5, vs. Seahawks (12/20/87)
Most Catches: 2 vs. Lions (11/22/87)	Long KOR: 44, at Houston (10/12/86)



# MIKE SINGLETARY

# 50

Linebacker                      Baylor                      8th Year

Ht: 6-0                              Wt: 230                      Born: 10/9/58  
Houston, TX

**Acquisition:** Selected in 2nd round (38th player) of 1981 draft.

**1987 SEASON:** Selected to 5th straight Pro Bowl. . . Named to virtually every all-pro team. . . 2nd on team in total tackles (108), solo tackles (55) and forced fumbles (3). . . Started all 12 union games and playoff game vs. Skins. . . Tied career-high with 14 tackles at Tampa Bay (10/25). . . Had three other double digit tackle performances and twice had nine stops. . . Had only two sacks of season in season-opening 34-19 win over Giants (9/14). . . Injured finger at Minnesota (12/6) which required 12 stitches during game; returned to lead goal-line stand in division-clinching 30-24 win. . . Had at least five tackles in every game. . . Resigned as team's player rep after strike. **GAMES PLAYED:** 12. **GAMES STARTED:** 12.

**PRO CAREER:** Has finished as team's first or second leading tackler each of last six seasons. . . Defensive captain since 1983. . . **1986** — Unanimous all-pro selection. . . Had 79 tackles in first seven games before pulling groin at Minnesota (10/19) causing him to miss next game and break streak of 73 straight starts. . . Had 14 tackles vs. Eagles (9/14) and 13 stops vs. Vikings (10/5). . . **1985** — Defensive Player of the Year by AP and UPI. . . Consensus all-NFL choice after 113 tackles. . . NFC Defensive Player of Week vs. Patriots (9/15) after 7 tackles, 3 sacks and interception. . . Had 13 tackles and sack in playoffs; two fumble recoveries in Super Bowl XX. . . **1984-83** — Team's leading tackler in '83 (148) and '84 (116) while being named a consensus all-NFL choice. . . Led team with 4 fumble recoveries in '83; 2nd on team with 3 forced fumbles in '84. . . **1982** — Tied for 2nd on club with 71 tackles. . . **1981** — Started last 9 games and earned all-rookie honors by PFWA, UPI, PFW and Football Digest. . . Earned first game ball following 10 tackles and forced fumble vs. Chiefs (11/8). . . Bears received choice to draft him from 49ers for 5th round pick and exchange of 2nd round positions to skip past Vikings.

**COLLEGIATE, PERSONAL:** One of greatest players of SWC history, earning consensus all-American honors final two seasons while being tabbed conference "player of year" both seasons. . . Only junior selected to all-SWC team of the '70s. . . Averaged 15 tackles per game over career at Baylor. . . Established school record with 232 tackles in '78. . . Posted 20 tackles or more in 4 games; 30 tackles or more 3 times including career-high 33 stops vs. Arkansas. . . Never had less than 10 tackles in game at Baylor. . . Finalist in '80 Lombardi Trophy voting. . . Served as team captain final two seasons. . . Final college stats: 662 tackles, 351 solos, 6 fumble recoveries, 18 passes defended. . . Product of Houston's Worthing H.S. . . Active in community services, speaking to various youth groups in Chicago and Houston; also FCA, Hemophilia Foundation of Illinois, Drug and Substance Abuse. . . Favorite book: "The Amazing Results of Positive Thinking" by Norman Vincent Peale. . . Aspires to own health spa/resort after career. . . BA degree in management. . . Married (Kim). . . One daughter (Kristin). . . One son (Matthew). . . Resides in Highland Park, IL.

### Singletary's Pro Stats

Year/Club	Interceptions				Tkl/ Solo	Fum Rec	Force Fum	Pass Def	Blk Kick	Sack/ Yds	Games/ Starts
	No	Yds	LG	TD							
1987 Bears	0	0	0	0	108/55	1	3	4	0	2/14	12/12
1986 Bears	1	3	3	0	129/68	0	1	9	0	2/15	14/14
1985 Bears	1	23	23	0	113/89	3	0	5	0	3/24	16/16
1984 Bears	1	4	4	0	116/81	1	3	4	0	3.5/24	16/16
1983 Bears	1	0	0	0	148/118	4	1	7	0	3.5/23.5	16/16
1982 Bears	0	0	0	0	71/61	1	1	2	0	1/9	9/9
1981 Bears	1	-3	-3	0	72/60	0	1	4	0	0/0	16/9
<b>Career</b>	<b>5</b>	<b>27</b>	<b>23</b>	<b>0</b>	<b>757/532</b>	<b>10</b>	<b>10</b>	<b>35</b>	<b>0</b>	<b>15/109.5</b>	<b>99/92</b>



**Playoffs**

1987	0	0	0	0	7/0	0	0	0	0	0/0	1/1
1986	0	0	0	0	12/7	0	0	0	0	0/0	1/1
1985	0	0	0	0	15/10	3	0	2	0	1/11	3/3
1984	0	0	0	0	9/6	0	0	2	0	0/0	2/2
<b>Career</b>	<b>0</b>	<b>0</b>	<b>0</b>	<b>0</b>	<b>43/23</b>	<b>3</b>	<b>0</b>	<b>4</b>	<b>0</b>	<b>1/11</b>	<b>7/7</b>

**Singletary's Single Game Highs**

Most Tackles: 14 at Green Bay (11/3/85);  
vs. Eagles (9/14/86)  
at Tampa Bay (10/25/87)

Most Solos: 14 at Green Bay (11/3/85)  
Most Sacks: 3 vs. Patriots (9/15/85)

**SEAN SMITH 97**

Defensive Tackle/End      Grambling      2nd Year

Ht: 6-4      Wt: 290      Born: 3/27/65  
Bogalusa, LA



**Acquisition:** Selected in 4th round (101st player) of 1987 draft with choice acquired from L.A. Rams in Doug Flutie trade.

**1987 SEASON:** Promising rookie who can play both tackle and end... Appeared in 10 games as reserve/special teamer... Also played in goal-line situations... Recorded one tackle vs. Packers (11/29) and at Minnesota (12/6)... Sat out two games due to quadriceps pull. **GAMES PLAYED:** 10, **GAMES STARTED:** 0.

**COLLEGIATE, PERSONAL:** Premier defensive lineman in Southwestern Athletic Conference who earned first-team all-league honors and all-American honors as senior... Led team's down lineman and ranked fourth on squad with 87 tackles (53 solos), 7 sacks and 11 tackles for losses... Played in Blue-Gray game... All-league honors all four seasons... Played defensive end most of junior campaign... 2nd-team all-SWC pick as defensive tackle as sophomore... SWAC Newcomer of the Year as he immediately earned starting job at DT... All-conference and all-district defensive lineman at Bogalusa (LA) High... Also lettered in track and basketball... Business major... Single.


**Smith's Pro Stats**

1987: 2 tackles, 1 solo.

**LARGEST MARGIN OF VICTORY**

Bears 73, Redskins 0 12/8/40  
Bears 57, Colts 0 11/25/62  
Bears 57, Colts 0 11/25/62  
Bears 61, Packers 7 12/7/80

Bears 56, Giants 7 11/14/43  
Bears 49, Lions 0 10/19/41  
Bears 49, Lions 0 10/19/41



# MATT SUHEY 26

Fullback Penn State 9th Year

Ht: 5-11 Wt: 213 Born: 7/7/58  
State College, PA

Acquisition: Selected in 2nd round (46th player) of 1980 draft.

**1987 SEASON:** Served as back up most of season before starting final three games. . . Did not carry ball until week 14 vs. Seattle. . . Rushed 6 times for 22 yards in finale at Los Angeles (12/27). . . Also caught 7 passes including 2 vs. Giants (9/14) and vs. Seahawks (12/20). **GAMES PLAYED:** 12. **GAMES STARTED:** 3.

**PRO CAREER:** Ranks 8th in Bear annals with 2,642 yards rushing on 753 carries. . . Club's second leading rusher for six straight seasons - 1981-86. . . **1986** - Finished as team's 2nd leading rusher (270 yards) and 4th leading receiver (24 receptions). . . Started 13 games and played in all 17. . . Earned game ball in season opener vs. Browns (9/7) after catching 6 passes for 85 yards and rushing for 22 yards and 1 TD. . . Best rushing outing of season was 42 yards on 11 carries and TD at Detroit (12/15). . . Long run of 17 yards vs. Bucs (12/7). . . **1985** - Finished with outstanding Super Bowl XX performance - 52 yards rushing on 11 carries and first TD of game on 11-yard run; also 1 catch for 24 yards. . . Last 100-yard game was 102-yard effort vs. Lions (11/10). . . **1984** - Caught 2 TD passes from Payton on halfback option. . . Key 33-yard catch vs. Redskins set up TD in playoff win over Redskins (12/30). **1983** - Best season rushing with 681 yards on 141 attempts. . . Had first 100-yard game vs. Tampa Bay (11/20), rushing 19 times for 112 yards. . . Game ball performances vs. Vikings (12/11) after rushing 17 times for 101 yards and passing 74 yards to Payton for TD. . . **1981** - Became full-time starter. . . **1980** - Started one game as rookie. . . Accounted for 180 combined yards at Pittsburgh - 130 by KOR (9/28).

**COLLEGIATE, PERSONAL:** 4th leading rusher in Penn State history with 2,818 yards, trailing Curt Warner, D.J. Dozier and Lydell Mitchell, ahead of John Cappelletti and Franco Harris. . . UPI all-East selection as senior; honorable mention all-America. . . PSU's leading rusher in 77, 78 and 79. . . Also caught 39 passes for 328 yards for PSU. . . Comes from family of Penn State gridders; maternal grandfather Bob Higgins was PSU all-America in 1919, played end for Canton Bulldogs against George Halas and Chicago Staleys in 1921 (Staley's won 10-0), and coached Lions from 1930-48; father Steve was an all-America guard at PSU in 1947 and played with Jim Finks and Steelers in 49. He was inducted into National Football Foundations College Hall of Fame in 1985; brothers Larry (RB) and Paul (LB) were on '76 Lions team with Matt. Three-year all-state RB, also played LB. Football captain, lettered in track and wrestling. Resides in Highland Park, IL. BS degree in marketing. Likes golf and travel. Active in buying and selling futures. Given name Matthew Jerome Suhey.

### Suhey's Pro Stats

Year/Club	Rushing					Receiving					Games/Starts
	No	Yds	Avg	LG	TD	No	Yds	Avg	LG	TD	
1987 Bears	7	24	3.4	6	0	7	54	7.7	12	0	12/3
1986 Bears	84	270	3.2	17	2	24	235	9.8	58	0	16/13
1985 Bears	115	471	4.1	17	1	33	295	8.9	35	1	16/16
1984 Bears	125	424	3.3	21	4	41	309	7.5	23	2	16/16
1983 Bears	149	681	4.6	39	4	49	428	8.8	52	1	16/13
1982 Bears	70	206	2.9	13	3	36	333	9.3	45	0	9/9
1981 Bears	150	521	3.5	26	3	33	168	5.1	15	0	15/14
1980 Bears	22	45	2.0	10	0	7	60	8.6	21	0	16/1
<b>Career</b>	<b>722</b>	<b>2,642</b>	<b>3.7</b>	<b>39</b>	<b>17</b>	<b>230</b>	<b>1,882</b>	<b>8.2</b>	<b>58</b>	<b>4</b>	<b>116/85</b>

1980: KOR, 406 yds., 21.4 avg; 1 PR, 4 yds., 4.0 avg.  
Passing: 1-1-74 yds. (1 TD) at Vikings 12/11/83; 1984 0-1

Suhey, continued

Playoffs

1987	4	8	2.0	5	0	1	6	6.0	6	0	1/1
1986	4	14	3.5	13	0	1	2	2.0	2	0	1/1
1985	23	108	4.7	11	1	4	36	9.0	24	0	3/3
1984	10	23	2.3	15	0	5	44	8.8	33	0	2/2
<b>Career</b>	<b>41</b>	<b>153</b>	<b>3.7</b>	<b>15</b>	<b>1</b>	<b>11</b>	<b>88</b>	<b>8.0</b>	<b>33</b>	<b>0</b>	<b>7/7</b>

Suhey's Single Game Highs

Most Rushes: 22 (64 yards) vs. Chargers, (10/25/81)

Most Yards, Rush: 112 (19 att.) at Tampa Bay, (11/20/83)

Long Rush: 39 at Tampa Bay (11/20/83)

Most Rec: 9 (87 yards) vs. Cardinals, (10/19/83)

Most Yards, Rec.: 89 vs. Broncos, (10/2/83); 5 catches

Long Catch: 58 vs. Browns, (9/7/86)

Combined Yards: 180 at Steelers (9/28/80) (130 by KOR, 50 by rushing)

Most KOR: 6 vs. Vikings (9/21/80); at Pittsburgh (9/28/80) (6-130)

Most Yards, KOR: 130 at Pittsburgh (9/28/80) (6-130)

Long KOR: 31 vs. Bengals (12/14/80) (3/31)

## TOM THAYER 57

Guard Notre Dame 4th Year

Ht: 6-4 Wt: 270 Born: 8/16/61 Joliet, IL



Acquisition: Selected in 4th round (91st player) of 1982 draft.

**1987 SEASON:** Started first 11 union games plus playoff game. Replaced by Becker in season finale at LA (12/27) snapping streak of 40 straight starts. Strong play at right guard earned him Pro Bowl alternate selection. Strongest player on team who can bench press over 500 pounds. Coaches feel best days are still ahead. Off-season surgery on right knee. **GAMES PLAYED:** 12. **GAMES STARTED:** 11.

**PRO CAREER: 1986** — Started all 16 games at right guard. Received game ball as part of offensive line that paved way for season-high 245 rushing yards vs. Bucs (12/7). **1985** — Assumed starting RG position in 4th game after season-ending injury to Kurt Becker. Selected to PFWA's all-rookie team. Played in 46 games in 1985-86; 23 with USFL Blitz; 23 with Bears. **1983** — Started final 9 games for George Allen's team, helping team average 181 rushing yards in that stretch, compared to 132 yard average in 10 games prior to his arrival. **1982** — Bears' 4th round draftee, signed with Blitz and played two seasons in USFL.

**COLLEGIATE, PERSONAL:** All-America standout and four-time letterman at Notre Dame. Played guard, center and tackle at ND over four years; played one game at DT as freshman. Started 40 consecutive games for Irish beginning midway through freshman season. Honored as ND's top offensive lineman during spring drills as sophomore, junior and senior. Roommate of Dave Duerson when both were sophomores at Notre Dame. Brother-in-law of Atlanta Falcons' guard John Scully, a teammate at ND. Four-time letterman at Joliet Catholic H.S. as offensive and defensive lineman. Led school to 33 straight football wins and four consecutive Illinois Class 4A state titles. Also lettered in wrestling and track as prep. Single. Resides in Northbrook, IL.

Thayer's Pro Stats

Games/Starts: 44/40 — 1985 (16/13); 1986 (16/16); 1987 (12/11)

Playoffs: 5/5 — 1985 (3/3); 1986 (1/1); 1987 (1/1)



# CALVIN THOMAS 33

Fullback Illinois 7th Year  
 Ht: 5-11 Wt: 245 Born: 1/7/60  
 St. Louis, MO

Acquisition: Signed as Free Agent, 5/21/82.

**1987 SEASON:** 5th leading rusher with 88 yards on 25 carries in reserve role. Best outing was 29 yards on 5 carries vs. Seahawks (12/20). Longest run was 18-yarder vs. Packers (11/29) setting up game's final score. Had 2-yard TD run vs. Redskins in playoffs. Used primarily in short-yardage/goal-line situations. **GAMES PLAYED:** 12. **GAMES STARTED:** 0.

**PRO CAREER:** **1986** — Had best rushing output as professional, totaling 224 yards on 56 carries to rank 3rd (tie) on team. Saw most action in week 4 at Cincinnati (9/28) when he ran 11 times for 43 yards. Had 38 yards on 5 carries at Tampa (11/9) including season-long 23-yard run. 18-yard reception at Green Bay (9/22) was longest of career. Had at least one carry from scrimmage in every game of season. Rushed 3 times for 18 yards. 13 LG in playoff loss to Redskins (1/3/87). **1985** — Rushed for 4 TD's, including string of three consecutive games with TD. 27-yard effort on 6 carries vs. Falcons (11/24). Missed 2 games due to knee injury. Scored winning TD vs. Colts (12/8) in 17:10 win. **1984** — Career-high 57 yards on 5 rushes vs. Lions (11/18). Also had 37-yard run against Lions, a career long. Scored first pro TD at Detroit. **1983** — Played in final 13 games in '83 after recovering from shoulder separation suffered in final preseason game. **1982** — Primarily used on special teams. Played in 6 of last 7 games.

**COLLEGIATE, PERSONAL:** Four-year letterman at Illinois. Had 1,194 yards on 325 carries, 8 TD's for Illini. Also caught 42 passes for 328 yards. All-state at St. Louis' McKinley High. Hobbies include basketball, music. Sociology and History major. Married (Bernadette). One daughter. Given name Calvin Lewis Thomas.

### Thomas' Pro Stats

Year/Club	Rushing					Receiving					Games/Starts
	No	Yds	Avg	LG	TD	No	Yds	Avg	LG	TD	
1987 Bears	22	88	3.5	18	0	0	0	0	0	0	12/0
1986 Bears	56	224	4.0	23	0	4	18	4.5	18	0	16/0
1985 Bears	31	125	4.0	17	4	5	45	9.0	15	0	14/0
1984 Bears	40	186	4.7	37	1	9	39	4.3	9	0	16/0
1983 Bears	8	25	3.1	9	0	2	13	6.5	7	0	13/0
1982 Bears	5	4	0.8	3	0	0	0	0.0	0	0	6/0
<b>Career</b>	<b>162</b>	<b>652</b>	<b>4.0</b>	<b>37</b>	<b>5</b>	<b>20</b>	<b>115</b>	<b>5.8</b>	<b>18</b>	<b>0</b>	<b>77/0</b>
<b>Playoffs</b>											
1987	2	3	1.5	2	1	0	0	0.0	0	0	1/0
1986	3	18	6.0	13	0	0	0	0.0	0	0	1/0
1985	9	18	2.0	7	0	1	4	4.0	4	0	3/0
1984	2	7	3.5	5	0	1	13	13.0	13	0	2/0
<b>Career</b>	<b>16</b>	<b>46</b>	<b>2.9</b>	<b>13</b>	<b>1</b>	<b>2</b>	<b>17</b>	<b>8.5</b>	<b>13</b>	<b>0</b>	<b>7/0</b>

### Thomas' Single Game Highs

Most Yards, Rush: 57 vs. Lions (11/18/84) 5 rushes	Most Rec: 3 at San Diego (12/3/84) 3-16
Most Rushes: 11 at Cincinnati (9/28/86)	Most Yards, Rec: 18 at Green Bay (9/22/86)
Long Rush: 37 vs. Lions (11/18/84)	Long Catch: 18 at Green Bay (9/22/86)

# MIKE TOMCZAK

# 18

Quarterback      Ohio State

4th Year

Ht: 6-1

Wt: 198

Born: 10/23/62

Chicago, IL



Acquisition: Signed as Free Agent, 5/9/85.

**1987 SEASON:** Started six games as team's #2 quarterback. . . Began season as starting quarterback while McMahon continued off-season rehab and threw for 292 yards in opener vs. Giants (9/14) on 20 of 34 marksmanship. . . Started next two union games (9/20 and 10/25) before backing up McMahon until 12/6. . . Replaced McMahon in second half at Minnesota (12/6) and threw 38-yard TD to Gentry in final minute of 30-24 win. . . Threw for career-high 298 yards while completing 21 of 36 aerials vs. Seahawks (12/20). . . Held for FG/PAT's final nine games of season. **GAMES PLAYED:** 12. **GAMES STARTED:** 6.

**PRO CAREER:** Career record as starter is 11-2. . . **1986** — Started more games (7) than any other quarterback on team, and won every start. . . Had three 200+ yard passing performances including game ball efforts at Tampa Bay (11/9) on 11 of 24 for 265 yards and TD (first of career; to Gault); also vs. Steelers (11/30) after completing 19 of 30 aerials for 235 yards. . . Relieved injured McMahon in season opener vs. Browns (9/7) and guided team to 10 4th quarter points in 41-31 win. . . Started next two games before throwing just three passes in next five games as McMahon returned to lineup. . . Started five of last seven games after McMahon was placed on IR for season. . . Bruised leg in 1st quarter at Detroit (12/15) and missed remainder of game and saw limited action as reserve in following game at Dallas (12/21). . . 85-yard pass to Moorehead at Atlanta tied for longest pass play of season in NFL. . . Only sacked 4 times — fewest of Bear QB's. . . Led team in pass attempts (151) and passing yards (1,105). . . **1985** — Played in 6 games as rookie free agent. . . Team's 3rd QB entire season. . . Made 4th quarter Super Bowl appearance. . . Completed 2 of 4 passes vs. Falcons (11/24) in only throwing performance.

**COLLEGIATE, PERSONAL:** Three-year starter at Ohio State, leading team to three 9-3 seasons. . . Second leading passer in Buckeye history in yards (5,569), TD's (32), attempts (675), completions (376) and total offense (6,015). . . Completed 145 of 244 for 1,952 as senior. . . Broke leg during spring practice prior to senior season but returned third week of '84 season to lead Buckeyes to Big Ten title and Rose Bowl. . . Prepped at Thornton Fractional North H.S. in Calumet City, IL where father Ron is head coach. . . Collects contemporary jazz music and teddy bears. . . Single. . . Resides in Chicago.

### Tomczak's Pro Stats

Year/Club	Passing								Rushing					Games/Starts
	Att	Comp	Yds	Pct	LG	TD	Int	Rating	No	Yds	Avg	LG	TD	
1987 Bears	178	97	1220	54.5	56	5	10	62.0	18	54	3.0	10	1	12/6
1986 Bears	151	74	1105	49.0	85	2	10	50.2	23	117	5.1	16	1	13/7
1985 Bears	6	2	33	33.3	24	0	0	52.8	2	3	1.5	3	0	6/0
<b>Career</b>	<b>335</b>	<b>173</b>	<b>2358</b>	<b>51.6</b>	<b>85</b>	<b>7</b>	<b>20</b>	<b>56.5</b>	<b>43</b>	<b>174</b>	<b>4.0</b>	<b>16</b>	<b>2</b>	<b>31/13</b>
<b>Playoffs</b>														
1987	0	0	0	0.0	0	0	0	0.0	0	0	0.0	0	0	1/0
1986	DNP													
1985	0	0	0	0.0	0	0	0	0.0	0	0	0.0	0	0	1/0
<b>Totals</b>	<b>0</b>	<b>0</b>	<b>0</b>	<b>0.0</b>	<b>0</b>	<b>0</b>	<b>0</b>	<b>0.0</b>	<b>0</b>	<b>0</b>	<b>0.0</b>	<b>0</b>	<b>0</b>	<b>2/0</b>

## Tomczak's Single Game Highs

Most Pass Attempts: 36 vs. Seahawks (12/20/87)	Completion Pct: .692 (9 of 13) at Green Bay (9/22/86)
Most Pass Completions: 21 vs. Seahawks (12/20/87)	Long Pass: 85 yards at Atlanta (11/16/86)
Most Yards, Passing: 298 vs. Seahawks (12/20/87)	Most Interceptions: 4 at S.F. (12/14/87)
Most TD Passes: 2 vs. Giants (9/14/87)	Most Yards, Rushing: 36 (6 att.) at Atlanta (11/16/86)



## KEITH VAN HORNE 78

Offensive Tackle USC 8th Year

Ht: 6-7 Wt: 283 Born: 11/6/57  
Mt. Lebanon, PA

Acquisition: Selected in 1st round (11th player) of 1981 draft.

**1987 SEASON:** Durable lineman starting all 12 union games at right tackle. Has started 89 games in career as dean of offensive line. Played with assorted injuries. Had off-season surgery on achilles and both shoulders. **GAMES PLAYED:** 12, **GAMES STARTED:** 12.

**PRO CAREER:** Instrumental in Bears' NFL-leading ground game 1983-86. Has missed just six games since joining team in 1981. **1986** — Started all 16 games plus playoff contest vs. Redskins at right tackle. Hampered by strained neck throughout the season. Originally hurt neck in opener vs. Browns (9/7) and missed most of 4th quarter; left game at Minnesota (10/19) in second half with same problem. Helped Bears pace NFC in fewest sacks allowed (24). **1985** — Turned in good campaign, playing especially well in playoffs and Super Bowl. **1984** — Started 14 games, missing two contests with pulled hamstring. **1983** — Ankle injury cut short season after starting first 10 games. **1982** — Started all 9 games. **1981** — PFWA, UPI, Football Digest all-rookie choice when he started last 12 games. Played LT in '81 preseason before making permanent switch to RT. First lineman chosen in '81 draft.

**COLLEGIATE, PERSONAL:** Consensus all-America as senior and runner-up to Pitt's Mark May for '80 Outland Trophy. Academic all-Pac Ten final two seasons. Played in Hula Bowl with fellow Bear draftee Mike Singletary. Trojans were 39-7-2 in his four years. Two-year all conference TE/DL at Fullerton (CA) High (President Nixon's former school). Recruited by USC as 230 pound TE. Brother Peter was signed by Cubs in '77 as 1B and CF. Has BA degree in broadcast journalism. Part-time disc jockey for WCKG radio in Chicago. Mother resides in Clarendon Hills, IL. Married (Eleanor). Homeowner in Riverwoods, IL.

## Van Horne's Pro Stats

<b>Games/Starts:</b> 95/89 — 1981 (14/12); 1982 (9/9); 1983 (14/10); 1984 (14/14); 1985 (16/16); 1986 (16/16); 1987 (12/12)	<b>Post-Season:</b> 7/7 — 1984 (2/2); 1985 (3/3); 1986 (1/1); 1987 (1/1)
---	---

# BRYAN WAGNER

# 15

Punter Cal-State  
Northridge

2nd Year

Ht: 6-2 Wt: 200

Born: 3/28/62  
Chula Vista, CA



**Acquisition:** Trade from Denver Broncos for G Stefan Humphries and undisclosed conditions 8/25/87.

**1987 SEASON:** Averaged 40.6 yards on 36 punts in 10 games. . . Averaged 52.0 and 52.6 yards in back-to-back games vs. Packers and Broncos. . . 71-yard kick at Green Bay was longest of season. . . Averaged 37.3 yards at Soldier Field; 43.9 on road. . . Had 9 punts inside 20-yard line. . . Only 12 of 36 punts were returned. . . Also shared kick-off duties with Kevin Butler. . . 23 kickoffs with 5 touchbacks. . . Injured back at San Francisco (12/14) when blocked on punt return and was placed on injured reserve for remainder of season (12/17). **GAMES PLAYED:** 10.

**PRO CAREER:** Had tryouts with Dallas Cowboys (1985), St. Louis Cardinals and New York Giants (1986) and Denver Broncos (1987) before joining Bears.

**COLLEGIATE, PERSONAL:** Played three seasons (1982-84) at Cal-State Northridge after transferring from Cal-Lutheran, where he played in 1980. . . Grew up in California. . . Single. . . Resides in Wheeling, IL.

### Wagner's Pro Stats

Year/Club	No	Yds	Avg	TB	In 20	LG	Blk	Games
1987 Bears	36	1,461	40.6	4	9	71	1	10
Career	36	1,461	40.6	4	9	71	1	10

### Wagner's Single Game Highs

Longest Punt: 71 yards at Green Bay  
(11/8/87)

Most Punts: 6 at San Francisco (12/14/87)  
Best Average: 52.6 at Green Bay,  
3 punts (11/8/87)

# OTIS WILSON

# 55

Linebacker Louisville

9th Year

Ht: 6-2 Wt: 227

Born: 9/15/57  
New York, NY



**Acquisition:** Selected in 1st round (19th player) of 1980 draft.

**1987 SEASON:** Finished season as 3rd leading sacker with 6½ despite missing four games with knee injury. . . Suffered partial tear of the right medial collateral ligament at Green Bay (11/8) and didn't return to lineup until 12/14 at San Francisco. . . Sat out season finale due to injury and was pass rush specialist in "nickel" situations in playoffs. . . Had 5½ sacks in first four union games including 2 vs. Bucs (9/20). . . Season-high 9 tackles at Tampa Bay (10/25). **GAMES PLAYED:** 8. **GAMES STARTED:** 7.

**PRO CAREER: 1986** — Led linebackers with 8 sacks (4th on team), while finishing 5th on team in tackles (104) . . . Intercepted two passes in first four games . . . Named NFC Defensive Player of Week for 6-tackle, 2-sack, 2 fumble recovery performance in season finale at Dallas (12/21) . . . Earned game ball at Cincinnati (9/28) after interception, 7 tackles, pass defended and sack . . . Had two sacks in games at Atlanta (11/16) and at Dallas (12/21) . . . Registered a career-high 11 tackles vs. Lions (10/26) . . . Had 6 or more tackles in 11 of the 15 games in which he played . . . **1985** — Earned Pro Bowl appearance and was voted to all-NFL teams by UPI, Football News and College and Pro Football Weekly . . . Had 11.5 sacks during season (2nd on team) and then added 2 more in Super Bowl win over Patriots . . . Totaled 13 tackles, 1 forced fumble and ½ sack in two playoff wins . . . Named SI and NFC player of week at Dallas (11/17) after 5 tackles, 2 sacks, 5 hurries . . . 1st career safety vs. Packers (10/21) . . . Chosen NFC player of the month in November; 16 tackles, 2½ sacks, 2 PD's . . . **1984** — Emerged as all-league caliber player, finishing 5th on team in tackles (61), 4th in sacks (7½) . . . Had 9-tackle, 1½ sack performance vs. Raiders (11/4) . . . Missed game vs. Cowboys (9/30) with pulled groin . . . **1983** — Team's third leading tackler (100) . . . Had 39-yard interception return for TD vs. Tampa Bay (1/2/83) . . . **1981** — 2nd leading tackler on team with 81 . . . **1980** — Made first pro start in finale of rookie season vs. TB in place of injured Jerry Muckensturm and responded with 7 tackles and pick-off . . . 1st linebacker taken in '80 draft.

**COLLEGIATE, PERSONAL:** Broke former Bear Doug Buffone's all-time single-season tackling record at Louisville with 175 stops in his senior year . . . Named NEA, TSN all-America while breaking the school's single season record . . . Ranks 2nd overall to Buffone in tackles (495-485) in career . . . Also had 10 interceptions, 8 fumble recoveries for Cardinals . . . Defensive MVP in '77 Independence Bowl . . . Played in East-West, Senior Bowl games . . . Spent freshman year at Syracuse before transferring . . . Prepped at Brooklyn's Thomas Jefferson High . . . Grew up in Brownsville neighborhood which produced John Brockington, basketball star Lloyd B. Free and WBA champ Eddie Muta'fa Muhammad . . . Nickname: Big O . . . Hobbies include hunting and basketball . . . Married (Melinee) . . . One son (Quincy), one daughter (Chyla) . . . Given name Otis Ray Wilson.

## Wilson's Pro Stats

Year/Club	Interceptions				Tkl/ Solo	Fum Rec	Force Fum	Pass Def	Blk Kick	Sack/ Yds	Games/ Starts
	No	Yds	LG	TD							
1987 Bears	0	0	0	0	44/17	0	0	2	0	6.5/52	8/7
1986 Bears	2	31	21	0	104/52	3	1	4	0	8/66	15/15
1985 Bears	3	35	23	1	69/54	2	0	5	0	11.5/79.5	16/16
1984 Bears	0	0	0	0	61/47	0	1	3	0	7.5/75	15/15
1983 Bears	1	6	6	0	100/84	0	2	7	0	3/30	16/16
1982 Bears	2	39	39	1	40/31	0	0	1	0	2/9	9/9
1981 Bears	0	0	0	0	81/65	3	2	3	1	0/0	15/12
1980 Bears	2	4	4	0	15/13	0	0	1	0	2/18	16/1
<b>Career</b>	<b>10</b>	<b>115</b>	<b>39</b>	<b>2</b>	<b>514/363</b>	<b>8</b>	<b>6</b>	<b>26</b>	<b>1</b>	<b>40.5/329.5</b>	<b>110/91</b>
<b>Playoffs</b>											
1987	0	0	0	0	0/0	0	0	0	0	0/0	1/0
1986	0	0	0	0	8/4	0	0	1	0	0/0	1/1
1985	0	0	0	0	15/10	0	1	0	0	2.5/30	3/3
1984	0	0	0	0	8/4	1	0	1	0	1/2	2/2
<b>Career</b>	<b>0</b>	<b>0</b>	<b>0</b>	<b>0</b>	<b>31/18</b>	<b>1</b>	<b>1</b>	<b>2</b>	<b>0</b>	<b>3.5/32</b>	<b>7/6</b>

## Wilson's Single Game Highs

Most Tackles: 11 vs. Lions (10/26/86)

Most Solos: 10 vs. 49ers (11/27/83)

Most Interceptions: 1 (10 times)

Long Interception: 39t vs. Tampa Bay (1/2/83)

Most Sacks: 2, (six times)

Long Fumble Return: 31 vs. Rams (9/28/81)



# JOHN WOJCIECHOWSKI

# 73



Guard Michigan State 2nd Year

Ht: 6-2 Wt: 270 Born: 7/30/63  
Detroit, MI

Acquisition: Signed as Free Agent, 5/8/87.

**1987 SEASON:** Team's best offensive lineman during replacement games . . . Versatile player who has seen action at both guard and tackle . . . Released by team in final cutdown 9/7 . . . Became valuable as Covert suffered shoulder problems late in season . . . Started final game at LA at left tackle, replacing Blair . . . Expected to compete for starting position on line in '88. **GAMES PLAYED:** 6. **GAMES STARTED:** 4.

**PRO CAREER:** Joined Buffalo Bills as free agent in 1986 but was released prior to season.

**COLLEGIATE, PERSONAL:** First-team all-Big Ten as senior . . . Four-year letterman; honorable mention all-league as junior . . . Played defensive line as freshman and sophomore . . . All-state DT at Warren (Ohio) Fitzgerald H.S. . . . Also state heavyweight wrestling champion . . . Education major who was working as school teacher when Bears resigned him . . . Single.

## Wojciechowski's Pro Stats

Games/Starts: 6/4 - 1987 (6/4)

## BEARS CONSECUTIVE GAMES AND STARTS (First game of streak in parenthesis)

PLAYER	GAMES	STARTS	PLAYER	GAMES	STARTS
Adickes, John	0	0	Kozlowski, Glen	0	0
Allen, Egypt	0	0	McKinnon, Dennis	12 (9/14/87)	0
Althoff, Jim	0	0	McMahon, Jim	0	0
Anderson, Neal	0	0	McMichael, Steve	95 (10/19/81)	69 (10/23/83)
Barnhardt, Tommy	2 (12/29/87)	—	Moorehead, Emery	38 (10/21/85)	34 (11/17/85)
Barnes, Lew	0	0	Morris, Ron	12 (9/14/87)	12 (9/14/87)
Becker, Kurt	19 (11/9/86)	1 (12/27/87)	Morrissey, Jim	2 (12/20/87)	0
Blair, Paul	8 (11/8/87)	0	Norvell, Jay	1 (12/27/87)	0
Bortz, Mark	23 (10/12/86)	23 (10/12/86)	Ortego, Keith	1 (12/27/87)	0
Boso, Cap	12 (9/14/87)	0	Perry, William	1 (12/27/87)	0
Butler, Kevin	44 (9/8/85)	—	Phillips, Reggie	44 (9/8/85)	0
Chapura, Dick	0	0	Richardson, Mike	11 (9/20/87)	0
Covert, Jim	0	0	Rivera, Ron	59 (9/2/84)	1 (12/27/87)
Dent, Richard	23 (10/12/86)	23 (10/12/86)	Rodenhauser, Mark	5 (11/29/87)	0
Douglass, Maurice	16 (11/30/86)	1 (12/27/87)	Rubens, Larry	0	0
Duerson, Dave	40 (10/6/85)	40 (10/6/85)	Sanders, Thomas	29 (12/22/85)	0
Gault, Willie	46 (12/9/84)	46 (12/9/84)	Singletary, Mike	18 (11/16/86)	18 (11/16/86)
Gayle, Shaun	8 (11/18/87)	0	Smith, Sean	6 (11/22/87)	0
Gentry, Dennis	24 (10/5/86)	0	Suhey, Matt	85 (9/12/81)	1 (12/27/87)
Hampton, Dan	3 (12/14/87)	3 (12/14/87)	Thayer, Tom	44 (9/7/85)	0
Harbaugh, Jim	1 (12/27/87)	0	Thomas, Calvin	35 (11/10/85)	0
Harris, Al	28 (9/7/86)	1 (12/27/87)	Tomczak, Mike	20 (11/3/86)	3 (12/14/87)
Hilgenberg, Jay	101 (9/6/81)	68 (10/30/83)	Van Horne, Keith	53 (10/21/84)	53 (10/21/84)
Jackson, Vestee	32 (9/7/86)	20 (11/3/86)	Wagner, Bryan	0	—
Johnson, Will	10 (10/25/87)	0	Wilson, Otis	0	0

## 1988 BEAR DRAFT CHOICES

Round	Player	Round	Player	Round	Player
1	Brad Muster, FB	5	Troy Johnson, LB	9	Rogie Magee, WR
1	Wendell Davis, WR	6	Lemuel Stinson, DB	10	Joel Porter, T
2	Dante Jones, LB	7	Caesar Rentie, T	11	Steve Forch, LB
3	Ralph Jarvis, DE	8	David Tate, DB	12	Greg Clark, LB
4	James Thornton, TE	8	Harvey Reed, RB		



## BRAD MUSTER 25

Fullback                      Stanford                      Rookie

Ht: 6-4                      Wt: 232                      Born: 4/11/65  
San Marin, CA

Acquisition: Selected in 1st round (23rd player) of 1988 draft.

**SENIOR SEASON:** Second-team all Pac Ten selection after rushing for team-high 543 yards and 7 TD's on 119 carries (4.6 avg) . . . Caught 24 passes for 222 yards (9.3 avg) . . . Missed most of preseason drills with ankle problem (left) . . . Missed UCLA game and parts of three other games with recurring ankle injury . . . Regained health by mid-season and had impressive outings against USC (103 yards receiving, 72 rushing, 2 TD's) and Arizona (97 yards, 18 carries, TD) . . . Led team to 31-7 win over Cal with 87 yards rushing and 56 yards on 7 catches.

**COLLEGIATE: JUNIOR** — Kodak all-American, 1st-team all Pac Ten and conference offensive player of year . . . Averaged 95.7 yards rushing per game . . . Led league with 147.1 all purpose yards per game . . . Gained 1,053 yards on 243 carries and 12 TD's — second best rushing season in school history . . . Also caught 61 passes for 565 yards . . . Ran for 190 yards on 35 carries and caught 6 passes for 93 yards vs. Washington State . . . Earned conference player of week honors vs. Oregon (151 yards rushing and 2 TD's) and UCLA (183 yards on 38 carries, 2 TD's) . . . **SOPHOMORE** — First-team all Pac Ten and honorable mention all-American . . . Had 78 catches for 654 yards to break school and conference season record held by Gene Washington (71 catches in 1968) . . . Also gained 521 yards on 140 carries and 6 TD's . . . Season-high 129 yards on 21 carries and tied a league record with 14 catches for 169 yards 2 TD's vs. Oregon . . . **FRESHMAN** — Second-team all Pac Ten after leading Cardinals in rushing and receiving . . . 823 rushing yards were just 2 shy of team's rushing output the season before . . . Had 204 yards on 34 carries in season finale against Cal . . . Redshirted in 1983.

**PERSONAL:** Co-player of the year in the North Bay (San Francisco) area at San Marin High School . . . Rushed for 1,349 yards and caught 29 passes as senior . . . Also an all-county basketball player . . . Academic all-conference selection final three seasons . . . Economics major who earned 3.07 GPA . . . Father is high school football coach; mother is Chicago-area native . . . Married (Vicki).

### Muster's College Stats

Year/Club	No	Rushing				No	Receiving			
		Yds	Avg	TD	LG		Yds	Avg	TD	LG
1987 Cardinals	119	543	4.6	7	67	24	222	9.3	1	29
1986 Cardinals	243	1053	4.3	12	74	61	565	9.1	1	31
1985 Cardinals	140	521	3.7	6	20	78	654	8.3	4	69
1984 Cardinals	184	823	4.5	2	34	31	228	6.9	0	31
<b>Career</b>	<b>686</b>	<b>2940</b>	<b>4.3</b>	<b>27</b>	<b>74</b>	<b>194</b>	<b>1669</b>	<b>8.6</b>	<b>6</b>	<b>69</b>

# WENDELL DAVIS

# 82

Wide Receiver      LSU

Rookie

Ht: 5-11              Wt: 188

Born: 1/3/66  
Shreveport, LA



Acquisition: Selected in 1st round (27th pick) of 1988 draft.

**SENIOR SEASON:** First-team all-America selection by Sporting News, Kodak, Football News, and College and Pro Football Weekly. Caught 72 passes for 993 yards (13.8 avg) and 11 TD's. Career totals of 183 catches and 2,708 yards, broke Eric Martin's (1981-84) school records of 152 and 2,625. Had 8 catches for 102 yards in 13-10 win over Florida; 11 catches for 128 yards in 26-23 win over Georgia. SEC Player of Week after 6 catches for 133 yards and 3 TD's vs. Mississippi. Caught 9 passes for 132 yards and 3 TD's as offensive MVP of Gator Bowl (30-13 over South Carolina).

**COLLEGIATE: JUNIOR** — First-team all-America, all-SEC after 80 receptions for 1,244 yards (15.6 avg) and 11 TD's. Caught 9 passes for 132 yards vs. Texas A & M; 9 for 184 yards and TD vs. North Carolina. Set school single game record for receptions vs. Mississippi on 14 receptions for 208 yards and 1 TD effort. **SOPHOMORE** — Started first 8 games before suffering bruised shoulder causing him to miss one game and see limited action in remaining two. Ranked second on team with 31 receptions for 471 yards (15.2 avg) and 1 TD. Best outing was 6 catches for 70 yards vs. Colorado State. **FRESHMAN** — Saw limited action, but earned a letter playing mostly on special teams.

**PERSONAL:** All-conference receiver at Fair Park (Shreveport) High. Physical Education major. College teammate and former roommate of Rogie Magee — Bears 9th round choice.

### Davis' College Stats

Year/Club	Receiving				
	No	Yds	Avg	TD	LG
1987 Tigers	72	993	13.8	11	45
1986 Tigers	80	1244	15.6	11	49
1985 Tigers	31	471	15.2	1	67
1984 Tigers	0	0	0.0	0	0
Career	183	2,708	14.8	23	67

# DANTE JONES

# 53

Linebacker      Oklahoma

Rookie

Ht: 6-1              Wt: 236

Born: 3/23/65  
Dallas, TX



Acquisition: Selected in 2nd round (51st player) of 1988 draft.

**SENIOR SEASON:** Emerged as first-team all-Big Eight choice in first full season as starter. Big Eight Defensive Player of Year after registering 118 tackles. Led defense that allowed just 82 points in 11 games. Credited with a sack and five tackles for losses. Also had three interceptions. Had 17 tackles in 24-6 win over Colorado. Made 19 tackles with an 8-yard sack in 17-13 win over Missouri. Crucial interception and 8 solo stops helped 17-7 win over Nebraska for Big Eight title.

Jones, continued

**COLLEGIATE: JUNIOR** — Alternated with Paul Migliazzo (Bears' 8th round draftee in 1987) as starting weakside linebacker. Finished year with 59 tackles while causing and recovering two fumbles. Made 10 tackles in 28-0 shutout of Colorado. Had 9 tackles versus both Miami and Nebraska. Named defensive player of game in '87 Orange Bowl after recording 9 solos, a deflected pass and interception in 42-9 thrashing of Arkansas — starting game in place of suspended Bosworth.

**SOPHOMORE** — Split time (with Migliazzo) and made 71 tackles, two sacks, and five tackles for losses. Had 8 tackles vs. both Iowa State and Kansas. Best outing was 9 tackles and sack in 31-0 shutout of Colorado. **FRESHMAN** — Saw considerable action as backup. Had 41 tackles, including 8-tackle performances against Missouri and Pittsburgh. Season-high 9 stops against Oklahoma State.

**PERSONAL:** All-county, all-conference and all-state linebacker. Political Science major. Attended Skyline H.S. in Dallas.

Jones' College Stats

Year/Club	Int	Tkls	Fum	Force	Pass	Tkls	Sacks
	Yds	Solo	Rec	Fum	Def	Loss	Yds
1987 Sooners	3/4	118/78	1	0	2	5/24	1
1986 Sooners	3/64	59/28	2	2	1	2/2	00
1985 Sooners	0/0	71/42	0	0	3	5/16	2
1984 Sooners	0/0	41/22	1	1	1	2/5	0
Career	6/68	289/170	4	3	7	14/47	3



**RALPH JARVIS 69**

Defensive End Temple Rookie

Ht: 6-4 Wt: 255 Born: 6/1/65 Philadelphia, PA

Acquisition: Selected in 3rd round (78th player) of 1988 draft.

**SENIOR SEASON:** AP honorable mention all-east. Had 7 sacks in 11 games to lead Owls. Also involved in 32 tackles and recovered one fumble. Had 2 sacks for 15 yards against Houston. Season-high 5 solos against Penn State. Recorded a sack in first four games of season. Defensive line coach was former Bears all-pro Wally Chambers.

**COLLEGIATE: JUNIOR** — Played in just three games due to personal problems and dismissal from team. Had 6 tackles, including 5 solos. **SOPHOMORE** — Played in 11 games including 3 starts.

Credited with 21 tackles including 13 solos. Had 2 sacks for 12 yards lost and recovered one fumble.

**FRESHMAN** — Played in just 2 games in a reserve role.

**PERSONAL:** Football and basketball star at Glen Mills School in Philadelphia. MVP of Delaware County All-star game in both sports.

Jarvis' College Stats

Year/Club	Int	Tkls	Fum	Force	Sacks
	Yds	Solo	Rec	Fum	Yds
1987 Owls	0/0	32/20	1	0	7/61
1986 Owls	0/0	6/5	0	0	0/0
1985 Owls	0/0	21/13	1	0	2/12
Career	0/0	59/38	2	0	9/73

# JAMES THORNTON

# 80

Tight End      Cal-State Fullerton      Rookie

Ht: 6-2½      Wt: 242      Born: 2/8/65  
Santa Rosa, CA



**Acquisition:** Selected in 4th round (105th player) of 1988 draft.

**SENIOR SEASON:** Earned first-team all Pacific Coast Athletic Association after catching 17 passes for 230 yards and 2 TD's. . . Missed final 3½ games of season with knee injury. . . Team's second leading receiver and MVP. . . Exceptional athlete with great strength.

**COLLEGIATE: JUNIOR** — Had 16 catches for 183 yards and 2 TD's. . . Best game was 4 catches for 57 yards at Hawaii to win team's offensive player of week honors. . . **SOPHOMORE** — Finished 4th on team in catches in first-season as starter. . . Had 15 receptions for 158 yards and 1 TD. . .

**FRESHMAN** — Moved to tight end midway through season after serving as back-up quarterback. . . Redshirted QB in 1983.

**PERSONAL:** Three-sport star at Analy High in Sebastopol, CA. . . Completed 76 of 180 passes for 1,008 yards and 7 TD's as senior quarterback. . . Twice all-league in both football and basketball; 6-foot high jumper in track. . . Younger brother, Gary, is linebacker for Cal-State Fullerton. . . Criminal justice major.

### Thornton's College Stats

Year/Club	Receiving					Rushing				
	No	Yds	Avg	TD	LG	No	Yds	Avg	TD	LG
1987 Titans	17	230	14.1	2	26	0	0	0.0	0	0
1986 Titans	16	183	11.4	2	32	2	1	0.5	0	5
1985 Titans	15	158	10.5	1	32	3	1	0.3	0	6
1984 Titans	0	0	0.0	0	0	0	0	0.0	0	0
Career	48	571	11.9	5	32	5	2	0.4	0	6

# TROY JOHNSON

# 92

Linebacker      Oklahoma      Rookie

Ht: 6-2      Wt: 236      Born: 11/10/64  
Houston, TX



**Acquisition:** Selected in 5th round (133rd player) of 1988 draft.

**SENIOR SEASON:** Strong pass rusher who played outside linebacker/defensive end at OU. . . Had 74 tackles, 3 tackles for losses and 6 sacks for 27 yards lost. . . Made all-Big Eight honors for second consecutive season.

**COLLEGIATE: JUNIOR** — Second team all-conference. . . Had 54 tackles at right end to rank second among team's down lineman. . . Led team with 7 sacks for 43 yards. . . Best outing was 11 tackles, 6 solo and sack vs. Colorado. . .

**SOPHOMORE** — Played a backup role to Kevin Murphy (Bucs 2nd round pick in 1987). . . Had 37 tackles and 3 sacks as often used reserve. . . **FRESHMAN** — Started most of season as Murphy was injured. . . Had 46 tackles and 3 sacks. . . Was redshirted in 1983.

**PERSONAL:** Business Management major. . . Born and raised in Houston where he was one of city's top prep athletes at Alief Hastings H.S.

Year/Club	Johnson's College Stats				
	Int Yds	Tkls Solo	Fum Rec	Tkls Loss	Sacks Yds
1987 Sooners	0/0	74	0	3/13	6/27
1986 Sooners	0/0	54	0	2/8	7/43
1985 Sooners	0/0	37	0	3/18	3/22
1984 Sooners	0/0	46	1	4/13	3/25
Career	0/0	211	1	12/53	19/117



## LEMUEL STINSON 32

Cornerback Texas Tech Rookie

Ht: 5-9 Wt: 159 Born: 5/10/66  
Houston, TX

Acquisition: Selected in 6th round (161st player) of 1988 draft.

**SENIOR SEASON:** Moved to defensive backfield in preseason drills after playing wide receiver previous three seasons. . . Starting right cornerback who finished with 57 tackles. . . Caused two fumbles and recovered another. . . Competed on Tech track team and was 4th in SWC 110-meter high hurdles. . . Had team-high nine pass deflections and four interceptions. . . Also returned six punts for seven yards.

**COLLEGIATE: JUNIOR** — Did not compete in spring drills in order to concentrate on track. . . Came back for fall drills, playing without a scholarship. . . Caught 1 pass for six yards as third-team receiver.

**SOPHOMORE** — Reserve split end and caught 7 passes for 108 yards (15.4 avg). . . Had 4 receptions for 71 yards vs. Texas Christian. . . **FRESHMAN** — Started two games as freshman and caught 4 passes for 58 yards. . . Saw action in 7 other games but was limited by sprained ankle. . . Averaged 14.2 yards on 6 punt returns.

**PERSONAL:** Physical Education major with 3.2 grade point average. . . Two-time all-American receiver at Houston's Worthing H.S. — same school as Mike Singletary. . . Caught 30 passes for 1000 yards and 8 TD's as senior. . . 13.76 in high hurdles won Texas state meet.

### Stinson's College Stats

Year/Club	No	Receiving				Int Yds	Tkls Solo	Fum Rec	Force Fum	Pass Def	Sacks Yds
		Yds	Avg	TD	LG						
1987 Red Raiders						4/13	57/42	1	2	9	0/0
1986 Red Raiders	1	6	6.0	0	6						
1985 Red Raiders	7	108	15.4	0	45						
1984 Red Raiders	4	58	14.5	0	25						
Career	12	172	14.3	0	45	4/13	57/42	1	2	9	0/0

## FUTURE SUPER BOWLS

Super Bowl XXIII	January 22, 1989	Joe Robbie Stadium, Miami
Super Bowl XXIV	January 28, 1990	Superdome, New Orleans
Super Bowl XXV	January 27, 1991	Tampa Stadium, Tampa

# CAESAR RENTIE 71

Tackle Oklahoma Rookie  
 Ht: 6-3 Wt: 291 Born: 11/10/64  
 Hartshorne, OK



Acquisition: Selected in 7th round (189th player) of 1988 draft.

**SENIOR SEASON:** Played behind Greg Johnson at right tackle but labled a "third starter" by coaches due to extensive playing time. . . Played second half of several games as Sooners buried most opponents . . . Tremendous strength and quickness.

**COLLEGIATE: JUNIOR** — Started against Iowa State after Johnson was sidelined with injury; offense didn't skip a beat gaining 492 yards in 38-0 shutout. . . **SOPHOMORE** — Used sparingly in reserve role after battling an assortment of injury problems all season. . . Used at both guard and tackle. . . **FRESHMAN** — Reserve tackle and left guard seeing limited action. . . Redshirted in 1983 and played on scout team as defensive tackle before moving the following spring.

**PERSONAL:** Two-way lineman at Hartshorne (OK) H.S. where he was one of only three linemen to earn all-state honors from state's two major papers. . . Communications major.

# DAVID TATE 49

Cornerback Colorado Rookie  
 Ht: 6-2 Wt: 177 Born: 11/22/64  
 Denver, CO



Acquisition: Selected in 8th round (208th player) of 1988 draft. The choice was obtained from New England in exchange for Doug Flutie.

**SENIOR SEASON:** Starting left cornerback for Buffaloes and leader of defensive secondary. . . Had 2 interceptions and 84 tackles, including 54 solos. . . Deflected six passes and forced 3 fumbles. . . Projected as safety in pros.

**COLLEGIATE: JUNIOR** — Started all 11 games and had 55 tackles (40 solos). . . Tied for team lead in pass deflections (6) and interceptions (2). . . Also had an interception and three tackles in the Bluebonnet Bowl. . . **SOPHOMORE** — Played in reserve role but saw considerable playing time in passing situations. . . Intercepted two passes. . . **FRESHMAN** — Played in four games, two as DB, two as wide receiver. . . Redshirted in 1983.

**PERSONAL:** Played both WR and DB at Denver's Mullen High School. . . Also a basketball standout who averaged 18 ppg.

Tate's College Stats

Year/Club	Int	Tkls		Fum		Passes		Sacks	
		Solo	Rec	Force	Fum	Def	Yds		
1987 Buffaloes	2	84/57	0	3	6	0			
1986 Buffaloes	2	55/40	1	1	6	0			
1985 Buffaloes	2	32/18	0	1	3	0			
1984 Buffaloes	0	4/2	1	0	1	0			
<b>Career</b>	<b>6</b>	<b>175/117</b>	<b>2</b>	<b>5</b>	<b>16</b>	<b>0</b>			



## HARVEY REED 36

Running Back    Howard University    Rookie

Ht: 5-11

Wt: 184

Born: 9/2/65

Miami, FL

Acquisition: Selected in 8th round (217th player) of 1988 draft.

**SENIOR SEASON:** First-team Associated Press Division IAA all-American. Player of Year in Mid-Eastern Athletic Conference after finishing career with conference record 4,124 yards. . . Ran for a school season record 1,512 yards and 20 TD's on 211 carries (7.2 avg) in final season. . . 122 points ranked second in country and best in school history. . . School record of 260 yards on 22 atts and 3 TD's vs. Newberry.

**COLLEGIATE: JUNIOR** — Honorable mention all-American and first-team all-league after rushing for 1,386 yards on 179 carries (7.7 avg) . . . 5th in nation with 138.6 yards per game. . . Division IAA's third leading scorer with 110 points. . . Had 243 yards on 30 carries and 2 TD's vs. Norfolk State. . .

**SOPHOMORE** — Honorable mention all-league after gaining 640 yards for 5.5 avg. . . **FRESHMAN** — Team's leading rusher with 604 yards and 5 TD's. . . Ranked sixth in nation with 24.7 yard average on 16 kickoff returns. . . Also caught 9 passes for 40 yards. . . Had 197 yards vs. South Carolina South. . . 100-yard kickoff return set school record vs. NC A&T.

**PERSONAL:** Consumer studies major. . . Attended South Ridge H.S. in Miami. . . Nicknamed "Silk" for his smooth running style.

### Reed's College Stats

Year/Club	No	Rushing					Receiving				
		Yds	Avg	TD	LG	No	Yds	Avg	TD	LG	
1987 Bisons	211	1512	7.2	20	77	1	9	9.0	0	9	
1986 Bisons	179	1386	7.7	18	51	1	3	3.0	0	3	
1985 Bisons	116	640	5.5	4	85	3	23	7.7	0	9	
1984 Bisons	126	604	4.8	5	51	9	40	4.4	0	9	
<b>Career</b>	<b>632</b>	<b>4142</b>	<b>6.6</b>	<b>47</b>	<b>85</b>	<b>14</b>	<b>75</b>	<b>5.4</b>	<b>0</b>	<b>9</b>	



## ROGIE MAGEE 91

Wide Receiver    LSU    Rookie

Ht: 6-2

Wt: 206

Born: 8/28/64

Bogalusa, LA

Acquisition: Selected in 9th round (245th player) of 1988 draft.



Magee, continued

**SENIOR SEASON:** Starting flanker who caught 20 passes for 327 yards (16.4 avg) and 2 TD's . . . Had 5 catches for 103 yards and TD in 13-13 tie vs. Ohio State . . . Caught 2 passes for 64 yards in 42-13 romp over Mississippi . . . Played on opposite side of Bears' first rounder Wendell Davis for Tigers.

**COLLEGIATE: JUNIOR** — Caught 17 passes for 238 yards (14.0 avg) and 3 TD's . . . Best games were vs. Florida (2 for 38 and 1 TD); Kentucky (3 for 55); and Mississippi State (2 for 40) . . . Also had TD grab vs. Notre Dame . . .

**SOPHOMORE** — Started every game and had best statistical year, catching 35 passes for 473 yards — a team high . . . Caught 5 passes for 87 yards vs. Mississippi State and 3 for 78 vs. Notre Dame . . .

**FRESHMAN** — Backed up Herman Fontenot (Browns) but finished with 20 catches for 390 yards and 3 TD's . . . Career-long 60-yard catch against Kentucky . . . Redshirted in 1983.

**PERSONAL:** All-state receiver at Bogalusa (LA) H.S. — same school as Bears DL Sean Smith . . . Physical education major.

#### Magee's College Stats

Year/Club	No	Yds	Receiving		
			Avg	LG	TD
1987 Tigers	20	327	16.4	43	2
1986 Tigers	17	238	14.0	36	3
1985 Tigers	35	473	13.5	49	0
1984 Tigers	20	390	19.5	60	3
Career	92	1428	15.5	60	8

## JOEL PORTER 75

Offensive Tackle    Baylor                      Rookie

Ht: 6-3                      Wt: 265                      Born: 9/11/65  
Arkadelphia, ARK

Acquisition: Selected in 10th round (273rd pick) of 1988 draft.



**SENIOR SEASON:** All-Southwest Conference second-team selection . . . Finished career as four-year starter and one of school's top lineman of all-time . . . Can play both right and left side of ball and also guard as well as tackle . . . Bench presses 585 pounds.

**COLLEGIATE: JUNIOR** — Consensus all-SWC first team choice . . . Helped team to Bluebonnet Bowl following season . . .

**SOPHOMORE** — Starter who aided team to berth in Liberty Bowl . . . **FRESHMAN** — Emerged as starter becoming only rookie starter on team . . . Redshirted in 1983 . . . Missed just three games in entire career.

**PERSONAL:** Deans list student who earned a degree in sociology . . . Aspires a career as college professor . . . Prep all-American, heavily recruited player from Arkadelphia (Ark) H.S. . . . Parents live in Fort Worth.

## STEVE FORCH 96

Linebacker                      Nebraska                      Rookie

Ht: 6-2                      Wt: 230                      Born: 12/29/64  
McCook, NE

Acquisition: Selected in 11th round (291st player) of 1988 draft.



*inch. continued*

**SENIOR SEASON:** Came back from 1986 arthroscopic shoulder surgery to have productive senior season. . . Involved in 74 tackles to rank second on squad. . . Played inside linebacker. . . Named UPI all-Big Eight. . . Had 2 interceptions, including theft in closing minutes of 35-28 win over Arizona State. . . Had 7 tackles and 1 pass defended in Fiesta Bowl.

**COLLEGIATE: JUNIOR** — Redshirted 1986 season due to shoulder injury. . . Made 10 tackles as reserve linebacker in 1985 when he was a true junior. . . **SOPHOMORE** — Had 5 solos and 3 assists as reserve/special teams player. . . **FRESHMAN** — Recorded 1 tackle while seeing action in 2 games.

**PERSONAL:** All-state linebacker and guard at Lincoln East High School. . . Criminal Justice major. . . Father is longtime basketball coach at Lincoln East.

Year/Club	Forch's College Stats					
	Int Yds	Tkls Solo	Fum Rec	Force Fum	Tkls Loss	Sacks Yds
1987 Huskers	2/9	74/37	1	0	0/0	0/0
1985 Huskers	0/0	10/6	0	0	0/0	0/0
1984 Huskers	0/0	8/5	0	0	0/0	0/0
1983 Huskers	0/0	1/1	0	0	0/0	0/0
<b>Career</b>	<b>2/9</b>	<b>93/49</b>	<b>1</b>	<b>0</b>	<b>0/0</b>	<b>0/0</b>



## GREG CLARK 98

Linebacker Arizona State Rookie

Ht: 6-1 Wt: 221 Born: 3/5/65  
Torrance, CA

**Acquisition:** Selected in the 12th round (329th player) of 1988 draft.

**SENIOR SEASON:** Led Sun Devils in tackles with 141 while earning honorable mention all-American and first-team all-Pac Ten honors. . . Had 21 tackles, 11 solos against Arizona; and 18 versus both Nebraska and Washington. . . Also forced 2 fumbles and recovered one. . . Played inside at ASU but can also play outside. . . Known for his aggressiveness.

**COLLEGIATE: JUNIOR** — Team-leader in tackles with 136 in first year as starter. . . Honorable mention all-Pac Ten. Team's defensive MVP. Had 18 tackles in season opener vs. Michigan State. Recorded 14 stops against both Oregon and USC. Defensive signal caller. **SOPHOMORE** — Had 37 tackles as top reserve. **FRESHMAN** — One of few true freshman to play in '84, finishing with 14 tackles.

**PERSONAL:** Sociology major. . . Football, wrestling and track star at North High School in Torrance, CA. . . 44 of 150 tackles as senior were behind line of scrimmage.

Year/Club	Clark's College Stats				
	Int Yds	Tkls Solo	Fum Rec	Force Fum	Sack Yds
1987 Sun Devils	0/0	141/80	1	2	1/7
1986 Sun Devils	1/7	136/73	0	1	1/11
1985 Sun Devils	0/0	37/20	0	0	0/0
1984 Sun Devils	0/0	14/8	0	0	0/0
<b>Career</b>	<b>1/7</b>	<b>328/181</b>	<b>1</b>	<b>3</b>	<b>2/18</b>

# FREE AGENTS

**MIKE BARNARD 67 T 6-5 265 Rookie San Jose St.**

**Acquisition:** FA 5/4/88

**Born:** 12/26/64, Sebastopol, CA

AP honorable mention all-America as senior. First team all-Pacific Coast conference selection. Played 2230 consecutive offensive downs dating back to second game of 1985 season (34 games). Used at both guard and tackle. Four-year letterman who was redshirted in '83.

**WILLIAM BELL 21 DB 6-0 193 Rookie Hawaii**

**Acquisition:** FA 5/9/88

**Born:** 2/20/65, Peru, IN

Second team all-WAC choice as senior. CoSIDA Academic all-American (2nd team). Four-year letterman who was recruited out of high school as quarterback. Has college experience on offense and defense. Led team in tackles as senior with 83. Rushed for 58 yards on 19 carries and had three catches for 15 yards as junior. Versatile athlete with good quickness.

**LOUIS BERRY 14 P 5-11 180 1st Year Florida State**

**Acquisition:** FA 5/6/88

**Born:** 8/21/65, Panama City, FL

Had free agent try-out with San Francisco in '87. Averaged 42.0 yards per punt as senior. Three-time all-South Independent selection. AP honorable mention all-American. Earned all-state honors with 42.4 average at Mosley HS in Panama City, FL. Uncle, John James, punted for Atlanta Falcons.

**KEITH BLUE 64 G 6-2 250 Rookie Western Illinois**

**Acquisition:** FA 5/9/88

**Born:** 12/15/64, Chicago Heights, IL

Two-time 1st team all-Gateway choice. Co-Offensive Player of the Year for Leathernecks as senior. AP second team all-American. Prepped at Marian Catholic in Chicago Heights, IL.

**JEFF BURGER 8 QB 6-0 212 Rookie Auburn**

**Acquisition:** FA 5/6/88

**Born:** 5/22/65, Cedartown, GA

Owens Tiger records for season completion percentage (66.7%) and career completion percentage (61.5%). Named 1987 SEC "Player of the Year". First team all-SEC selection. Became full-time starter in 1986 after playing reserve role as sophomore. Career stats: 538 attempts, 331 completions, 4082 yards, 24 TD's. All-State player at Cedartown (GA) High.

**JERRY DECKARD 38 S 6-1 216 Rookie Oklahoma State**

**Acquisition:** FA 5/6/88

**Born:** 5/10/65, Nacogdoches, TX

Finished senior year with 107 tackles (71 solos). Two-time second team all-Big Eight selection. Collected 10 tackles and 1 interception in 1987 Sun Bowl. Big Eight "Defensive Player of the Week" for interception return for TD versus Nebraska in '86. Third team all-America as junior.

**RICHARD EHMKE 19 K 5-10 170 Rookie Eastern Illinois**

**Acquisition:** FA 5/19/88

**Born:** 11/30/65, El Cajon, CA

Two-time all-Gateway selection. Holds EIU record for longest field goal (58 yards) and most field goals in a game (5). Junior college transfer from Grossmont CC in El Cajon, CA. Second team JUCO all-American in '85. Set collegiate record with 5 FG's in one quarter and kicked 40-plus FG's in eight consecutive games. LA Times "Kicker of the Year" while at Valhalls (CA) High.

**ERIC JEFFRIES 31 CB 5-10 161 1st Year Texas**

**Acquisition:** FA 5/8/88

**Born:** 7/25 64, Springfield, MO

Rejoined Bears during replacement games after being waived in '87 training camp. Was Bears' 12th round selection (334th player) of 1987 draft. Saw action in one game during strike. Started all 11 games for Longhorns as senior after playing in 10 games as junior. Active in three sports (football, basketball and track) at LBJ High School in Austin, Texas.

**TIM LASHAR 12 K 5-9 157 2nd Year 2nd Year Oklahoma**

**Acquisition:** FA 5/8/88

**Born:** 9/5/64,

Became member of Bears during strike and played in all 3 replacement games, registering 3 field goals. Had '87 try-out with the Los Angeles Rams. Four-year performer for Sooners from 1982-86. All-Big Eight selection as senior. AP honorable mention all-America. Attended Barrington (IL) High School for three years before transferring to Plano (TX) High.

**DAVID LILJA 96 TE 6-4 240 1st Year Indiana**

**Acquisition:** FA 4/9/88

**Born:** 8/14/64, Palos Park, IL

Free Agent with Miami in '87. Waived from IR after 6th league game. Recorded 15 catches for 199 yards in final year as Hoosier. Had 10 catches for 108 yards vs. Navy in '85, falling one short of IU receptions/game record. Best year came as sophomore: 43 receptions, 540 yards. Brother, George, plays center for Dallas Cowboys. Prepped at Carl Sandburg (IL) High.

**LORENZO LYNCH 43 CB 5-9 199 2nd Year Cal-State Sacramento**

**Acquisition:** FA 7/18/87

**Born:** 4/6/63, Oakland, CA

Re-signed during strike after having previous try-out with Bears in '87 training camp. Had brief stint in Cowboys' '87 camp. Injured shoulder in second non-union game and spent remainder of season on IR. Played two years at Sacramento State, earning Division II all-American honors as senior. Attended Oakland (CA) High School.

**MIKE McBRIDE 60 G 6-2 284 Rookie Texas Tech**

**Acquisition:** FA 5/4/88

**Born:** 9/5/64, Brownwood, TX

Starter the past two seasons after splitting time during sophomore year. Tabbed consensus 1st team all-Southwest Conference as senior. Missed remainder of '85 season after suffering severe ankle sprain in fifth game. Redshirted as freshman in '83. Played at Lewisville (TX) High.

**ANTHONY MOSLEY 46 RB 5-9 204 1st Year Fresno State**

**Acquisition:** FA 6/10/87

**Born:** 6/17/65, Selma, CA

Played in two games with Bears last season as non-union player. Rushed for 80 yards on 18 attempts. Required knee surgery for injury suffered in second replacement game. Good short yardage runner who finished 3rd on team in rushing as senior at Fresno. Prepped at Selma (CA) High School.

**JON NORRIS 67 DT 6-3 264 2nd Year American International**

**Acquisition:** FA 5/8/88

**Born:** 11/1/62, Wales, Great Britain

Starting defensive end during strike games. Recorded 14 tackles and 2 sacks. Participated in Denver Dynamite's (Arena) training camp in '87. Signed as Free Agent by New England in '85 but was waived prior to season. Four-year starter in college. Tabbed defensive MVP as senior. Prepped at Stratford (CT) High School.

**BRENT NOVOSELSKY 98 TE 6-3 232 Rookie Pennsylvania**

**Acquisition:** FA 5/4/88

**Born:** 1/8/66, Skokie, IL

Three-year performer for Quakers. Earned 2nd team all-Ivy League honors after 15 catch (174 yards) effort as senior. Led all receivers with 18 catches for 337 yards in '86. First team all-Ivy selection. Best game of career was 3 TD performance vs. Navy as junior. Football and baseball star at Niles (IL) North H.S.

**VOTIE PATTERSON 94 WR 5-11 185 1st Year West Texas State**

**Acquisition:** FA 5/9/87

**Born:** 3/11/64, Fresno, CA

Injured knee in training camp last year and remained on IR for entire season. Missed four games in final year at West Texas because of separated shoulder. Caught school record 12 TD's despite injury. Attended Fresno Junior College before transferring. Attended Fresno (CA) Bullard H.S.

**MICKEY PRUITT 46 LB/S 6-1 206 Rookie Colorado**

**Acquisition:** FA 5/12/88

**Born:** 1/10/65, Chicago, IL

Three-year starter. Three-time all-Big Eight selection. AP honorable mention all-American as senior. Sports Illustrated's "Athlete of the Week" for 18-yd interception return for TD vs. Washington State which decided game. Holds school record for most tackles by DB in season with 116 set in '87. Played in 10 games as freshman, including eight starts. Was all-state receiver, running back and punt returner at Chicago's Robeson High School.

**JOHN SHANNON 75 DT 6-3 269 Rookie Kentucky**

**Acquisition:** FA 5/17/88

**Born:** 1/18/65, Devon, KY

Full-time starter as senior after splitting time during junior outing. Collected 64 tackles (25 solos) and 2 sacks in final year as Wildcat. Participated in 10 games including the Hall of Fame Bowl in '84. Accounting major. Attended Boone County (KY) High School.

**BRYAN SIEBLER 30 S 5-11 192 Rookie Nebraska**

**Acquisition:** FA 5/2/88

**Born:** 4/10/64, Fremont, Nebraska

Free Agent in '87 with Bears and was waived after mini-camp. Tackled 51 opponents and intercepted 3 passes to share team lead in senior year. Academic all-district with 3.7 GPA while majoring in mathematics. Has experience at both safety and cornerback positions. Attended Fremont (NE) High School.

**KEITH SMITH 60 DE 6-5 273 1st Year Texas-El Paso**

**Acquisition:** FA 5/8/88

**Born:** 2/18/58, New York, NY

Joined Bears during strike but did not see action due to broken arm suffered in practice. Played for Denver Dynamite Arena Football League in 1987. Waived during Redskins' training camp in '85. Three-year starter at UTEP (1982-84) after finishing two years at Westchester Community College. Attended DeWitt Clinton HS in New York City.

**PHIL SOLATKA 64 DT 6-2 242 Rookie Eastern Michigan**

**Acquisition:** FA 5/12/88

**Born:** 6/1/64, Blue Island, IL

Part-time starter in '87 because of lingering shoulder injury. Started all 11 games as junior recording 42 tackles. Played in 6 games in '85. Completed full season at Moraine Valley Community College in Palos Hills, IL before transferring to EMU. Prepped at Eisenhower (IL) High.

**ERIC STARR 30 RB 5-9 199 Rookie****North Carolina****Acquisition: FA 5/6/88****Born: 2/2/66, Ellenboro, NC**

Tar Heels' leading ground gainer last year with 550 yards on 142 carries. Used as punt and kick returner throughout college career. Best game of career came against Duke in '86, resulting in 184 yard (17 carries) effort off of the bench. Was defensive back in first two years. Rushed for over 1000 yards as both a junior and senior at East Rutherford High School.

**CURTIS STEWART 39 RB 5-11 208 Rookie****Auburn****Acquisition: FA 5/6/88****Born: 6/4/63, Montgomery, AL**

Part-time starter for Tigers at tailback as senior. Gained 181 yards on 54 carries and 2 TD's. Redshirted in 1986. Played in 5 games in '85 and had career high 199 yards rushing. Speedy, versatile back. Jefferson Davis (AL) High School graduate.

**PHIL WEBB 45 RB 5-11 206 Rookie****Michigan****Acquisition: FA 5/2/88****Born: 3/15/65, Romeo, MI**

Returned 11 kick-offs 203 yards and rushed for 138 yards (33 attempts) in final year as Wolverine. Primary back-up to Jamie Morris. Saw action in seven games in '86, gaining 32 yards on 10 carries. Had Michigan's longest TD run from scrimmage in '85, a 65-yard run vs. Purdue. Track and football star from Romeo (MI) H.S.

**DARRIN WOODY 39 CB 5-11 183 Rookie****Virginia Union****Acquisition: FA 5/18/88****Born: 10/9/65, Wilmington, DE**

Two-time 1st team all-Central Intercollegiate Athletic Association selection. Chosen twice to Virginia all-state team. Defensive star for Panthers who recorded 13 interceptions in final two years. Also used as punt and kick returner. Recreation major. Two-time all-state performer as running back at Mount Pleasant (DE) High.

**DAN YOUNG 65 DT 6-1 228 Rookie****Virginia Military Institute****Acquisition: FA 5/3/88****Born: 4/4/66, Aliquippa, PA**

Became starter in middle of freshman year. Led down lineman in tackles in previous two years. Three-time first team Academic all-Southern choice. Intercepted two passes, had 3 solos, 5 assists and 1 sack in personal career best vs. Appalachian State. Chosen class Valedictorian. Hometown is same as coach Mike Ditka's.

**THANKSGIVING DAY GAMES****Bears 7-5**

11/29/34 Bears 19, Lions 16  
 11/28/35 Lions 14, Bears 2  
 11/26/36 Lions 13, Bears 7  
 11/28/37 Bears 13, Lions 0  
 11/24/38 Lions 14, Bears 7  
 11/24/47 Bears 34, Lions 14

11/24/49 Bears 28, Lions 7  
 11/26/64 Bears 27, Lions 24  
 11/24/77 Bears 31, Lions 14  
 11/22/79 Lions 20, Bears 0  
 11/27/80 Bears 23, Lions 17  
 11/26/81 Cowboys 10, Bears 9

## INSTANT REPLAY APPROVED FOR 1988

For the third consecutive year, NFL clubs have approved a limited system of Instant Replay on a one-year basis.

The system basically stays the same as in 1987 with the exception that the Replay Official will now be assigned to a regular officiating crew and will attend crew meetings the day before each game. League office personnel will no longer be used as Replay Officials. In 1987, there were 490 plays closely reviewed (defined as a contact to the field, but not necessarily stoppage of play). There were 57 reversals in 210 games for an average of one reversal in each four games. In 1986, there were 374 plays closely reviewed resulting in 38 reversals in 224 games.

In 1986, the system was approved by a 23-4-1 vote. In 1987, the vote was 21-7. In 1988, replay was cleared by a 23-5 margin.

The NFL has discussed Instant Replay in some degree or other since the early 1970s. The League experimented in 1976 and 1978 using two basic frameworks—an independent system using cameras, replay machines, and technicians separate from the network covering the game, and a "no frills" approach using existing television coverage.

In 1985, the NFL used the network feed of nine nationally televised preseason games to experiment with the basic system that later was adopted for 1986 and 1987. A total of 28 plays were examined closely in 1985 (17 confirmed call, 4 were inconclusive, 1 was reversed, and 6 had no replay shown).

### *What is the objective of this system?*

The clubs feel that on certain plays the telecast viewed by the general public should be used to correct an indisputable error. The system will be used to reverse an on-field decision only when the Replay Official has *indisputable visual evidence* available to him that warrants the change.

### *Is the television network carrying the game part of the review process?*

No. Although the Replay Official will be viewing the live network feed, there is no communication to television personnel as to what

plays to show or not to show.

### *What is the step-by-step procedure of play review?*

The Replay Official will view game action and a play will be replayed immediately on one of the two monitors, while the other monitor continues to record the live feed.

The Replay Official makes a determination if further study of the play is needed. If not, there is no contact with the field and play continues without interruption.

If the Replay Official believes an error may have been made, the Umpire will be contacted via a headset.

The Replay Official will watch replay(s) on one or both monitors and complete his review within a reasonable period after the play is over.

The Replay Official will inform the Umpire of his decision, and the Referee will make the appropriate announcement on the wireless microphone.

The limited Instant Replay system concentrates on plays of possession or touching (e.g., fumbles, receptions, interceptions, muffs) and most plays governed by the sidelines, goal lines, end lines, and line of scrimmage (e.g., receiver or runner in or out of bounds, forward or backward passes, breaking the plane of the goal line).

However, the Instant Replay system will *not* include the following fouls: clipping; encroachment and offsides; grasp of facemask; false start; defensive pass interference; offensive pass interference; offensive holding and illegal use of hands; illegal batting or punching ball; illegal block on free kick or scrimmage kick; illegal crackback; illegal motion; illegal use of forearm or elbow; illegal use of hands by defense; illegally kicking the ball; illegally snapping the ball; intentional grounding; member of the punting team downfield early; illegal formation; palpably unfair act; piling on; roughing the passer; running into or roughing the kicker; striking, kicking, or kneeling; unnecessary roughness; unsportsmanlike conduct; and use of the helmet as a weapon.

# FINAL 1987 STATISTICS

## REGULAR SEASON

### RESULTS AND ATTENDANCE (ACTUAL)

WON 11, LOST 4			
Sept. 14	W 34-19	Giants	65,704
Sept. 20	W 20-3	Tampa Bay	63,551
Oct. 4	W 35-3	at Philadelphia	4,074
Oct. 11	W 27-7	Minnesota	32,113
Oct. 18	L 17-19	New Orleans	46,813
Oct. 25	W 27-26	at Tampa Bay	70,747
Nov. 1	W 31-28	Kansas City	63,498
Nov. 8	W 26-24	at Green Bay	53,320
Nov. 16	L 29-31	at Denver	75,783
Nov. 22	W 30-10	Detroit	63,357
Nov. 29	W 23-10	Green Bay	61,638
Dec. 6	W 30-24	at Minnesota	62,331
Dec. 14	L 0-41	at San Francisco	63,509
Dec. 20	L 21-34	Seattle	62,518
Dec. 27	W 6-3	at Raiders	78,019

## SCORING

	TDR	TDP	TDRt	PAT	FG	S	TP
Butler	0	0	0	28/30	19/28	0	85
Gault	0	7	0	0/0	0/0	0	42
Anderson	3	3	0	0/0	0/0	0	36
W. Payton	4	1	0	0/0	0/0	0	30
McKinnon	0	1	2	0/0	0/0	0	18
Boso	0	2	0	0/0	0/0	0	12
Gentry	0	1	1	0/0	0/0	0	12
McMahon	2	0	0	0/0	0/0	0	12
Gayle	0	0	1	0/0	0/0	0	6
Moorehead	0	1	0	0/0	0/0	0	6
Morris	0	1	0	0/0	0/0	0	6
Sanders	1	0	0	0/0	0/0	0	6
Tomczak	1	0	0	0/0	0/0	0	6
Others	2	6	2	10/10	3/4	0	79
BEARS	13	23	6	38/42	22/32	0	356
OPPONENTS	5	24	4	30/33	18/31	0	282

## TEAM STATISTICS

	BEARS	OPPONENTS				
<b>TOTAL FIRST DOWNS</b>	319	261				
Rushing	121	77				
Passing	156	158				
Penalty	42	26				
3rd Down: Made/Att.	73/204	80/226				
4th Down: Made/Att.	12/23	2/13				
<b>TOTAL NET YARDS</b>	5044	4215				
Avg. Per Game	336.3	281.0				
Total Plays	1026	989				
Avg. Per Play	4.9	4.3				
<b>NET YARDS RUSHING</b>	1954	1413				
Avg. Per Game	130.3	94.2				
Total Rushes	485	412				
<b>NET YARDS PASSING</b>	3090	2802				
Avg. Per Game	206.0	186.8				
Tackled/Yards Lost	48/330	70/484				
Gross Yards	3420	3286				
Att./Completions	493/272	507/255				
Completions Pct.	55.2	50.3				
Had Intercepted	24	13				
<b>PUNTS/AVERAGE</b>	62/39.9	86/39.6				
<b>NET PUNTING AVG.</b>	31.3	32.4				
<b>PENALTIES/YARDS</b>	103/821	120/1103				
<b>FUMBLES/BALL LOST</b>	33/20	37/11				
<b>TOUCHDOWNS</b>	42	33				
Rushing	13	5				
Passing	23	24				
Returns	6	4				
<b>SCORE BY PERIODS</b>	<b>1</b> <b>2</b> <b>3</b> <b>4</b> <b>OT</b> <b>Total</b>					
BEARS	72	126	59	99	0	356
OPPONENTS	75	91	67	49	0	282

## RUSHING

	NO	YDS	AVG	LG	TD
Anderson	129	586	4.5	138	3
W. Payton	146	533	3.7	17	4
Sanders	23	122	5.3	17	1
McMahon	22	88	4.0	13	2
Thomas	25	88	3.5	18	0
Tomczak	18	54	3.0	10	1
Gentry	6	41	6.8	12	0
Subey	7	24	3.4	6	0
Gault	2	16	8.0	9	0
Harbaugh	4	15	3.8	9	0
Marshall	1	1	1.0	1	0
Perry	1	0	0.0	0	0
Others	101	386	3.8	28	2
BEARS	485	1954	4.0	138	13
OPPONENTS	412	1413	3.4	25	5

## RECEIVING

	NO	YDS	AVG	LG	TD
Anderson	47	467	9.9	159	3
Gault	35	705	20.1	156	7
W. Payton	33	217	6.6	16	1
McKinnon	27	406	15.0	33	1
Moorehead	24	269	11.2	27	1
Morris	20	379	19.0	142	1
Boso	17	188	11.1	31	2
Gentry	17	183	10.8	138	1
Subey	7	54	7.7	12	0
Sanders	3	53	17.7	25	0
Others	42	499	11.9	28	6
BEARS	272	3420	12.6	159	23
OPPONENTS	255	3286	12.9	175	24

## PLACE KICKING

FIELD GOALS	1-19	20-29	30-39	40-49	50+
Butler	0/0	11/11	5/5	1/6	2/6
Lashar	0/0	3/3	0/0	0/1	0/0
BEARS	0/0	14/14	5/5	1/7	2/6
OPPONENTS	0/0	6/8	4/9	8/13	0/1



## INTERCEPTIONS

	NO	YDS	AVG	LG	TD
Duerson	3	0	0.0	0	0
Rivera	2	19	9.5	15	0
Phillips	2	1	0.5	1	0
Douglass	2	0	0.0	0	0
Gayle	1	20	20.0	120	1
V. Jackson	1	0	0.0	0	0
Other	2	29	14.5	123	1
BEARS	13	69	5.3	123	2
OPPONENTS	24	334	13.9	170	1

## PUNTING

	NO	YDS	AVG	LG	BLK
Barnhardt, Chi.	6	236	39.3	0	2
Brown	18	742	41.2	4	4
Wagner	36	1461	40.6	4	9
BEARS	62	2439	39.3	8	15
OPPONENTS	86	3408	39.6	7	16

## PUNT RETURNS

	Ret	FC	YDS	AVG	LG	TD
McKinnon	40	4	405	10.1	194	2
Duerson	1	1	10	10.0	10	0
Others	9	1	69	7.7	16	0
BEARS	50	6	484	9.7	194	2
OPPONENTS	26	7	339	11.0	183	1

## KICKOFF RETURNS

	NO	YDS	AVG	LG	TD
Gentry	25	621	24.8	188	1
Sanders	20	349	17.5	42	0
T. Bell	1	18	18.0	18	0
Suhay	1	9	9.0	9	0
Others	10	196	19.6	37	0
BEARS	57	1193	20.9	188	1
OPPONENTS	58	1054	18.2	42	0

**BUTLER:** (24G, 25G) (50N, 55N) ( ) ( ) (47N) (27G, 52N) (47N, 48N, 27G, 29G, 24G, 52G) (42G) (31G, 37G, 29G) (21G, 27G, 52G) (23G, 26G, 30G) (40N) (53N, 48N) (38G, 30G)

**LASHAR:** ( ) ( ) ( ) (42N, 26G, 27G) (22G)

**BEARS:** (24G, 25G) (50N, 55N) ( ) (42N, 26G, 27G) (22G) (47N) (27G, 52N) (47N, 48N, 27G, 29G, 24G, 52G) (42G) (31G, 37G, 28G) (21G, 27G, 52G) (23G, 26G, 30G) (40N) (53N, 48N) (38G, 30G)

**OPPONENTS:** ( ) (43G, 46N) (42N, 27G) (31N) (33N, 48G, 31G, 42G, 21G) (46G, 37G) (35N) (39N, 26N, 47G) (27G) (36G) (42N, 32G, 50N, 37N) (26N, 27G) (20G, 45G) (45G, 29G) (48G, 44N, 46N)

## PASSING

	ATT	CMP	YDS	CMP%	YDS/ATT	TD	TD%	INT	INT%	LG	SACK/LOST	RATING
McMahon	210	125	1639	59.5	7.80	12	5.7	8	3.8	159	22/136	87.4
Tomczak	178	97	1220	54.4	6.85	5	2.8	10	5.6	156	9/ 59	62.0
Harbaugh	11	8	62	72.7	5.64	0	0.0	0	0.0	21	4/ 45	86.2
W. Payton	1	0	0	0.0	0.00	0	0.0	1	100.0	0	0/ 0	0.0
Others	93	42	799	45.1	5.37	6	6.5	5	5.4	28	13/ 90	62.4
BEARS	493	272	3420	55.2	6.94	23	4.7	24	4.9	159	48/330	72.2
OPPONENTS	507	255	3286	50.3	6.48	24	4.7	13	2.6	175	70/484	76.1

## FINAL DEFENSIVE STATISTICS

PLAYER	TOTAL	SOLO	ASSISTS	PD'S	FR'S	FC	BL	SACKS/YDS.
Dave Duerson	116	63	53	5	1	1	0	2 / 8
Todd Bell	72	40	32	2	1	1	0	1 / 4
Wilber Marshall	93	53	40	6	1	2	0	5 / 22
Otis Wilson	44	17	27	2	0	0	0	6.5/52
Mike Singletary	108	55	53	4	1	3	0	2 / 14
Richard Dent	34	18	16	3	1	4	0	13.5/94
William Perry	55	25	30	2	0	0	0	3 / 25
Steve McMichael	57	29	38	2	0	1	0	7.5/35
Reggie Phillips	32	17	15	12	0	0	0	0 / 0
Dan Hampton	30	16	14	2	0	1	1	3.5/18
Vestee Jackson	39	19	20	12	0	2	0	0 / 0
Gary Fencik	7	4	3	0	0	0	0	0 / 0
Jim Morrissey	0	0	0	0	0	0	0	0 / 0
Will Johnson	1	0	1	0	0	0	0	0 / 0
Maurice Douglass	13	10	3	3	0	0	0	0 / 0
Ron Rivera	38	18	20	2	0	0	0	1 / 0
Al Harris	21	12	9	4	0	0	2	1 / 7
Sean Smith	2	1	1	0	0	0	0	0 / 0
Mike Richardson	30	21	9	7	0	0	0	0 / 0
Shaun Gayle	9	1	8	3	0	0	0	0 / 0
Dick Chapura	2	0	2	0	0	0	0	0 / 0

**Game 1**  
**Bears 34, New York Giants 19**  
**Soldier Field 65,704**  
**September 14, 1987**

**NEW YORK** . . . . . 7 0 6 6 — 19  
**CHICAGO** . . . . . 3 7 14 10 — 34

**BEARS** — Flynn, recovered blocked punt in end zone (Allegre kick). **BEARS** — Tomczak, one yard run (Butler kick), (15 plays, 80 yards). **BEARS** — Morris, 42-yard pass from Tomczak (Butler, kick), (4 plays, 55 yards). **BEARS** — Gault, 56-yard pass from Tomczak (Butler, kick), (1 play, 56 yards). **GIANTS** — Kinnard, 70-yard interception return (kick blocked). **BEARS** — McKinnon, 94-yard punt return (Butler, kick). **GIANTS** — Robinson, 5-yard pass from Simms (snap fumbled, kick failed), (10 plays, 73 yards). **BEARS** — Butler, 25-yard field goal (11 plays, 53 yards).

<b>Team Statistics</b>	<b>Giants</b>	<b>Bears</b>
First Downs . . . . .	14	17
Total Net Yards . . . . .	203	416
Rushes/Net Yards . . . . .	20/81	39/124
Net Passing . . . . .	128	292
Passes (Att/Com) . . . . .	30/15	34/20
Had Intercepted . . . . .	1	2
Punts/Average . . . . .	9/42.1	5/34.0
Return Yardage . . . . .	198	260
Penalties/Yards . . . . .	4/19	4/31
Fumbles/Lost . . . . .	2/1	1/0
Sacks/Yards . . . . .	0/0	9/59
Possession Time . . . . .	24:49	35:11

**RUSHING**

**BEARS** — Anderson 13-62; Payton 18-42; Thomas 4-10; Tomczak 3-5; Gentry 1-5.

**GIANTS** — Morris 14-54; Adams 2-14; Galbreath 1-11; Carthon 2-4; Rutledge 1-2; Simms 1-6.

**RECEIVING**

**BEARS** — Anderson 6-81; Gault 3-75; R. Morris 2-61; Moorehead 3-43; Payton 3-12; Suhey 2-11; McKinnon 1-9.

**GIANTS** — Bavaro 5-86; Manuel 3-41; Robinson 2-18; Anderson 1-9; Balter 1-9; Galbreath 1-7; Carthon 1-7; J. Morris 1-4.

**PASSING**

**BEARS** — Tomczak 20-34-292; 2 TD; 2 Int.  
**GIANTS** — Simms 15-28-181; 1 TD; 0 Int.; Rutledge 0-2-0.

**INTERCEPTIONS**

**GIANTS** — Kinnard 1-70; Welch 1-7.

**SACKS**

**BEARS** — Marshall 3; Singletary 2; Wilson 1; Bell 1; Hampton 1; Dent 1.

**Game 2**  
**Bears 20, Tampa Bay 3**  
**Soldier Field 63,551**  
**September 20, 1987**

**TAMPA BAY** . . . . . 0 3 0 0 — 3  
**CHICAGO** . . . . . 7 7 0 6 — 20

**BEARS** — Payton, 1-yard run (Butler, kick) (9 plays, 78 yards). **BUCS** — Igwebuikwe, 43-yard field goal (9 plays, 42 yards). **BEARS** — Anderson, 27-yard run (Butler kick) (9 plays, 76 yards). **BEARS** — Payton, 9-yard pass from Tomczak (bad snap, no PAT), (7 plays, 65 yards).

<b>Team Statistics</b>	<b>Bucs</b>	<b>Bears</b>
First Downs . . . . .	18	18
Total Net Yards . . . . .	262	301
Rushes/Net Yards . . . . .	25/89	36/168
Net Passing . . . . .	173	133
Passes (Att/Com) . . . . .	40/19	27/15
Had Intercepted . . . . .	2	2
Punts/Average . . . . .	7/47.8	5/42.8
Return Yardage . . . . .	72	120
Penalties/Yards . . . . .	9/100	8/65
Fumbles/Lost . . . . .	2/2	2/2
Sacks/Yards . . . . .	1/17	4/36
Possession Time . . . . .	28:21	31:39

**RUSHING**

**BEARS** — Anderson 16-117; Payton 15-24; Sanders 2-11; Tomczak 1-10.

**BUCS** — Wilder 17-80; Austin 7-9; DeBerg 1-0.

**RECEIVING**

**BEARS** — Moorehead 6-53; Gault 1-46; Anderson 4-28; Morris 1-15; McKinnon 1-6; Payton 2-2.  
**BUCS** — Carter 4-55; Austin 4-36; Magee 3-34; Wilder 4-29; Hall 1-14; Freeman 1-14.

**PASSING**

**BEARS** — Tomczak 15-27-150; 1 TD; 2 int.  
**BUCS** — DeBerg 18-36-195; 0 TD; 2 int.

**INTERCEPTIONS**

**BEARS** — Phillips 1-1; Jackson 1-0.  
**BUCS** — Kemp 1-11; Jones 1-0.

**SACKS**

**BEARS** — Wilson 2; Perry 1; Dent 1.  
**BUCS** — Team 1.

**Game 3**  
**Bears 35, Philadelphia 3**  
 Veterans Stadium 4,074  
 October 4, 1987

**CHICAGO** ..... 7 28 0 0 — 35  
**PHILADELPHIA** ..... 0 3 0 0 — 3

**BEARS** — Heimuli, 9-yard pass from Hohensee (Lashar kick), (7 plays, 34 yards). **EAGLES** — Jacobs, 27-yard field goal (8 plays, 28 yards). **BEARS** — Kozlowski, 20-yard pass from Hohensee (Lashar kick) (6 plays, 64 yards). **BEARS** — Brewer, 1 yard run (Lashar kick), (2 plays, 27 yards). **BEARS** — Mosley 9-yard blocked punt return. **BEARS** — Kindt, 3-yard pass from Hohensee (Lashar kick) (9 plays, 64 yards).

Team Statistics	Eagles	Bears
First Downs	14	22
Total Net Yards	170	318
Rushes/Net Yards	29/105	35/134
Net Passing	65	184
Passes (Att/Com)	36/14	33/17
Had Intercepted	0	1
Punts/Average	8/30.0	5/40.8
Return Yardage	135	96
Penalties/Yards	4/24	12/70
Fumbles/Lost	5/2	2/1
Sacks/Yards	4/24	11/70
Possession Time	29:26	30:34

**RUSHING**

**BEARS** — Mosley 8-28; S. Payton 1-28; Heimuli 6-24; Harris 2-21; Clark 4-12; Hohensee 5-11; Brewer 8-9; Wolden 1-1.

**EAGLES** — Robinson 11-58; Brown 11-34; Grant 1-20; Clemons 2-0; Tinsley 1-1; Merkens 3-8.

**RECEIVING**

**BEARS** — Kozlowski 5-65; Heimuli 3-31; Knapczyk 2-31; Wolden 1-26; Mullen 1-20; Brewer 1-14; Kindt 2-10; Bowers 1-6.

**EAGLES** — Grant 4-48; Repko 3-26; Bailey 2-20; Siano 2-20; Brown 2-17; Bowman 1-4.

**PASSING**

**BEARS** — Hohensee 12-22-157; 3 TD; 1 int.; S. Payton 5-11-51; 0 TD; 0 int.

**EAGLES** — Tinsley 7-22-65; 0 TD; 0 int.; Merkens 7-14-70; 0 TD; 0 int.

**INTERCEPTIONS**

**EAGLES** — Kullman 1-13.

**SACKS**

**BEARS** — Althoff 3; McInerney 3; Norvell 2; Bell 1; Morris 1; Norris 1; Teafatiller 1.

**EAGLES** — Battaglia 1; Mitchell 1; Grooms 1; Phillips ½; Avers ½.

**Game 4**  
**Bears 27, Minnesota 7**  
 Soldier Field 32,111  
 October 11, 1987

**MINNESOTA** ..... 0 0 0 7 — 7  
**CHICAGO** ..... 0 7 10 10 — 27

**BEARS** — Kozlowski, 9-yard pass from Hohensee (Lashar kick), (12 plays, 80 yards). **BEARS** — Brewer, 1-yard run (Lashar kick), (11 plays, 63 yards). **BEARS** — Lashar, 26-yard field goal, (5 plays, 27 yards). **VIKINGS** — Brim, 11-yard pass from Adams (Dawson kick), (8 plays, 71 yards). **BEARS** — McCray, 23-yard interception return (Lashar kick).

Team Statistics	Vikings	Bears
First Downs	15	26
Total Net Yards	151	344
Rushes/Net Yards	22/43	41/185
Net Passing	108	159
Passes (Att/Com)	32/15	31/16
Had Intercepted	1	0
Punts/Average	5/38	5/41.6
Return Yardage	124	70
Penalties/Yards	9/80	9/82
Fumbles/Lost	3/1	3/1
Sacks/Yards	4/27	9/27
Possession Time	24:33	35:27

**RUSHING**

**BEARS** — Heimuli 13-67; Mosley 10-52; Hohensee 4-45; Brewer 8-12; Wolden 1-7; F. Harris 4-2; Brown 1-0.

**VIKINGS** — Wilson 4-13; Walker 2-11; Adams 4-10; Womak 5-7; Thomas 6-4; Brim 1-2.

**RECEIVING**

**BEARS** — Kozlowski 7-87; Kindt 3-24; Knapczyk 1-22; Heimuli 1-17; Mosely 2-16; Glasgow 1-11; Brewer 1-9.

**VIKINGS** — Brim 8-99; Parks 3-46; May 1-22; Thomas 2-13; Daugherty 1-8.

**PASSING**

**BEARS** — Hohensee 16-30-186; 1 TD; 0 int.

**VIKINGS** — Adams 15-29-178; 1 TD; 0 int.; L. Miller 0-3-0; 1 int.

**INTERCEPTIONS**

**BEARS** — McCray 1-23.

**Vikings** — None.

**SACKS**

**BEARS** — McInerney 3½; Bell 1½; Norvell 1½; Althoff 1½; January 1.

**VIKINGS** — Mays 2; Coleman 1; Walker 1.

**Game 5**  
**New Orleans 19, Bears 17**  
**Soldier Field 46,813**  
**October 18, 1987**

**NEW ORLEANS** ..... 0 10 3 6 — 19  
**CHICAGO** ..... 10 7 0 0 — 17

**BEARS** — Lashar, 22-yard field goal (4 plays, 4 yards). **BEARS** — Brewer, 8-yard pass from Bradley (Lashar kick), (1 play, 8 yards). **SAINTS** — Kempf, 48-yard field goal (6 plays, 20 yards). **BEARS** — Kozlowski, 18-yard pass from Bradley (Lashar kick), (2 plays, 18 yards). **SAINTS** — Martin, 14-yard pass from Fourcade (Kemp kick), (6 plays, 51 yards). **SAINTS** — Kempf, 31-yard field goal (4 plays, 8 yards). **SAINTS** — Kempf, 42-yard field goal (5 plays, 16 yards). **SAINTS** — Kempf, 21 yard field goal (12 plays, 77 yards).

Team Statistics	Saints	Bears
First Downs	18	11
Total Net Yards	291	133
Rushes/Net Yards	40/112	25/67
Net Passing	179	66
Passes (Att/Com)	35/16	29/9
Had Intercepted	1	4
Punts/Average	6/42.7	9/36.7
Return Yardage	110	128
Penalties/Yards	6/68	3/18
Fumbles/Lost	5/2	1/0
Sacks/Yards	5/39	3/19
Possession Time	34:13	25:47

**RUSHING**

**BEARS** — Heimuli 15-37; Brewer 8-34; Clark 1-1; Bradley 1-3.

**SAINTS** — Beverly 19-46; Fourcade 8-38; Batiste 8-18; Rodenberger 4-7; Riordan 1-3.

**RECEIVING**

**BEARS** — Kozlowski 3-47; Brewer 3-33; Mullen 1-13; Knapczyk 1-9; Heimuli 1-3.

**SAINTS** — Martin 5-84; Dawsey 4-44; Waters 2-25; Thomas 1-14; Scott 2-12; Rodenberger 1-11; Beverly 1-8.

**PASSING**

**BEARS** — Bradley 6-18-77; 2 TD; 3 Int.; S. Payton 3-11-28; 0 TD, 1 Int.

**SAINTS** — Fourcade 16-34-198; 1 TD; 1 Int.; Riordan 0-1-0.

**INTERCEPTIONS**

**BEARS** — Norris 1-6.

**SAINTS** — Sutton 3-42; Mack 1-3.

**SACKS**

**BEARS** — McInerney 1; Bell 1; Norris 1.

**SAINTS** — McCoy 2; Leach 1½; Taylor ½

**Game 6**  
**Bears 27, Tampa Bay 26**  
**Tampa Stadium 70,747**  
**October 25, 1987**

**CHICAGO** ..... 0 14 0 13 — 27  
**TAMPA BAY** ..... 20 3 3 0 — 26

**BUCS** — Magee, 7-yard pass from DeBerg (Igwebuikie kick), (14 plays, 80 yards). **BUCS** — Smith 28-yard pass from DeBerg (Igwebuikie kick) (4 plays, 73 yards). **BUCS** — Moss, fumble recovery in end zone (PAT blocked by Harris). **BEARS** — Anderson, 38-yard run (Butler kick), (4 plays, 65 yards). **BEARS** — McKinnon, 65-yard punt return (Butler kick). **BUCS** — Igwebuikie, 46-yard field goal (12 plays, 52 yards). **BUCS** — Igwebuikie, 37-yard field goal (9 plays, 52 yards). **BEARS** — McMahon, 1-yard run (Butler kick wide right), (10 plays, 85 yards). **BEARS** — Anderson, 6-yard pass from McMahon (Butler kick), (6 plays, 71 yards).

Team Statistics	Bucs	Bears
First Downs	20	19
Total Net Yards	285	300
Rushes/Net Yards	26/101	14/91
Net Passing	184	209
Passes (Att/Com)	38/25	34/23
Had Intercepted	0	1
Punts/Average	5/32.8	2/40.5
Return Yardage	32	89
Penalties/Yards	11/75	10/58
Fumbles/Lost	4/0	4/3
Sacks/Yards	4/31	7/65
Possession Time	35:22	24:38

**RUSHING**

**BEARS** — Anderson 6-52; Payton 6-30; McMahon 2-9.

**BUCS** — Wilder 19-75; Smith 6-26; DeBerg 1-0.

**RECEIVING**

**BEARS** — Gault 4-67; Morris 3-55; Anderson 7-45; Boso 2-35; McKinnon 3-25; Moorehead 2-13; Payton 2-0.

**BUCS** — Magee 6-98; Smith 3-47; Hall 4-32; Carrier 2-20; Miller 1-16; Freeman 1-16.

**PASSING**

**BEARS** — McMahon 17-24-195; 1 TD; 1 Int.; Tomczak 6-10-45.

**BUCS** — DeBerg 23-38-249; 2 TD; 0 Int.

**INTERCEPTIONS**

**BUCS** — Woods 1-21.

**SACKS**

**BEARS** — Dent 2; Wilson 1½; Marshall 1; Duerson 1; Hampton 1; McMichael ½.

**BUCS** — Holmes 2½; Cannon 1; Keys ½.

**Game 7**  
**Bears 31, Kansas City 28**  
 Soldier Field 63,498  
 November 1, 1987

**KANSAS CITY** ..... 14 7 7 0 — 28  
**CHICAGO** ..... 7 7 3 14 — 31

**CHIEFS** — Carson, 29-yard pass from Kenney (Lowery kick), (10 plays, 81 yards). **CHIEFS** — Hayes, 15-yard pass from Kenney (Lowery kick), (7 plays, 41 yards). **BEARS** — Gentry, 88-yard kickoff return (Butler kick). **BEARS** — Boso, 28-yard pass from McMahon (Butler, kick), (10 plays, 80 yards). **CHIEFS** — Moriarity, 4-yard pass from Kenney (Lowery kick), (9 plays, 66 yards). **BEARS** — Butler, 27-yard field goal (10 plays, 39 yards). **BEARS** — Gault, 25-yard pass from McMahon (Butler, kick), (6 plays, 47 yards). **BEARS** — Gault, 38-yard pass from McMahon (Butler kick), (9 plays, 79 yards).

Team Statistics	Chiefs	Bears
First Downs	20	20
Total Net Yards	367	343
Rushes/Net Yards	34/111	30/80
Net Passing	256	263
Passes (Att/Com)	28/15	34/23
Had Intercepted	1	1
Punts/Average	5/36.6	2/23.0
Return Yardage	48	169
Penalties/Yards	7/45	3/25
Fumbles/Lost	3/1	1/1
Sacks/Yards	5/24	2/14
Possession Time	30:36	29:24

**RUSHING**

**BEARS** — Anderson 17-59; Payton 8-15; McMahon 5-6.  
**CHIEFS** — Okoye 22-93; Moriarity 7-12; Heard 3-5; Kenney 2-1.

**RECEIVING**

**BEARS** — Gault 4-98; Anderson 6-66; Boso 4-51; Payton 5-31; Gentry 2-24; McKinnon 1-12; Moorehead 1-5.  
**CHIEFS** — Paige 5-121; Carson 7-117; Hayes 1-15; Heard 1-13; Moriarity 1-4.

**PASSING**

**BEARS** — McMahon 23-34-287; 3 TD; 1 Int.  
**CHIEFS** — Kenney 15-28-270; 4 TD; 1 Int.

**INTERCEPTIONS**

**BEARS** — Phillips 1-0.  
**CHIEFS** — Cooper 1-0.

**SACKS**

**BEARS** — Wilson 1; Marshall 1.  
**CHIEFS** — Still 3; Bell 1½; Maas ½.

**Game 8**  
**Bears 26, Green Bay 24**  
 Lambeau Field 58,320  
 November 8, 1987

**CHICAGO** ..... 7 6 0 13 — 26  
**GREEN BAY** ..... 14 7 0 3 — 24

**BEARS** — Anderson, 59-yard pass from McMahon (Butler kick), (1 play, 59 yards). **PACKERS** — West, 27-yard pass from Wright (DelGrec0 kick), (4 plays, 70 yards). **PACKERS** — Fullwood, 2-yard run (DelGrec0 kick), (4 plays, 34 yards). **BEARS** — Butler, 27-yard field goal (4 plays, 11 yards). **BEARS** — Butler, 29-yard field goal (10 plays, 48 yards). **PACKERS** — Epps, 26-yard pass from Wright (DelGrec0 kick), (5 plays, 64 yards). **BEARS** — Payton, 1-yard run (Butler kick), (15 plays, 80 yards). **BEARS** — Butler, 24-yard field goal (11 plays, 42 yards). **PACKERS** — DelGrec0, 47-yard field goal (10 plays, 33 yards). **BEARS** — Butler, 52-yard field goal (6 plays, 41 yards).

Team Statistics	Packers	Bears
First Downs	17	22
Total Net Yards	351	340
Rushes/Net Yards	24/42	33/104
Net Passing	298	247
Passes (Att/Com)	42/20	42/21
Had Intercepted	0	2
Punts/Average	6/38.0	3/52.0
Return Yardage	4-33	4-16
Penalties/Yards	16/125	7/68
Fumbles/Lost	2/1	1/0
Sacks/Yards	2/12	0/0
Possession Time	25:37	34:23

**RUSHING**

**BEARS** — Payton 12-49; Anderson 13-22; McMahon 1-13; Thomas 4-10; Sanders 3-10.  
**PACKERS** — Fullwood 8-24; Carruth 5-13; Davis 11-5.

**RECEIVING**

**BEARS** — Anderson 5-102; Morris 2-49; Gault 2-35; Payton 4-21; Boso 5-20; McKinnon 1-20; Moorehead 1-6; Suhey 1-6.  
**PACKERS** — Epps 6-139; West 4-66; Neal 5-49; Stanley 2-33; Davis 3-11.

**PASSING**

**BEARS** — McMahon 21-42-259; 1 TD; 2 Int.  
**PACKERS** — Wright 20-41-298; 2 TD; 0 Int.; Neal 0-1-0.

**INTERCEPTIONS**

**PACKERS** — Greene 1-11; Lee 1-0.

**SACKS**

**PACKERS** — Carreker 1; Johnson 1.

**Game 9**  
**Broncos 31, Bears 29**  
 Mile High Stadium 75,783  
 November 16, 1987

CHICAGO ..... 14 0 15 0 — 29  
 DENVER ..... 0 21 0 10 — 31

**BEARS** — Gault, 51-yard pass from McMahon (Butler kick), (6 plays, 90 yards). **BEARS** — Boso, 6-yard pass from McMahon (Butler kick), (8 plays, 86 yards). **DENVER** — Jackson, 22-yard pass from Elway (Karlis kick), (8 plays, 82 yards). **DENVER** — Jackson, 22-yard pass from Elway (Karlis kick), (10 plays, 76 yards). **DENVER** — Natiel, 35-yard pass from Elway (Karlis kick), (7 plays, 69 yards). **BEARS** — Gault, 26-yard pass from McMahon (kick failed), (7 plays, 72 yards). **BEARS** — McMahon, 1-yard run (run failed), (4 plays, 15 yards). **BEARS** — Butler, 42-yard field goal (9 plays, 55 yards). **DENVER** — Karlis, 27-yard field goal (11 plays, 69 yards). **DENVER** — Sewell, 6-yard run (Karlis kick), (6 plays, 61 yards).

Team Statistics	Broncos	Bears
First Downs	25	24
Total Net Yards	439	446
Rushes/Net Yards	27/98	30/146
Net Passing	341	300
Passes (Att/Com)	41/21	36/23
Had Intercepted	2	1
Punts/Average	4/46.5	3/52.7
Return Yardage	23	20
Penalties/Yards	5/57	7/44
Fumbles/Lost	0	1
Sacks/Yards	3/23	0/0
Possession Time	26:41	33:19

**RUSHING**

**BEARS** — Payton 12-73; Anderson 11-44; Gentry 2-16; Gault 1-9; McMahon 2-3; Thomas 1-1; Perry 1-0.

**BRONCOS** — Elway 5-35; Lang 11-31; Winder 8-20; Natiel 1-10; Sewell 2-2.

**RECEIVING**

**BEARS** — Gault 5-133; McKinnon 4-67; Anderson 7-38; Morris 1-27; Payton 3-26; Boso 2-20; Moorehead 1-9.

**BRONCOS** — Natiel 4-93; Johnson 6-86; Sewell 5-78; Jackson 3-53; Kay 1-22; Lang 1-6; Winder 1-3.

**PASSING**

**BEARS** — McMahon 21-34-311; 3 TD's; 1 Int.; Tomczak 2-2-9; 0 TD; 0 Int.

**BRONCOS** — Elway 21-40-341; 3 TD's; 2 Int.; Johnson 0-1-0; 0 TD; 0 Int.

**INTERCEPTIONS**

**BEARS** — Rivera 1-15; Duerson 1-0.

**BRONCOS** — Clark 1-20.

**SACKS**

**BRONCOS** — Townsend 1; Jones 1; Mecklenborg 1  
 92/CHICAGO

**Game 10**  
**Bears 30, Detroit 10**  
 Soldier Field 63,357  
 November 22, 1987

DETROIT ..... 0 10 0 0 — 10  
 CHICAGO ..... 14 13 0 3 — 30

**BEARS** — Gayle, 20-yard interception return (Butler kick). **BEARS** — McKinnon, 31-yard pass from McMahon (Butler kick), (6 plays, 55 yards). **LIONS** — Mandley, 15-yard pass from Long (Murray kick), (3 plays, 43 yards). **LIONS** — Murray, 36-yard field goal (7 plays, 35 yards). **BEARS** — Anderson, 16-yard run (Butler kick), (8 plays, 80 yards). **BEARS** — Butler, 31-yard field goal (4 plays, 7 yards). **BEARS** — Butler, 37-yard field goal (8 plays, 55 yards). **BEARS** — Butler, 29-yard field goal (15 plays, 87 yards).

Team Statistics	Lions	Bears
First Downs	10	29
Total Net Yards	179	383
Rushes/Net Yards	12/30	39/178
Net Passing	149	205
Passes (Att/Com)	31/14	32/20
Had Intercepted	2	1
Punts/Average	6/48.3	3/31.7
Return Yardage	58	57
Penalties/Yards	9/108	9/72
Fumbles/Lost	0	0
Sacks/Yards	8/63	3/21
Possession Time	18:33	41:27

**RUSHING**

**BEARS** — Anderson 13-67; Payton 13-60; Sanders 6-32; Gentry 2-11; Thomas 3-6; McMahon 1-1; Marshall 1-1.

**LIONS** — Long 3-13; Jones 4-12; Bernard 4-3; Woolfolk 1-2.

**RECEIVING**

**BEARS** — Gault 4-55; McKinnon 2-53; Payton 4-42; Moorehead 2-39; Sanders 2-28; Anderson 2-23; Boso 2-10; Gentry 1-9; Morris 1-9.

**LIONS** — Mandley 3-42; Woolfolk 5-39; Chadwick 2-29; Kab 1-28; Nichols 2-25; Bernard 1-7.

**PASSING**

**BEARS** — McMahon 16-27-206; 1 TD; 1 Int.; Tomczak 4-5-62; 0 TD; 0 Int.; Harbaugh 0-0-0.

**LIONS** — Long 14-31-170; 1 TD; 2 Int.

**INTERCEPTIONS**

**BEARS** — Gayle 1-20; Rivera 1-4.

**LIONS** — McNorton 1-0.

**SACKS**

**BEARS** — Dent 2; McMichael 1.

**LIONS** — Cofer 3½, Ferguson 3; Williams 1; Green ½.

### Game 11

**Bears 23, Green Bay 10**  
 Soldier Field 61,638  
 November 29, 1987

GREEN BAY ..... 7 3 0 0 — 10  
 CHICAGO ..... 0 10 3 10 — 23

**PACKERS** — Fullwood, 1-yard run (Zendajas kick), (5 plays, 87 yards). **BEARS** — Anderson, 20-yard pass from McMahon (Butler kick), (5 plays, 75 yards). **PACKERS** — Zendajas, 32-yard field goal (10 plays, 37 yards). **BEARS** — Butler, 21-yard field goal (8 plays, 37 yards). **BEARS** — Butler, 27-yard field goal (10 plays, 41 yards). **BEARS** — Sanders, 7-yard run (Butler kick), (10 plays, 54 yards). **BEARS** — Butler, 52-yard field goal (9 plays, 45 yards).

Team Statistics	Packers	Bears
First Downs	20	20
Total Net Yards	348	319
Rushes/Net Yards	30/111	35/127
Net Passing	237	192
Passes (Att/Com)	36/18	27/16
Had Intercepted	2	1
Punts/Average	3/33.3	4/36.5
Return Yardage	42	78
Penalties/Yards	10/88	7/89
Fumbles/Lost	1	2
Sacks/Yards	1/3	3/18
Possession Time	30:05	29:55

#### RUSHING

**BEARS** — Sanders 5-37; Anderson 13-32; McMahon 6-24; Payton 8-22; Thomas 2-13; Tomczak 1-1.

**PACKERS** — Fullwood 20-64; Wright 2-23; Clark 2-13; Carruth 4-8; Cook 2-3.

#### RECEIVING

**BEARS** — Morris 3-51; McKinnon 3-42; Gault 2-39; Moorehead 2-25; Anderson 1-20; Payton 3-16; Gentry 2-2.

**PACKERS** — Epps 6-81; Stanley 2-72; Neal 5-55; West 2-23; Carruth 2-12; Fullwood 1-12.

#### PASSING

**BEARS** — McMahon 16-27-195; 1 TD; 1 Int.

**PACKERS** — Wright 18-36-255; 0 TD; 2 Int.

#### INTERCEPTIONS

**BEARS** — Duerson 1-0; Douglass 1-0.

**PACKERS** — Holland 1-4.

#### SACKS

**BEARS** — Dent 1; Perry 1; Harris 1.

**PACKERS** — Johnson 1.

### Game 12

**Bears 30, Minnesota 24**  
 Metrodome 62,331  
 December 6, 1987

CHICAGO ..... 3 10 7 10 — 30  
 MINNESOTA ..... 0 7 14 3 — 24

**BEARS** — Butler, 23-yard field goal (15 plays, 75 yards). **BEARS** — Gault, 42-yard pass from McMahon (Butler kick), (9 plays, 80 yards). **BEARS** — Butler, 26-yard field goal (7 plays, 49 yards). **VIKINGS** — Rice, 1-yard pass from Wilson (Nelson kick), (5 plays, 52 yards). **BEARS** — Gault, 16-yard pass from McMahon (Butler kick), (4 plays, 85 yards). **VIKINGS** — Carter, 60 yard pass from Wilson (Nelson kick), (4 plays, 72 yards). **VIKINGS** — Carter, 35-yard pass from Wilson (Nelson kick), (6 plays, 65 yards). **VIKINGS** — Nelson, 27-yard field goal (11 plays, 70 yards). **BEARS** — Gentry, 38-yard pass from Tomczak (Butler kick), (4 plays, 61 yards).

Team Statistics	Vikings	Bears
First Downs	18	26
Total Net Yards	356	423
Rushes/Net Yards	27/75	32/159
Net Passing	281	264
Passes (Att/Com)	39/22	34/17
Had Intercepted	1	1
Punts/Average	6/40.0	4/40.0
Return Yardage	200	109
Penalties/Yards	7/91	6/45
Fumbles/Lost	2/0	2/2
Sacks/Yards	3/18	5/21
Possession Time	27:09	32:51

#### RUSHING

**BEARS** — Anderson 13-75; Payton 10-39; McMahon 5-32; Sanders 4-13.

**VIKINGS** — Nelson 14-25; Wilson 2-17; A. Anderson 5-15; Kramer 1-15; Fenney 3-3.

#### RECEIVING

**BEARS** — McKinnon 5-87; Gault 3-70; Gentry 4-65; Moorehead 1-23; Morris 2-21; Payton 1-10.

**VIKINGS** — D. Nelson 7-28; Jordan 4-39; Gustafson 3-48; Lewis 2-39; Carter 3-106.

#### PASSING

**BEARS** — McMahon 11-22-186; 2 TD; 1 Int.; Tomczak 6-12-96; 1 TD; 0 Int.

**VIKINGS** — Kramer 10-20-91; 0 TD; 1 Int.; Wilson 12-19-211; 3 TD; 0 Int.

#### INTERCEPTIONS

**BEARS** — Duerson 1-0.

**VIKINGS** — Lee 1-12.

#### SACKS

**BEARS** — McMichael 3; Perry 1; Rivera 1.

**VIKINGS** — Mays 2; Doleman 1. BEARS/93

**Game 13**  
**49ers 41, Bears 0**  
**Candlestick Park 63,509**  
**December 14, 1987**

**CHICAGO** . . . . . 0 0 0 0 — 0  
**SAN FRANCISCO** . . . . . 10 10 14 7 — 41

**49ERS** — Rice, 1-yard pass from Young (Werschling kick), (9 plays, 59 yards). **49ERS** — Werschling, 20-yard field goal (4 plays, 8 yards). **49ERS** — Clark, 13-yard pass from Young (Werschling kick), (3 plays, 20 yards). **49ERS** — McLemore, 83-yard punt return (Werschling kick). **49ERS** — Rice, 16-yard pass from Young (Werschling kick), (6 plays, 53 yards). **49ERS** — Rice, 2-yard pass from Young (Werschling kick), (8 plays, 36 yards).

Team Statistics	49ers	Bears
First Downs	20	16
Total Net Yards	332	263
Rushes/Net Yards	40/199	25/109
Net Passing	133	154
Passes (Att/Com)	27/13	36/19
Had Intercepted	0	4
Punts/Average	5/40.4	6/39.2
Return Yardage	137	136
Penalties/Yards	6/60	11/93
Fumbles/Lost	1/1	3/2
Sacks/Yards	3/30	1/2
Possession Time	29:46	30:14

**RUSHING**

**BEARS** — Anderson 10-47; Sanders 3-19; Payton 7-18; Harbaugh 3-15; Tomczak 2-10.  
**49ERS** — Craig 12-51; Young 8-43; Cribbs 9-41; Rathman 5-22; Montana 2-15; Sydney 4-14; Rice 1-12.

**RECEIVING**

**BEARS** — Anderson 6-42; Gault 2-30; McKinnon 2-30; Boso 1-21; Gentry 3-18; Moorehead 2-17; Payton 2-16; Suhey 1-10.  
**49ERS** — Rice 8-75; Clark 2-42; Rathman 1-18; Frank 1-9; Craig 1-3.

**PASSING**

**BEARS** — Tomczak 11-25-122; 0 TD; 4 Int.; Harbaugh 8-11-62; 0 TD; 0 Int.  
**49ERS** — Montana 4-8-47; 0 TD; Young 9-19-100; 4 TD; 0 Int.

**INTERCEPTIONS**

**BEARS** — None.  
**49ERS** — Lott 1-26; Walter 1-16; Shell 1-1; Griffin 1-0.

**SACKS**

**BEARS** — Dent 1.  
**49ERS** — Fagan 1; Roberts 1; Haley 1.

**Game 14**  
**Seattle 34, Bears 21**  
**Soldier Field 62,518**  
**December 20, 1987**

**SEATTLE** . . . . . 0 7 20 7 — 34  
**CHICAGO** . . . . . 0 7 7 7 — 21

**SEAHAWKS** — Turner, 12-yard pass from Krieg (Johnson kick), (11 plays, 64 yards). **BEARS** — Moorehead, 3-yard pass from Tomczak (Butler kick), (12 plays, 71 yards). **SEAHAWKS** — Warner, 1-yard run (Johnson kick), (1 play, 1 yard). **BEARS** — Payton, 3-yard run (Butler kick), (11 plays, 87 yards). **SEAHAWKS** — Williams, 75-yard pass from Krieg (Johnson kick), (1 play, 75 yards). **SEAHAWKS** — Johnson, 45-yard field goal (4 plays, 6 yards). **SEAHAWKS** — Johnson, 29-yard field goal (4 plays, 20 yards). **BEARS** — Payton, 5-yard run (Butler kick), (7 plays, 74 yards). **SEAHAWKS** — Warner, 4-yard run (Johnson kick), (8 plays, 55 yards).

Team Statistics	Seahawks	Bears
First Downs	16	31
Total Net Yards	300	437
Rushes/Net Yards	29/116	36/161
Net Passing	184	276
Passes (Att/Com)	26/17	36/21
Had Intercepted	0	2
Punts/Average	6/39.3	2/34.5
Return Yardage	162	98
Penalties/Yards	7/81	7/56
Fumbles/Lost	4/0	3/3
Sacks/Yards	3/20	3/30
Possession Time	26:29	33:31

**RUSHING**

**BEARS** — Payton 17-79; Thomas 5-29; Tomczak 7-26; Anderson 4-9; Gentry 1-9; Gault 1-7; Suhey 1-2.  
**SEAHAWKS** — Warner 17-75; Williams 5-26; Krieg 7-15.

**RECEIVING**

**BEARS** — Gentry 3-58; McKinnon 4-55; Morris 3-55; Boso 1-31; Moorehead 2-23; Payton 2-20; Gault 2-20; Suhey 2-20.  
**SEAHAWKS** — J.L. Williams 8-117; Butler 5-49; Largent 3-36; Turner 1-12.

**PASSING**

**BEARS** — Tomczak 21-36-298; 1 TD; 2 Int.  
**SEAHAWKS** — Krieg 17-26-214; 2 TD; 0 Int.

**INTERCEPTIONS**

**BEARS** — None.  
**SEAHAWKS** — Robinson 2-75.

**SACKS**

**BEARS** — Dent 1; McMichael 1; Wilson 1.  
**SEAHAWKS** — Bosworth 1; Bryant 1; Green 1.



**Game 15****Bears 6, LA Raiders 3**

LA Memorial Coliseum 78,019

December 27, 1987

CHICAGO ..... 0 3 0 3 — 6  
 LA RAIDERS..... 3 0 0 0 — 3

**RAIDERS** — Bahr, 48-yard field goal (11 plays, 43 yards). **BEARS** — Butler, 38-yard field goal (12 plays, 65 yards). **BEARS** — Butler, 30-yard field goal (13 plays, 60 yards).

Team Statistics	Raiders	Bears
First Downs .....	14	18
Total Net Yards .....	193	267
Rushes/Net Yards .....	26/101	35/121
Net Passing .....	92	146
Passes (Att/Com) .....	26/13	28/12
Had Intercepted .....	1	1
Punts/Average .....	5/37.2	4/41.8
Return Yardage .....	83	29
Penalties/Yards .....	4/41	5/30
Fumbles/Lost .....	0/0	3/2
Sacks/Yards .....	1/0	9/47
Possession Time .....	28:48	31:12

**RUSHING**

**BEARS** — Payton 20-82; Suhay 6-22; Thomas 4-13; Tomczak 4-4; Harbaugh 1-0.

**RAIDERS** — Allen 18-75; Mueller 3-11; Strachan 3-9; Wilson 2-6.

**RECEIVING**

**BEARS** — Gault 3-37; Morris 2-36; Sanders 1-25; Payton 2-21; Moorehead 1-13; Gentry 2-7; Suhay 1-7.

**RAIDERS** — Lofton 3-63; Christensen 4-54; Allen 6-22.

**PASSING**

**BEARS** — Tomczak 12-27-146; 0 TD; 0 Int.; Payton 0-1-0; 1 Int.

**RAIDERS** — Wilson 13-26-139; 0 TD; 0 Int.; Allen 0-0-0.

**INTERCEPTIONS**

**BEARS** — Douglas 1-0.

**RAIDERS** — McElroy 1-0.

**SACKS**

**BEARS** — Dent 4½; McMichael 2; Hampton 1½; Duerson 1.

**RAIDERS** — Townsend 1.

**NFC DIVISIONAL PLAYOFF****Redskins 21, Bears 17**

Soldier Field 58,153

January 10, 1988

WASHINGTON ..... 0 14 7 0 — 21  
 CHICAGO ..... 7 7 3 0 — 17

**BEARS** — Thomas, 2-yard run (Butler kick), (5 plays, 30 yards). **BEARS** — Morris, 14-yard pass from McMahon (Butler kick), (14 plays, 68 yards).

**REDSKINS** — Rogers, 3-yard run (Haji-Shiekh kick), (7 plays, 72 yards). **REDSKINS** — Didier, 18-yard pass from Williams (Haji-Shiekh kick), (7 plays, 69 yards). **REDSKINS** — Green, 52-yard punt return (Haji-Shiekh kick). **BEARS** — Butler, 25-yard field goal (7 plays, 62 yards).

Team Statistics	Redskins	Bears
First Downs .....	17	15
Total Net Yards .....	272	280
Rushes/Net Yards .....	29/72	30/110
Passes (Att/Com) .....	29/14	29/15
Had Intercepted .....	1	3
Punts/Average .....	4/42.3	4/36.3
Return Yardage .....	144	115
Penalties/Yards .....	3/20	5/50
Fumbles/Lost .....	1/1	1/0
Sacks/Yards .....	5/27	1/7
Possession Time .....	27:03	32:57

**RUSHING**

**BEARS** — Payton 18-85; Suhay 4-8; Gentry 2-5; McMahon 2-5; Sanders 2-4; Thomas 2-3.

**REDSKINS** — Smith 16-66; Rogers 6-13; Bryant 3-8; Williams 2-1; Clark 1-6; Schroeder 1-8.

**RECEIVING**

**BEARS** — Morris 2-47; Gault 1-44; Gentry 3-43; Payton 3-20; Boso 3-19; McKinnon 1-16; Suhay 1-6; Sanders 1-2.

**REDSKINS** — Sanders 6-92; Clark 4-56; Didier 2-32; Warren 1-16; Rogers 1-11.

**PASSING**

**BEARS** — McMahon 15-29-197; 1 TD; 3 Int.

**REDSKINS** — Williams 14-29-207; 1 TD; 1 Int.

**INTERCEPTIONS**

**BEARS** — Richardson 1-0.

**REDSKINS** — Davis 1-23; Wilburn 1-0; Woodbury 1-0.

**SACKS**

**BEARS** — Dent 1.

**REDSKINS** — Mann 3; Hamilton 1; Koch ½; Grant ½.

# CHICAGO BEARS 1988 VETERAN ROSTER

No.	Player	Pos.	Hgt.	Wgt.	Birth-date	NFL Exp	College	How Acquired
54	Adickes, John	C	6-3	264	6/29/64	2	Baylor	D-6, 87
47	Allen, Egypt	S	6-0	206	7/28/64	2	TCU	FA-87
70	Althoff, Jim	DT	6-3	273	9/27/61	2	Winona State	FA-87
35	Anderson, Neal	RB	5-11	210	8/14/64	3	Florida	D-1, 86
81	Barnes, Lew	WR	5-8	167	12/27/62	2	Oregon	D-5, 86
17	Barnhardt, Tommy	P	6-3	209	6/11/63	2	North Carolina	FA-87
79	Becker, Kurt	G	6-5	269	12/22/58	7	Michigan	D-6, 82
68	Blair, Paul	T	6-4	269	3/ 8/63	3	Oklahoma State	D-4, 86
62	Bortz, Mark	G	6-6	272	2/12/61	6	Iowa	D-8, 83
86	Boso, Cap	TE	6-3	240	9/10/62	2	Illinois	FA-87
6	Butler, Kevin	K	6-1	204	7/24/62	4	Georgia	D-4, 85
94	Chapura, Dick	DT	6-3	275	6/15/64	1	Missouri	D-10, 87
74	Covert, Jim	T	6-4	278	3/22/60	6	Pittsburgh	D-1, 83
95	Dent, Richard	DE	6-5	268	12/13/60	6	Tenn State	D-8, 83
37	Douglass, Maurice	DB	5-11	200	2/12/64	3	Kentucky	D-8, 86
22	Duerson, Dave	S	6-1	212	11/28/60	5	Notre Dame	D-3, 83
83	Gault, Willie	WR	6-1	183	9/ 5/60	6	Tennessee	D-1, 83
23	Gayle, Shaun	S	5-11	194	3/ 8/62	5	Ohio St.	D-10, 84
29	Gentry, Dennis	WR	5-8	180	2/10/59	7	Baylor	D-4, 82
65	Goode, Conrad	T/C	6-6	285	1/19/62	4	Missouri	FA-88
99	Hampton, Dan	DE	6-5	274	9/19/57	10	Arkansas	D-1, 79
4	Harbaugh, Jim	QB	6-3	204	12/23/63	2	Michigan	D-1, 87
90	Harris, Al	LB/DE	6-5	270	12/31/56	9	Arizona State	D-1, 79
63	Hilgenberg, Jay	C	6-3	260	3/21/60	8	Iowa	FA-81
24	Jackson, Vestee	CB	6-0	186	8/14/63	3	Washington	D-2, 86
93	Johnson, Will	LB	6-4	248	12/ 4/64	2	N.E. Louisiana	D-5, 87
88	Kozlowski, Glen	WR	6-1	205	12/31/62	2	BYU	D-11, 86
12	Lashar, Tim	K	5-9	157	9/ 5/64	2	Oklahoma	FA-87
43	Lynch, Lorenzo	DB	5-9	199	4/ 6/63	2	Cal. St.-Sac.	FA-87
85	McKinnon, Dennis	WR	6-1	177	8/22/61	5	Florida State	FA-83
9	McMahon, Jim	QB	6-1	198	8/21/59	7	BYU	D-1, 82
76	McMichael, Steve	DT	6-2	268	10/17/57	9	Texas	FA-81
87	Moorehead, Emery	TE	6-2	230	3/22/54	12	Colorado	FA-81
84	Morris, Ron	WR	6-1	195	11/14/64	2	SMU	D-2, 87
51	Morrissey, Jim	LB	6-3	227	12/24/62	4	Michigan State	D-11, 85
67	Norris, Jon	DT	6-3	264	11/ 1/62	2	Am. Interntl.	FA-87
91	Norvell, Jay	LB	6-2	230	3/28/63	2	Iowa	FA-87
89	Ortego, Keith	WR	6-0	178	8/30/63	4	McNeese State	FA-85
72	Perry, William	DT	6-2	320	12/16/62	4	Clemson	D-1, 85
48	Phillips, Reggie	DB	5-10	175	12/12/60	4	SMU	D-2, 85
27	Richardson, Mike	CB	6-0	181	5/23/61	6	Arizona St.	D-2, 83
59	Rivera, Ron	LB	6-3	240	1/ 7/62	5	California	D-2, 84
53	Rodenhauser, Mark	C	6-5	252	6/ 1/61	2	Illinois State	FA-87
52	Rubens, Larry	C	6-2	254	1/25/59	4	Montana State	FA-86
20	Sanders, Thomas	RB	5-11	203	1/ 4/62	4	Texas A & M	D-9, 85
50	Singletary, Mike	LB	6-0	230	10/ 9/58	8	Baylor	D-2, 81
97	Smith, Sean	DE	6-4	290	3/27/65	2	Grambling	D-4, 87
26	Subey, Matt	FB	5-11	213	7/ 7/58	9	Penn State	D-2, 80
57	Thayer, Tom	G	6-4	270	8/16/61	4	Notre Dame	D-4, 82
33	Thomas, Calvin	FB	5-11	245	1/ 7/60	7	Illinois	FA-82
18	Tomczak, Mike	QB	6-1	198	10/23/62	4	Ohio State	FA-85
78	Van Horne, Keith	T	6-6	283	11/ 6/57	8	USC	D-1, 81
15	Wagner, Bryan	P	6-2	200	3/28/62	2	Cal St. N. Ridge	T-87
55	Wilson, Otis	LB	6-2	227	9/15/57	9	Louisville	D-1, 80
73	Wojciechowski, John	G	6-4	270	7/30/63	2	Michigan State	FA-87

# CHICAGO BEARS 1988 FIRST YEAR ROSTER

No.	Player	Pos.	Hgt.	Wgt.	Birth-date	NFL Exp	College	How Acquired
67	Barnard, Mike	T	6-5	265	12/26/64	R	San Jose St.	FA-88
21	Bell, William	DB	6-0	193	2/20/65	R	Hawaii	FA-88
14	Berry, Louis	P	5-11	180	7/21/65	1	Florida St.	FA-88
64	Blue, Keith	G	6-2	250	12/16/64	R	Western Ill.	FA-88
8	Burger, Jeff	QB	6-0	212	5/22/65	R	Auburn	FA-88
98	Clark, Greg	LB	6-0	221	3/ 5/65	R	Ariz. St.	D-12, 88
82	Davis, Wendell	WR	5-11	188	1/ 3/66	R	LSU	D-1, 88
38	Deckard, Jerry	DB	6-1	216	10/ 5/65	R	Ok. St.	FA-88
19	Ehmke, Richard	K	5-10	170	11/30/65	R	Eastern Ill.	FA-88
96	Forch, Steve	LB	6-1	230	12/29/64	R	Nebraska	D-11, 88
69	Jarvis, Ralph	DE	6-3	255	6/ 1/65	R	Temple	D-3, 88
31	Jeffries, Eric	DB	5-10	161	7/25/64	1	Texas	D-12, 87
92	Johnson, Troy	LB	6-0	236	11/10/64	R	Oklahoma	D-5, 88
53	Jones, Dante	LB	6-1	236	3/23/65	R	Oklahoma	D-2, 88
96	Lilja, David	TE	6-4	240	8/14/64	1	Indiana	FA 88
91	Magee, Rogie	WR	6-2	206	8/28/64	R	LSU	D-9, 88
60	McBride, Mike	G	6-2	284	9/ 5/64	R	Texas Tech	FA-88
46	Mosley, Anthony	HB	5-9	211	6/17/65	1	Fresno St.	FA-87
25	Muste, Brad	FB	6-3	231	4/11/65	R	Stanford	D-1, 88
98	Novoselsky, Brent	TE	6-3	232	1/ 8/66	R	Penn	FA-88
94	Patterson, Votie	WR	5-11	185	3/11/64	1	W. Texas St.	FA-87
75	Porter, Joel	T	6-3	265	9/11/65	R	Baylor	D-10, 88
46	Pruitt, Mickey	LB/S	6-1	206	1/10/65	R	Colorado	FA-88
36	Reed, Harvey	RB	5-11	184	9/ 2/65	R	Howard	D-8, 88
71	Rentie, Caesar	T	6-3	291	11/10/64	R	Oklahoma	D-7, 88
75	Shannon, John	DT/DE	6-3	269	1/18/65	R	Kentucky	FA-88
30	Siebler, Bryan	S	5-11	192	4/10/64	R	Nebraska	FA-88
60	Smith, Keith	DL/TE	6-5	273	2/18/58	1	Tex. El Paso	FA-87
64	Solatka, Phil	DT	6-2	242	6/ 1/64	R	E. Michigan	FA-88
30	Starr, Eric	RB	5-9	199	2/ 2/66	R	No. Carolina	FA-88
39	Stewart, Curtis	RB	5-11	208	6/ 4/63	R	Auburn	FA-88
32	Stinson, Lemuel	DB	5-9	159	5/10/66	R	Texas Tech	D-6, 88
49	Tate, David	DB	6-0	177	11/22/64	R	Colorado	D-8, 88
80	Thornton, James	TE	6-2	242	2/ 8/65	R	Cal. St. Full	D-4, 88
45	Webb, Phil	RB	5-11	206	3/15/65	R	Michigan	FA-88
39	Woody, Darrin	CB	5-11	183	10/ 9/65	R	Virginia Un.	FA-88
65	Young, Dan	DT	6-1	228	4/ 4/66	R	VMI	FA-88

## (Based on the all-time roster 1920-87)

Illinois	44	Nebraska	16	Florida	9	Colorado	7
Notre Dame	37	Stanford	12	Marquette	9	Houston	7
Iowa	22	Indiana	11	Alabama	8	Louisiana State	7
Northwestern	22	Michigan	11	Kentucky	8	Oregon State	7
Ohio State	20	USC	11	Minnesota	8	Penn State	7
Purdue	18	Missouri	10	Oregon	8	Tennessee State	7
Wisconsin	18	Tennessee	10	SMU	8	Tulsa	7
Michigan St.	16	Arkansas	9	UCLA	8	Wake Forest	7

# HOW THE BEARS WERE BUILT

YEAR	DRAFT	TRADE	FREE AGENTS/WAIVERS
1987	<ol style="list-style-type: none"> <li>1. Jim Harbaugh, qb</li> <li>2. Ron Morris, wr</li> <li>4. Sean Smith, dt</li> <li>5. Will Johnson, lb</li> <li>6. John Adickes, c</li> <li>10. Dick Chapura, dt</li> </ol>	a-Bryan Wagner, p	Egypt Allen, db Jim Althoff, dt Tom Barnhardt, p Cap Boso, te Lorenzo Lynch, db Anthony Mosely, rb Jay Norvell, lb Votie Patterson, wr Mark Rodenhauser, c Keith Smith, dt J. Wojciechowski, g
1986	<ol style="list-style-type: none"> <li>1. Neal Anderson, rb</li> <li>2. Vestee Jackson, cb</li> <li>4. Paul Blair, t</li> <li>5. Lew Barnes, wr</li> <li>8. Maurice Douglass, db</li> <li>11. Glen Kozlowski, wr</li> </ol>		Larry Rubens, c
1985	<ol style="list-style-type: none"> <li>1. William Perry, dt</li> <li>2. Reggie Phillips, cb</li> <li>4. Kevin Butler, k</li> <li>9. Thomas Sanders, rb</li> <li>11. Jim Morrissey, lb</li> </ol>		Keith Ortego, wr Mike Tomczak, qb
1984	<ol style="list-style-type: none"> <li>2. Ron Rivera, lb</li> <li>10. Shaun Gayle, fs</li> </ol>		
1983	<ol style="list-style-type: none"> <li>1. Jim Covert, t</li> <li>1. Willie Gault, wr</li> <li>2. Mike Richardson, cb</li> <li>3. Dave Duerson, ss</li> <li>4. Tom Thayer, g</li> <li>8. Richard Dent, de</li> <li>8. Mark Bortz, g</li> </ol>		Dennis McKinnon, wr
1982	<ol style="list-style-type: none"> <li>1. Jim McMahon, qb</li> <li>4. Dennis Gentry, wr/rb</li> <li>4. Tom Thayer, g</li> <li>6. Kurt Becker, g</li> </ol>		Calvin Thomas, lb
1981	<ol style="list-style-type: none"> <li>1. Keith Van Home, t</li> <li>2. Mike Singletary, lb</li> </ol>		Jay Hilgenberg, c Steve McMichael, dt Emery Moorehead, te
1980	<ol style="list-style-type: none"> <li>1. Otis Wilson, lb</li> <li>2. Matt Suhey, fb</li> </ol>		
1979	<ol style="list-style-type: none"> <li>1. Dan Hampton, dt</li> <li>1. Al Harris, de</li> </ol>		

## WHAT TO LOOK FOR IN 1988

1. Bears attempting to win their 5th consecutive NFC Central Division Title.
2. Bears continuing their success at Soldier Field against AFC opponents in meetings with Miami and Buffalo. They have won 11 of their last 12 meetings vs. AFC teams at home.
3. Bears seeking their 5th consecutive opening day victory. Chicago has won their last 4 openers, longest current streak in the NFC. Only the KC Chiefs streak of 5 straight is longer than the Bears.
4. Bears seeking first regular season win ever vs. the Miami Dolphins – the only NFL team the Bears have never beaten in regular season play.
5. Bears continuing their winning ways in domed stadiums where they have won 8 of their last 9 games. The Bears face Detroit, Minnesota, and Indianapolis indoors this season.
6. The Buffalo Bills making their first regular season appearance ever at Soldier Field. The Bills last regular season visit to Chicago came in 1970 at Wrigley Field.
7. The Bears attempting to lead the NFL in rushing offense for the 5th time in the last 6 seasons.
8. Bears concluding their regular season with a victory, Chicago has won 11 of their last 13 season finales.
9. Bears attempting to lead the NFL in total defense for the 5th time in the last 6 seasons. Chicago finished 2nd in overall defense in 1987 after having led the NFL for the previous four seasons.
10. The Bears continuing their success against NFC Central Division opponents where they hold a 29-2 record since 1984.
11. Bears improving on their record of 50-6 when leading after 3 quarters during Mike Ditka's tenure as head coach.
12. Bears seeking their 5th straight 10-plus win season.
13. Bears attempting to improve their regular season home record of 27-5 the last 4 seasons which is tied with the Denver Broncos for the best in the NFL. Their overall record of 50-13 since 1984 is also tops in the NFL.
14. Bears making their first regular season appearance at New England in club history.
15. Mike Singletary earning all-pro honors for the 6th consecutive season. Singletary has been named to the NFC Pro Bowl in each of the past 5 years. Only Walter Payton has more Pro Bowl selections – in Bear history (9).
16. Kevin Butler continuing his exceptional accuracy on field goals inside the 40-yard line. He currently has a streak of 19 straight FG's inside the 40 dating back to December of 1986. Morten Anderson of New Orleans holds the current NFL streak with 33.
17. Butler becoming only the second kicker in NFL history to kick 100 FG's in his first four seasons. He needs 22 field goals in 1988 to reach this plateau. Jan Stenerud, formerly of Kansas City kicked 108 FG's from 1967-70.
18. Jim McMahon becoming only the second quarterback in Bear history to pass for 10,000 career yards. He needs 143 yards to reach this milestone.
19. Willie Gault improving on his streak of at least one pass reception in 34 consecutive games, 3rd longest in club history. Gault needs a reception in each of the club's 16 regular season games to break Mike Ditka's record of 49.
20. Richard Dent leading the team in sacks for the 5th consecutive season. Dent finished 2nd in the NFC with 13½ sacks in 1987.
21. Steve McMichael extending his streak of 69 consecutive starts, longest current streak on the team.

## BEARS IN OVERTIME

Overall: 6-7

Home: 3-2; Road: 3-5

**October 16, 1977** – Minnesota 22, Chicago 16, at Minnesota; Bears win toss. Parsons punts 53 yards to Vikings' 18. Minnesota drives to Bears' 11. On a first and 10, Vikings fake a field goal and holder Krause hits Voigt with a touchdown pass at 6:45.

**December 18, 1977** – Chicago 12, New York Giants 9, at East Rutherford, N.J.; Giants win toss. The ball changes hands eight times before Bob Thomas kicks 28-yard field goal at 14:51.

**October 1, 1978** – Oakland 25, Chicago 19, at Chicago; Bears win toss. Both teams punt on first possession. On Chicago's second offensive series, Colzie intercepts Avellini's pass and returns it to Bears' 3. Three plays later, Whittington runs two yards for TD at 5:19.

**September 9, 1980** – Green Bay 12, Chicago 6, at Green Bay; Bears win toss. Parsons punts and Nixon returns 16 yards. Five plays later, Marcol returns own blocked field goal attempt 24 yards for touchdown at 6:00.

**November 27, 1980** – Chicago 23, Detroit 17, at Detroit; Bears win toss. Dave Williams returns kickoff 95 yards for TD at 0:21.

**December 14, 1980** – Cincinnati 17, Chicago 14, at Chicago; Bengals win toss. Breech kicks 28-yard field goal at 4:23.

**October 25, 1981** – Chicago 20, San Diego 17, at Chicago; Bears win toss. Teams trade punts, Bears' second punt returned by Brooks to Chargers' 33. Fouts pass intercepted by Fencik and returned 32 yards to San Diego 27. Roveto kicks 27-yard field goal seven plays later at 9:30.

**November 8, 1981** – Chicago 16, Kansas City 13, at Kansas City; Bears win toss. Teams trade punts, Kansas City takes over on downs at its own 38. Fuller's fumble recovered by Harris on Chicago 36. Roveto's 37-yard field goal wide, but Chiefs penalized for leverage. Roveto's 22-yard field goal attempt three plays later is good at 13:07.

**January 2, 1983** – Tampa Bay 26, Chicago 23, at Tampa; Bears win toss. Parsons punts to T. Bell at Buccaneers' 40. Capece kicks 33-yard field goal at 3:14.

**September 18, 1983** – New Orleans 34, Chicago 31, at New Orleans; Bears win toss. Parsons punts and Groth returns five yards to New Orleans 34. Stabler pass intercepted by Schmidt at Chicago 47. Parsons punt downed by Gentry at New Orleans 2. Stabler gains 36 yards in 4 passes; Wilson 38 in six carries. Anderson kicks 41-yard field goal at 10:57.

**September 25, 1983** – Baltimore 22, Chicago 19, at Baltimore; Colts win toss. Allegre kicks 33-yard field goal nine plays later at 4:51.

**September 14, 1986** – Chicago 13, Philadelphia 10, at Chicago; Eagles win toss. Crawford fumbles kickoff return, caused by Duerson recovered by Jackson. 10 plays later Butler kicks 23-yard field goal at 5:56.

**November 30, 1986** – Chicago 13, Pittsburgh 10, at Chicago; Bears win toss and kick to Steelers who punt after three plays. Bears drive 27 yards in five plays, the last of which is 42-yard field goal by Butler at 3:55.

## IMPORTANT DATES IN 1988-89

July 21	Rookies and Veterans Report to Training Camp — Platteville, WI
July 30	Hall of Fame Game; Ditka Induction
August 6	Pre-Season Opener vs. Miami Dolphins; Soldier Field (6 p.m.)
August 23	Roster Cut to 60
August 29	Roster Cut to 47
September 4	Regular Season Opener vs. Dolphins at Soldier Field (noon)
October 11	Trade Deadline (4:00 p.m.)
December 19	Regular Season closes
December 24/26	Wild Card Games
December 31	Divisional Playoff Games
January 1	Divisional Playoff Games
January 8	Conference Championships
January 22	Super Bowl XXIII (Miami, FL)
January 29	Pro Bowl (Honolulu, Hawaii)

## PRE-SEASON RESULTS

<b>1987 — 3-1</b>			<b>Bears Opp.</b>		<b>1981 — 2-2</b>			<b>Bears Opp.</b>	
A 16 Miami Dolphins	(M)	10	3	A 8 New York Giants	(S)	7	23		
A 22 Pittsburgh Steelers	(S)	50	14	A 15 Kansas City Chiefs	(KC)	0	13		
A 31 St. Louis Cardinals	(S)	16	20	A 22 Cincinnati Bengals	(S)	24	21		
S 5 Los Angeles Raiders	(LA)	20	17	A 29 St. Louis Cardinals	(SL)	31	27		
<b>1986 — 4-1</b>			<b>Bears Opp.</b>		<b>1980 — 1-3</b>			<b>Bears Opp.</b>	
A 3 Dallas Cowboys	(LON)	17	6	A 10 New York Jets	(NJ)	21	9		
A 9 Pittsburgh Steelers	(P)	33	13	A 16 Cincinnati Bengals	(CI)	3	21		
A 16 Indianapolis Colts	(S)	38	21	A 23 Cleveland Browns	(S)	31	33		
A 23 St. Louis Cardinals	(S)	7	14	A 30 St. Louis Cardinals	(S)	13	21		
A 30 Buffalo Bills	(ND)	31	17						
<b>1985 — 1-3</b>			<b>Bears Opp.</b>		<b>1979 — 3-1</b>			<b>Bears Opp.</b>	
A 9 St. Louis Cardinals	(SL)	3	10	A 4 New York Jets	(S)	27	14		
A 17 Indianapolis Colts	(S)	13	24	A 11 New Orleans Saints	(NO)	13	6		
A 26 Dallas Cowboys	(DA)	13	15	A 18 Cincinnati Bengals	(S)	17	13		
A 31 Buffalo Bills	(S)	45	14	A 25 St. Louis Cardinals	(SL)	7	10		
<b>1984 — 1-3</b>			<b>Bears Opp.</b>		<b>1978 — 0-4</b>			<b>Bears Opp.</b>	
A 4 St. Louis Cardinals	(S)	10	19	A 5 Oakland Raiders	(S)	13	14		
A 11 Green Bay Packers	(ML)	10	17	A 12 St. Louis Cardinals	(S)	14	26		
A 18 Cincinnati Bengals	(S)	17	25	A 19 Cincinnati Bengals	(CI)	3	27		
A 26 Buffalo Bills	(IN)	38	7	A 24 Seattle Seahawks	(SE)	7	16		
<b>1983 — 3-1</b>			<b>Bears Opp.</b>		<b>1977 — 3-4</b>			<b>Bears Opp.</b>	
A 6 Buffalo Bills	(S)	27	17	J 30 New York Jets	(C)	20	6		
A 13 St. Louis Cardinals	(SL)	24	27	A 6 New Orleans Saints	(S)	14	20		
A 20 Los Angeles Raiders	(LA)	27	21	A 13 Oakland Raiders	(O)	20	13		
A 27 Kansas City Chiefs	(S)	20	17	A 20 Houston Oilers	(H)	14	10		
				A 25 Cleveland Browns	(CL)	7	14		
				S 2 St. Louis Cardinals	(SL)	14	23		
				S 10 Cincinnati Bengals	(S)	6	24		
<b>1982 — 1-3</b>			<b>Bears Opp.</b>						
A 16 San Diego Chargers	(SD)	27	28						
A 21 Buffalo Bills	(BF)	21	14						
A 28 St. Louis Cardinals	(S)	3	10						
S 4 Baltimore Colts	(S)	17	26						

# RECENT BEAR DRAFTS

## 1979

- |  |    |               |
|--|----|---------------|
| 1. <b>HAMPTON, Dan</b><br>from Tampa Bay | DT | Arkansas      |
| <b>HARRIS, Al</b>                        | DE | Arizona State |
| 2. <b>WATTS, Rickey</b>                  | WR | Tulsa         |
| 3. <b>MC CLENDON, Willie</b>             | RB | Georgia       |
| 4. Choice to Cincinnati                  |    |               |
| 5. Choice to Dallas                      |    |               |
| 6. <b>SULLIVAN, John</b>                 | LB | Illinois      |
| 7. <b>KUNZ, Lee</b>                      | LB | Nebraska      |
| 8. <b>MOSS, Rick</b>                     | DB | Purdue        |
| 9. <b>HEAVENS, Jerome</b>                | RB | Notre Dame    |
| 10. <b>RESTIC, Joe</b>                   | DB | Notre Dame    |
| 11. <b>WRIGHT, Bob</b>                   | T  | Cincinnati    |
| 12. <b>BECKER, Dave</b>                  | DB | Iowa          |

## 1980

- |                             |    |                    |
|-----------------------------|----|--------------------|
| 1. <b>WILSON, Otis</b>      | LB | Louisville         |
| 2. <b>SUHEY, Matt</b>       | RB | Penn State         |
| 3. Choice to Dallas         |    |                    |
| 4. <b>THOMPSON, Arland</b>  | G  | Baylor             |
| 5. <b>TABOR, Paul</b>       | C  | Oklahoma           |
| 6. <b>GUESS, Mike</b>       | DB | Ohio State         |
| 7. <b>TOLBERT, Emanuel</b>  | WR | Southern Methodist |
| 8. <b>CLARK, Randy</b>      | G  | Northern Illinois  |
| 9. <b>SCHONERT, Turk</b>    | QB | Stanford           |
| 10. <b>STEPHENS, Willie</b> | DB | Texas Tech         |
| 11. <b>JUDGE, Chris</b>     | DB | Texas Christian    |
| 12. <b>FISHER, Robert</b>   | TE | Southern Methodist |

## 1981

- |   |    |                     |
|---|----|---------------------|
| 1. <b>VAN HORNE, Keith</b>                    | T  | Southern California |
| <b>SINGLETARY, Mike</b><br>from San Francisco | LB | Baylor              |
| Choice to San Francisco                       |    |                     |
| 4. <b>MARGERUM, Ken</b>                       | WR | Stanford            |
| 5. <b>BELL, Todd</b>                          | DB | Ohio State          |
| 6. Choice to San Francisco                    |    |                     |
| 7. <b>HENDERSON, Reuben</b>                   | DB | San Diego State     |
| 8. <b>FISHER, Jeff</b>                        | DB | Southern California |
| 9. <b>ZETEK, Scott</b>                        | DT | Notre Dame          |
| 10. <b>DITTA, Frank</b>                       | G  | Baylor              |
| 11. <b>CLIFFORD, Tim</b>                      | QB | Indiana             |
| 12. <b>JOHNSON, Lennie</b>                    | RB | Indiana             |
| <b>SHUPRYT, Bob</b>                           | LB | New Mexico          |

## 1982

- |   |    |                     |
|---|----|---------------------|
| 1. <b>MC MAHON, Jim</b>                 | QB | Brigham Young       |
| 2. Choice to Tampa Bay                  |    |                     |
| 3. <b>WRIGHTMAN, Tim</b>                | TE | UCLA                |
| 4. <b>GENTRY, Dennis</b>                | RB | Baylor              |
| 5. <b>HARTNETT, Perry</b>               | G  | Southern Methodist  |
| <b>TABRON, Dennis</b><br>from San Diego | DB | Duke                |
| 6. <b>BECKER, Kurt</b>                  | G  | Michigan            |
| 7. <b>WAECHTER, Henry</b>               | DT | Nebraska            |
| 8. <b>DOERGER, Jerry</b>                | T  | Wisconsin           |
| 9. <b>HATCHETT, Mike</b>                | DB | Texas               |
| 10. <b>TURNER, Joe</b>                  | DB | Southern California |
| 11. <b>BOLHAUX, Guy</b>                 | LB | Wisconsin           |
| 12. <b>YOUNG, Ricky</b>                 | LB | Oklahoma State      |

## 1983

- |  |    |                 |
|--|----|-----------------|
| 1. <b>COVERT, Jimbo</b>                | T  | Pittsburgh      |
| <b>GAULT, Willie</b><br>from Tampa Bay | WR | Tennessee       |
| 2. <b>RICHARDSON, Mike</b>             | DB | Arizona State   |
| 3. <b>DUERSON, Dave</b>                | DB | Notre Dame      |
| 4. <b>THAYER, Tom</b>                  | C  | Notre Dame      |
| <b>DUNSMORE, Pat</b><br>from San Diego | TE | Drake           |
| 5. Choice to New England               |    |                 |
| 6. Choice to Cleveland                 |    |                 |
| 7. Choice to Cleveland                 |    |                 |
| 8. <b>DENT, Richard</b>                | DE | Tennessee State |
| <b>BORTZ, Mark</b><br>from San Diego   | DT | Iowa            |

- |  |    |            |
|--|----|------------|
| 9. <b>FADA, Rob</b>  | G  | Pittsburgh |
| <b>ZAVAGNIN, Mark</b><br>from Cleveland through San Francisco            | LB | Notre Dame |
| 10. <b>HUTCHISON, Anthony</b>  | RB | Texas Tech |
| 11. <b>WORTHY, Gary</b>  | RB | Wilmington |
| 12. <b>WILLIAMS, Oliver</b><br>from San Francisco<br>Choice to San Diego | WR | Illinois   |

## 1984

- |   |    |                  |
|---|----|------------------|
| 1. <b>MARSHALL, Wilber</b>                  | LB | Florida          |
| 2. <b>RIVERA, Ron</b>                       | LB | California       |
| 3. <b>HUMPHRIES, Stefan</b>                 | G  | Michigan         |
| 4. <b>ANDREWS, Tom</b>                      | G  | Louisville       |
| 5. Choice to WAS through SD,<br>SEA and NYG |    |                  |
| 6. Choice to Dallas                         |    |                  |
| 7. <b>ROBERTSON, Nakita</b>                 | RB | Central Arkansas |
| 8. <b>ANDERSON, Brad</b>                    | WR | Arizona          |
| 9. Choice to San Francisco                  |    |                  |
| <b>CASALE, Mark</b><br>from Cleveland       | QB | Montclair State  |
| 10. <b>VESTMAN, Kurt</b>                    | TE | Idaho            |
| <b>GAYLE, Shaun</b><br>from Cleveland       | DB | Ohio State       |
| 11. Choice to L.A. Rams                     |    |                  |
| <b>BUTKUS, Mark</b><br>from Cleveland       | DT | Illinois         |
| 12. Choice to Miami through SF              |    |                  |
| <b>JORDAN, Donald</b><br>from Cleveland     | RB | Houston          |

## 1985

- |                             |    |                    |
|-----------------------------|----|--------------------|
| 1. <b>PERRY, William</b>    | DT | Clemson            |
| 2. <b>PHILLIPS, Reggie</b>  | DB | Southern Methodist |
| 3. <b>MANESS, James</b>     | WR | Texas Christian    |
| 4. <b>BUTLER, Kevin</b>     | K  | Georgia            |
| 5. Choice to N.Y. Jets      |    |                    |
| 6. Choice to L.A. Rams      |    |                    |
| 7. <b>BENNETT, Charles</b>  | DE | S.W. Louisiana     |
| 8. <b>BUXTON, Steve</b>     | T  | Indiana State      |
| 9. <b>SANDERS, Thomas</b>   | RB | Texas A&M          |
| 10. <b>CORYATT, Pat</b>     | DT | Baylor             |
| 11. <b>MORRISSEY, James</b> | LB | Michigan State     |
| 12. Choice to San Diego     |    |                    |

## 1986

- |                             |    |                |
|-----------------------------|----|----------------|
| 1. <b>ANDERSON, Neal</b>    | RB | Florida        |
| 2. <b>JACKSON, Vestee</b>   | CB | Washington     |
| 3. <b>WILLIAMS, David</b>   | WR | Illinois       |
| 4. <b>BLAIR, Paul</b>       | T  | Oklahoma State |
| 5. <b>BARNES, Lew</b>       | WR | Oregon         |
| 6. <b>POWELL, Jeff</b>      | RB | Tennessee      |
| 7. <b>JONES, Bruce</b>      | DB | North Alabama  |
| 8. <b>DOUGLASS, Maurice</b> | DB | Kentucky       |
| 9. <b>TELTSCHIK, John</b>   | P  | Texas          |
| 10. <b>HUNDLEY, Barton</b>  | DB | Kansas State   |
| 11. <b>KOZLOWSKI, Glen</b>  | WR | BYU            |
| 12. Choice to San Diego     |    |                |

## 1987

- |                               |    |                 |
|-------------------------------|----|-----------------|
| 1. <b>HARBAUGH, Jim</b>       | QB | Florida         |
| 2. <b>MORRIS, Ron</b>         | WR | SMU             |
| 3. Choice to LA Rams (Flutie) |    |                 |
| 4. <b>SMITH, Sean</b>         | DE | Grambling       |
| 5. <b>BRYAN, Steve</b>        | DE | Oklahoma        |
| 6. <b>JOHNSON, Will</b>       | LB | NE Louisiana    |
| 7. <b>ADICKES, John</b>       | C  | Baylor          |
| 8. <b>HARRIS, Archie</b>      | T  | Williams & Mary |
| 9. <b>MIGLIAZZO, Paul</b>     | LB | Oklahoma        |
| 10. <b>HEIMLUL, Lakes</b>     | FB | BYU             |
| 11. <b>CHAPURA, Dick</b>      | DT | Missouri        |
| 12. <b>JESSIE, Tim</b>        | RB | Auburn          |
| <b>JEFFRIES, Eric</b>         | CB | Texas           |



# ALL-TIME FIRST ROUND PICKS

Year	Pick	Player	Year	Pick	Player
1936	6th	T Joe Stydahar, West Virginia	1964	14th	DT Dick Evey, Tennessee
1937	8th	E Les McDonald, Nebraska	1965a	3rd	(from Pitt for '64 2nd, 4th round picks,) MLB Dick Butkus, Illinois
1938	10th	HB Joe Gray, Oregon St.	1965b	4th	RB Gale Sayers, Kansas
1939a	2nd	(from Pitt for E Eggs Manske)	1965c	6th	(from Wash for WR Angelo Coia, DT Fred Williams), DE Steve Delong, Tennessee
1939b	6th	QB Sid Luckman, Columbia			
1940	7th	FB Bill Osmanski, Holy Cross			
1941a	1st	C-LB Bulldog Turner, Hardin-Simmons	1966	12th	DT George Rice, LSU
		(from Phila for C John Schiechl)	1967	10th	DE Loyd Phillips, Arkansas
		HB Tom Harmon, Michigan	1968	17th	RB Mike Hull, Southern Cal
1941b	3rd	(from Pitt for QB Billy Patterson)	1969	14th	T Rufus Mayes, Ohio St.
		FB Norm Standlee, Stanford	1970	2nd	to GB for LB Roy Caffey, RB Elijah Pitts, C Bob Hyland
1941c	9th	HB Don Scott, Ohio State			
1942	10th	QB Frankie Albert, Stanford	1971	11th	RB Joe Moore, Missouri
1943	9th	HB Bob Steuber, Missouri	1972a	3rd	(from Giants for C Bob Hyland, CB Bennie McCrae), T Lionel Antoine, Southern Ill.
1944	8th	HB Ray Evans, Kansas			
1945	7th	HB Don Lund, Michigan	1972b	12th	S Craig Clemons, Iowa
1946	4th	QB Johnny Lujack, Notre Dame	1973	8th	DT Wally Chambers, Eastern Ky.
1947a	1st	(bonus choice)	1974a	4th	LB Waymond Bryant, Tennessee St.
		HB Bob Fenimore, Oklahoma A & M	1974b	20th	(from LA for WR Dick Gordon)
1947b	11th	HB Don Kindt, Wisconsin			
1948a	—	(from Pitt for HB Ray Evans)	1975	4th	DE Dave Gallagher, Michigan
		QB Bobby Layne, Texas	1976	8th	RB Walter Payton, Jackson St.
1948b	—	E Max Baumgardner, Texas			
1949	10th	C Dick Harris, Texas	1977	15th	(from Atl for 1st & 3rd round picks) T Dennis Lick
1950	2nd	HB Chuck Hunsinger, Florida	1978	20th	T Ted Albrecht, California
		RB Harper Davis, Mississippi St.	1979a	4th	to Cleve for QB Mike Phipps (from TB for DT Wally Chambers)
1951a	2nd	QB Bob Williams, Notre Dame			
1951b	10th	(from disbanded Colts)	1979b	9th	DT Dan Hampton, Arkansas
		HB Billy Stone, Bradley	1980	19th	DE Al Harris, Arizona St.
1952	8th	FL-HB Jim Dooley, Miami	1981	11th	LB Otis Wilson, Louisville
1953	6th	HB Billy Anderson, Compton JC	1982	5th	T Keith Van Horne, USC
1954	6th	HB Stan Wallace, Illinois	1983	6th	QB Jim McMahon, BYU
1955	11th	HB Ron Drzewiecki, Marquette			
1956	10th	E "Tex" Schriewer, Texas	1984	11th	T Jim Covert, Pittsburgh
1957	13th	DT Earl Leggett, LSU	1985	22nd	WR Willie Gault, Tennessee
1958	7th	LB-G Chuck Howley, West Virginia	1986	27th	LB Wilber Marshall, Florida
1959	7th	HB Don Clark, Ohio St.	1987	26th	DT William Perry, Clemson
1960	7th	G Roger Davis, Syracuse	1988	23rd	RB Neal Anderson, Florida
1961	5th	TE Mike Ditka, Pittsburgh			
1962	7th	RB Ronnie Bull, Baylor			
1963a	10th	to LA for RB Joe Marconi			
1963b	11th	(from Pitt for QB Ed Brown)			
		C Dave Behrman, Michigan St.			
					WR Wendell Davis, LSU

# RECORDS SET IN 1987

## INDIVIDUAL

- Most games, career — Walter Payton, 190, 1975-87  
 Doug Buffone, 186, 1966-79
- Consecutive games, career — Walter Payton, 186, 1975-87  
 Mike Hartenstine, 179, 1975-86
- Longest punt return — Dennis McKinnon, 94 yards, 9/14/87  
 Scooter McLean, 89 yards, 10/11/42
- Punt returns for TD, season — Dennis McKinnon, 2  
 1 by many
- Punt returns for TD, career — Dennis McKinnon, 3, 1983-85, 87 tie  
 3 Steve Schubert, 1975-79 and Scooter McLean 1940-47

## TEAM

- Passing first downs, season — 156 145 (1985)
- First downs by penalty, season — 42 32 (1963)
- Fewest fumbles recovered, season — 11 15 (1982, 1943)
- Passing first downs allowed, season — 158 154 (1983)
- Fewest rush atts by opp, game — 12, Det. 11/12 13 Rams, 10/11/64
- Most completions allowed, season — 255 249 (1983)
- Fewest interception return yards, season — 69 99 (1982)
- Fewest fair catches by opp, season — 7 7 (1980 and 1982) tie

# BEARS RANKINGS IN NFL/NFC IN 1987

## NFC/NFL

- Scoring — Kevin Butler, 85 points 5/10
- Passing — Jim McMahon, 87.4 rating 4/7
- Punt Ret — Dennis McKinnon, 10.1 avg. 6/10
- Kick Ret — Dennis Gentry, 24.8 avg. 2/2
- Sacks — Richard Dent, 13.5 2/2

	Offense		Defense	
		5/12 (NFL/NFL)		
Total Yards/game	336.3		281.0	2/2
Rush Yards/game	130.3	6/13	94.2	1/1
Pass Yards/game	206.0	6/12	186.8	3/7
Points/game	23.7	5/9	18.8	2/4

# SOLDIER FIELD RECORDS

(Since Bears moved there in 1971)

## LONGEST RUN FROM SCRIMMAGE

- Bears — 73 Walter Payton vs. Detroit, 9/18/77
- Opp. — 67 Sherman Smith, Seattle 11/5/78

## LONGEST FORWARD PASS

- Bears — 89 Vince Evans to Rickey Watts vs. Vikings 9/21/80
- Opp. — 90 Tony Eason to Craig James, New England 9/15/85

## LONGEST PUNT

- Bears — 87 Dave Finzer vs. New Orleans 10/7/84
- Opp. — 75 Rich Camarillo, New England 9/15/85

## LONGEST PUNT RETURN

- Bears — 94 Dennis McKinnon vs. Giants 9/14/87
- Opp. — 77 Lee Nelson, St. Louis 12/16/79

## LONGEST KICKOFF RETURN

- Bears — 99 Willie Gault vs. Washington 9/29/85
- Opp. — 97 Del Rodgers, Green Bay 12/9/84

## LONGEST INTERCEPTION RETURN

- Bears — 92 Todd Bell vs. Detroit 11/22/81
- Opp. — 99 Rick Sanford, New England 12/4/82

## LONGEST FIELD GOAL

- Bears — 52 Bob Thomas vs. Detroit 11/18/84
- Kevin Butler vs. Packers 11/29/87
- Opp. — 52 Fred Cox, Minnesota 10/27/75

## THE LAST TIME

### Punt Returned for TD —

- By Bears — Dennis McKinnon at Tampa Bay, 10/25/87, 65 yards
- By Opp. — Dana McLemore, San Francisco, 12/14/87, 83 yards

### Punt Blocked for TD —

- By Bears — Egypt Allen at Philadelphia, 10/4/87; Anthony Mosley returned 9 yards for TD
- By Opp. — Eric Howard, New York Giants, blocked punt; Tom Flynn recovered in endzone, 9/14/87

### Opponents' Fumble Returned for TD —

- By Bears — Wilber Marshall vs. Lions 10/26/86, 12 yards
- By Opp. — Winston Moss, Tampa Bay, 10/25/87, recovered in endzone

### Intercepted Pass Returned for TD —

- By Bears — Shaun Gayle vs. Lions, 11/22/87, 20 yards
- By Opp. — Terry Kinard, Giants 9/14/87, 70 yards

### Kickoff Returned for TD —

- By Bears — Dennis Gentry vs. Chiefs 11/1/87, 88 yards
- By Opp. — Del Rodgers, Green Bay, 12/9/84, 97 yards

### Shut Out —

- By Bears — vs Atlanta 11/24/85, 36-0
- By Opp. — at San Francisco, 12/14/87, 41-0

### Field Goal Blocked for TD —

- By Bears — Virgil Livers vs Raiders, 10/1/78, blocked field goal; Mike Spivey returned 71 yards for TD.
- By Opp. — Alan Page at Green Bay, 9/7/80, blocked field goal; Chester Marcol ran 25 yards with rebound.

# INDIVIDUAL RECORDS

## SERVICE

### Seasons, Active Player

- 14 Bill George, 1952-65  
Doug Buffone, 1966-79
- 13 George Trafton, 1920-32  
Clyde (Bulldog) Turner, 1940-52  
Jim Osborne, 1972-84  
Walter Payton, 1975-87

### Consecutive Seasons, Active Player

same as above

### Games, Lifetime

- 190 Walter Payton, 1975-87
- 186 Doug Buffone, 1966-79  
Bob Parsons, 1972-83
- 185 Jim Osborne, 1972-84

### Consecutive Games, Lifetime

- 186 Walter Payton, 1975-87
- 179 Mike Hartenstine, 1975-86
- 167 Bob Parsons, 1972-73

### Seasons, Head Coach

- 40 George Halas, 1920-29, 33-42,  
46-55, 58-67
- 6 Mike Ditka, 1982-87
- 4 Hunk Anderson/Luke Johnsos  
(co-coaches), 1942-45  
Jim Dooley, 1968-71  
Neill Armstrong, 1978-81

## SCORING

### Points, Lifetime

- 750 Walter Payton, 1975-87 (125-td's)
- 629 Bob Thomas, 1975-84 (245-xp, 128-fg)
- 541 George Blanda, 1949-58 (5-td, 247-xp, 88-fg)

### Points, Season

- 144 Kevin Butler, 1985 (51-xp, 31-fg)
- 132 Gale Sayers, 1965 (22-td)
- 120 Kevin Butler, 1986 (36-xp, 28-fg)

### Points, Game

- 36 Gale Sayers, 12/12/65
- 24 7 Players Tied

### Consecutive Games, 1+ Points

- 83 George Blanda, 10/28/51-11/9/58
- 55 Bob Thomas, 12/2/79-12/16/84
- 41 Kevin Butler, 9/8/85-12/6/87

## Touchdowns

### Touchdowns, Lifetime

- 125 Walter Payton, 1975-87 (110-rush, 15-rec)
- 59 Rick Casares, 1955-64 (49-rush, 10-rec)
- 56 Gale Sayers, 1965-71 (39-rush, 9-rec, 8-ret)

### Touchdowns, Season

- 22 Gale Sayers, 1965 (14-rush, 6-rec, 2-ret)
- 16 Walter Payton, 1977 (14-rush, 2-rec)  
Walter Payton, 1979 (14-rush, 2-rec)
- 14 Rick Casares, 1956 (12-rush, 2-rec)

### Touchdowns, Game

- 6 Gale Sayers, 12/12/65 (4-rush, 1-rec, 1-ret)
- 4 7 Players Tied

### Consecutive Games, 1+ Touchdowns

- 8 Rick Casares, 11/1/59-9/25/60
- 7 Ken Kavanaugh, 11/2/47-12/14/47  
Willie Galimore, 9/28/58-11/9/58  
Gale Sayers, 10/26/69-12/6/69  
Walter Payton, 10/3/76-11/14/76

## Extra Points

### Extra Points, Lifetime

- 247 George Blanda, 1949-58
- 245 Bob Thomas, 1975-84
- 159 Mac Percival, 1967-73

### Extra Points, Season

- 52 Roger Leclerc, 1965
- 51 Kevin Butler, 1985
- 45 George Blanda, 1956

### Extra Points, Game

- 8 Bob Snyder, 11/14/43
- 7 10 Players Tied

### Extra Points Attempted, Lifetime

- 268 Bob Thomas, 1975-84
- 250 George Blanda, 1949-58
- 162 Mac Percival, 1967-73

### Extra Points Attempted, Season

- 52 Ray (Scooter) McLean, 1947  
Roger Leclerc, 1965
- 51 Kevin Butler, 1985
- 47 George Blanda, 1956

### Extra Points Attempted, Game

- 9 Bob Thomas, vs. G.B., 12/7/80
- 8 Bob Snyder, vs. N.Y., 11/14/43  
George Blanda, vs. Balt., 10/21/56  
Roger Leclerc, vs. Balt., 11/25/62

### Consecutive Extra Points, Lifetime

- 156 George Blanda, 10/28/51-10/21/56
- 143 Mac Percival, 11/19/67-11/4/73

**Extra Points (no misses), Season**

- 52 Roger Leclerc, 1965
- 51 **Kevin Butler, 1985**
- 37 George Blanda, 1955

**Extra Points (no misses), Game**

- 8 Bob Snyder, 11/14/43
- 7 8 Players Tied

**Field Goals****Fields Goals, Lifetime**

- 128 Bob Thomas, 1975-84
- 99 Mac Percival, 1967-73
- 88 George Blanda, 1949-58

**Field Goals, Season**

- 31 **Kevin Butler, 1985**
- 28 **Kevin Butler, 1986**
- 25 Mac Percival, 1968

**Field Goals, Game**

- 5 Roger Leclerc, 12/3/61
- Mac Percival, 10/20/68
- 4 7 times, last time
- Kevin Butler, 11/8/86**

**Field Goals Attempted, Lifetime**

- 205 Bob Thomas, 1975-84
- 201 George Blanda, 1949-58
- 182 Mac Percival, 1967-73

**Field Goals Attempted, Season**

- 41 **Kevin Butler, 1986**
- 38 **Kevin Butler, 1985**
- 36 Mac Percival, 1968

**Field Goals Attempted, Game**

- 7 Roger Leclerc, 11/17/63
- 6 George Blanda, 11/3/57
- Kevin Butler, 9/19/85, 9/14/86, 11/8/87**

**Consecutive Field Goals, Lifetime**

- 18 **Kevin Butler, 9/14/86-11/16/86**
- 14 **Kevin Butler, 11/8/87-12/6/87**
- 13 **Kevin Butler, 11/10/85-12/22/85**

**Consecutive Games, 1+ Field Goals**

- 13 **Kevin Butler, 11/10/85-10/12/86**
- 12 George Blanda, 11/11/56-11/3/57
- 10 George Blanda, 11/14/54-11/20/55
- Mac Percival, 10/13/68-12/15/68

**Longest Field Goal**

- 55 Bob Thomas, 11/23/75
- 53 Bob Thomas, 10/28/84
- 52 Lee Artoe, 10/27/40
- Bob Thomas, 11/11/84; 11/18/84
- Kevin Butler, 9/22/86, 11/8/87, 11/29/87**

**Percentage, Lifetime (25 +)**

- 72.9 **Kevin Butler, 1985-87, 78 of 107**
- 62.4 Bob Thomas, 1975-84, 128 of 205
- 54.4 Mac Percival, 1967-73, 99 of 182

**Percentage, Season (10 +)**

- 81.6 **Kevin Butler, 1985, 31 of 38**
- 78.5 Bob Thomas, 1984, 22 of 28
- 72.2 Bob Thomas, 1980, 13 of 18

**Field Goals (no misses), Game**

- 5 Roger Leclerc, 12/3/61
- Mac Percival, 10/20/68
- 4 4 times, last time:
- Kevin Butler, 12/14/85**

**Safeties****Safeties, Lifetime**

- 2 **Steve McMichael, 1981-1987**

**RUSHING****Attempts****Attempts, Lifetime**

- 3,838 Walter Payton, 1975-87
- 1,386 Rick Casares, 1955-67
- 991 Gale Sayers, 1965-71

**Attempts, Season**

- 381 Walter Payton, 1984
- 369 Walter Payton, 1979
- 339 Walter Payton, 1977
- Walter Payton, 1981

**Attempts, Game**

- 40 Walter Payton, 11/20/77
- 38 Walter Payton, 11/26/81
- 36 Walter Payton, 11/7/76
- Walter Payton, 10/25/81

**Yardage****Yards Gained, Lifetime**

- 16,726 Walter Payton, 1975-87
- 5,657 Rick Casares, 1955-64
- 4,956 Gale Sayers, 1965-71

**Seasons, (1,000 +)**

- 10 Walter Payton, 1976, 77, 78, 79, 80,
- 81, 83, 84, 85, 86
- 2 Gale Sayers, 1966, 69
- 1 Beattie Feathers, 1934
- Rick Casares, 1956

**Yards Gained, Season**

- 1,852 Walter Payton, 1977
- 1,684 Walter Payton, 1974
- 1,610 Walter Payton, 1979

**Yards Gained, Game**

- 275 Walter Payton, 11/20/77
- 205 Walter Payton, 10/30/77
- Gale Sayers, 11/3/68
- 197 Gale Sayers, 12/18/66

**Games, (100 +) Lifetime**

77	Walter Payton, 1975-87
20	Gale Sayers, 1965-71
13	Rick Casares, 1955-64

**Consecutive Games, (100 +)**

9	Walter Payton, 10/13/85-12/8/85
6	Walter Payton, 9/9/84-10/14/84
5	Walter Payton, 11/13/77-12/11/77

**Games, (100 +) Season**

10	Walter Payton, 1977, 1985
9	Walter Payton, 1979, 1984
8	Walter Payton, 1980

**Longest Run From Scrimmage**

86	Bill Osmanski, (TD) 10/15/39
85	Pete Stinchcomb, (TD) 11/20/21
82	Beattie Feathers, (TD) 10/10/34

**Consecutive Seasons, (1,000 +)**

6	Walter Payton, 1976, 77, 78, 79, 80, 81
---	---

**Games, (200 +) Season**

2	Walter Payton, 1977
---	---------------------

**Games, (200 +) Career**

2	Walter Payton, 1975-87
---	------------------------

**Average Gain****Average Gain, Lifetime (250 +)**

6.6	Bobby Douglass, 1969-75
5.8	Beattie Feathers, 1934-37
5.0	Gale Sayers, 1965-71

**Average Gain, Season (100 +)**

9.9	Beattie Feathers, 1934
6.9	Bobby Douglass, 1972
6.2	Gale Sayers, 1968

**Average Gain, Game (10 +)**

11.8	Joe Maniaci, 10/2/39
11.6	Gale Sayers, 12/18/66
11.2	Rick Casares, 12/16/56

**Touchdowns****Touchdowns, Lifetime**

110	Walter Payton, 1975-87
49	Rick Casares, 1955-64
39	Gale Sayers, 1965-71

**Touchdowns, Season**

14	Gale Sayers, 1965
	Walter Payton, 1977
	Walter Payton, 1979
13	Walter Payton, 1976
12	Rick Casares, 1956

**Touchdowns, Game**

4	Rick Casares, 10/28/56
	Rick Casares, 12/6/59
	Gale Sayers, 12/12/65
	Bobby Douglass, 11/4/73
3	5 Players Tied

**Consecutive Games, 1+ TDs**

7	Gale Sayers, 10/26/69-12/6/69
	Walter Payton, 10/3/76-11/14/76
6	Beattie Feathers, 9/30/34-10/28/34
	Johnny Lujack, 10/1/50-11/12/50
	Rick Casares, 11/1/59-12/6/59
	Gale Sayers, 11/14/65-12/19/65

**PASSING****Rating, Lifetime (400 + passes)**

81.1	<b>Jim McMahon, 1982-87</b>
75.0	Sid Luckman, 1939-50
73.4	Bill Wade, 1961-66

**Rating, Season (100 +)**

107.8	Sid Luckman, 1943
97.8	<b>Jim McMahon, 1984</b>
95.5	Sid Luckman, 1941

**Passes****Passes, Lifetime**

1,744	Sid Luckman, 1939-50
1,407	Bill Wade, 1961-66
1,321	<b>Jim McMahon, 1982-87</b>

**Passes, Season**

436	Vince Evans, 1981
412	Bill Wade, 1962
385	Jack Concannon, 1970

**Passes, Game**

57	Bill Wade, 10/25/64
52	Johnny Lujack, 10/23/49
50	Jack Concannon, 12/20/70

**Completions****Completions, Lifetime**

904	Sid Luckman, 1939-50
767	Bill Wade, 1961-66
760	<b>Jim McMahon, 1982-87</b>

**Completions, Season**

225	Bill Wade, 1962
195	Vince Evans, 1981
194	Jack Concannon, 1970

## Completions, Game

- 33 Bill Wade, 10/25/64
- 31 Virgil Carter, 12/6/69
- 29 Johnny Lujack, 10/23/49

## Completion Percentage

### Completion Percentage, Lifetime (250+ comp.)

- 57.5 **Jim McMahon, 1982-87, 760 of 1,321**
- 54.5 Bill Wade, 1961-66, 767 of 1,407
- 54.0 Rudy Bukich, 1958-59, 62-68, 474 of 878

### Completion Percentage, Season (60+)

- 61.9 Rudy Bukich, 1964, 99 of 160
- 59.5 **Jim McMahon, 1987, 125 of 210**
- 59.4 **Jim McMahon, 1984, 85 of 143**

### Completion Percentage, Games (10+)

- 86.7 Bob Williams, 10/12/52, 13 of 15
- 83.3 Gene Ronzani, 10/22/44, 10 of 12
- Ed Brown, 11/20/55, 15 of 18
- Bill Wade, 11/8/64, 10 of 12

## Yards Passing

### Yards Passing, Lifetime

- 14,686 Sid Luckman, 1939-50
- 9,958 Bill Wade, 1961-66
- 9,857 **Jim McMahon, 1982-87**

### Yards Passing, Season

- 3,172 Bill Wade, 1962
- 2,712 Sid Luckman, 1947
- 2,658 Johnny Lujack, 1949

### Games, 300+ Yards, Lifetime

- 9 Bill Wade, 1961-66
- 4 George Blanda, 1949-58

### Consecutive Games, 300+

- 2 Sid Luckman, 10/12/47-10/19/47
- George Blanda, 10/17/54-10/24/54
- Bill Wade, 10/14/62-10/21/62
- Bill Wade, 11/18/62-11/25/62

### Games, 300+ Yards, Season

- 4 Bill Wade, 1962
- 3 Bill Wade, 1961
- 2 4 Players Tied

### Yards Passing, Game

- 468 Johnny Lujack, 12/11/49
- 466 Bill Wade, 11/18/62
- 433 Sid Luckman, 11/14/43

### Longest Pass Completion

- 98 Bill Wade (to John Farrington for TD), 10/8/61
- 93 Jack Concannon (to Dick Gordon for TD), 11/19/67
- 91 Ed Brown (to Willard Dewveall for TD), 10/16/60

## Touchdown Passes

### Touchdown Passes, Lifetime

- 137 Sid Luckman, 1939-50
- 68 Bill Wade, 1961-66
- 63 Ed Brown, 1954-61

### Touchdown Passes, Season

- 28 Sid Luckman, 1943
- 24 Sid Luckman, 1947
- 23 Johnny Lujack, 1949

### Touchdown Passes, Game

- 7 Sid Luckman, 11/14/43
- 6 Johnny Lujack, 12/11/49
- 5 Ray Butvid, 12/5/37

### Consecutive Games, 1+ TD Pass

- 19 Sid Luckman, 11/22/42-11/26/44
- 14 Sid Luckman, 10/12/47-10/17/48

## Passes Had Intercepted

### Passes Had Intercepted, Lifetime

- 132 Sid Luckman, 1939-50
- 88 Ed Brown, 1954-61
- 70 George Blanda, 1949-58

### Passes Had Intercepted, Season

- 31 Sid Luckman, 1947
- 24 Bill Wade, 1962
- George Blanda, 1953
- 22 Johnny Lujack, 1949

### Passes Had Intercepted, Game

- 7 Edmund (Zeke) Bratkowski, 10/2/60
- 5 7 Players Tied

### Passes (none intercepted), Game

- 46 Bill Wade, 10/11/64
- 39 Vince Evans, 10/25/81
- 38 Bill Wade, 10/4/64

## Percentage Intercepted

### Lowest Percentage, Lifetime (400+ passes)

- 3.71 **Jim McMahon, 1982-87 (49 int.; 1,321 att.)**
- 4.69 Bill Wade, 1961-66 (66 int.; 1,407 att.)
- 5.13 Rudy Bukich, 1958-59, 62-68 (45 int.; 878 att.)

### Lowest Percentage, Season (100+)

- 1.40 **Jim McMahon, 1984 (2 int.; 143 att.)**
- 2.88 Rudy Bukich, 1965 (9 int.; 312 att.)
- 3.13 Mike Phipps, 1979 (8 int.; 255 att.)

## Average Gain Per Attempt

### Average Gain, Lifetime (400+ passes)

- 8.42 Sid Luckman, 1939-50
- 8.23 Bernie Masterson, 1934-40
- 7.79 Johnny Lujack, 1948-51

### Average Gain, Season (100+)

- 10.86 Sid Luckman, 1943
- 9.924 Sid Luckman, 1941
- 9.923 Ed Brown, 1956

**Average Gain, Game (10 +)**

- 17.1 Charlie O'Rourke, 11/22/42  
 16.9 Sid Luckman, 10/5/41  
 16.7 Gene Ronzani, 10/22/44

**PASS RECEIVING****Pass Receptions, Lifetime**

- 492 Walter Payton, 1975-87  
 356 Johnny Morris, 1958-67  
 316 Mike Ditka, 1961-66

**Pass Receptions, Season**

- 93 Johnny Morris, 1964  
 75 Mike Ditka, 1964  
 71 Dick Gordon, 1970

**Pass Receptions, Game**

- 14 Jim Keane, 10/23/49  
 13 Mike Ditka, 10/25/64

**Consecutive Games, 1 +**

- 49 Mike Ditka, 12/3/61-10/10/65  
 45 Walter Payton, 12/16/84-12/27/87  
 34 Willie Gault, 11/17/85-12/27/87

**Yards Gained****Yards Gained, Lifetime**

- 5,059 Johnny Morris, 1958-67  
 4,616 Harlon Hill, 1954-61  
 4,538 Walter Payton, 1975-87

**Seasons, 1,000 + Yards**

- 2 Harlon Hill, 1954, 56  
 1 3 Players Tied

**Yards Gained, Season**

- 1,200 Johnny Morris, 1964  
 1,128 Harlon Hill, 1956  
 1,124 Harlon Hill, 1954

**Games 100 + Yards, Lifetime**

- 19 Harlon Hill, 1954-61  
 15 Johnny Morris, 1958-67  
 14 Mike Ditka, 1961-66

**Consecutive Games, 100 +**

- 3 Harlon Hill, 11/11/56-11/25/56  
 2 8 Players Tied

**Games, 100 + Yards, Season**

- 7 Harlon Hill, 1954  
 6 Harlon Hill, 1956  
 Johnny Morris, 1964

**Yards Gained, Game**

- 214 Harlon Hill, 10/31/54  
 201 Johnny Morris, 11/18/62  
 198 Harlon Hill, 10/21/56

**Longest Pass Reception**

- 98 John Farrington (from Bill Wade for TD),  
 10/8/61  
 93 Dick Gordon (from Jack Concannon for TD),  
 11/19/67  
 91 Willard Dewveall (from Ed Brown for TD),  
 10/16/60

**Average Gain****Average Gain, Lifetime (100 - rec.)**

- 22.4 Ken Kavanaugh, 1940-41, 45-50  
 21.7 Ray (Scooter) McLean, 1940-47  
 20.4 Harlon Hill, 1954-61

**Average Gain, Season (30 +)**

- 25.6 Ken Kavanaugh, 1947  
 25.0 Harlon Hill, 1954

**Average Gain, Game (4 +)**

- 44.8 Dick Gordon, 11/19/67  
 37.5 Gene Schroeder, 12/16/51

**Touchdowns****Touchdowns, Lifetime**

- 50 Ken Kavanaugh, 1940-41, 45-50  
 40 Harlon Hill, 1954-61  
 35 Dick Gordon, 1965-71

**Touchdowns, Season**

- 13 Ken Kavanaugh, 1947  
 Dick Gordon, 1970  
 12 Harlon Hill, 1954  
 Mike Ditka, 1961

**Touchdowns, Game**

- 4 Harlon Hill, 10/31/54  
 Mike Ditka, 10/13/63  
 3 7 Players Tied

**Consecutive Games, 1 + TD**

- 7 Ken Kavanaugh, 11/2/47-12/14/47  
 5 Mike Ditka, 10/22/61-11/19/61  
 Dennis McKinnon, 9/8/85-10/5/85

**INTERCEPTIONS BY****Interceptions By, Lifetime**

- 38 Gary Fencik, 1976-87  
 37 Richie Petitbon, 1959-68  
 27 Bennie McRae, 1962-70

**Interceptions By, Season**

- 9 Roosevelt Taylor, 1963  
 8 Clyde (Bulldog) Turner, 1942  
 Johnny Lujack, 1948  
 Richie Petitbon, 1963

**Interceptions By, Game**

- 3 Hank Margarita, 11/11/45  
 Johnny Lujack, 9/26/48  
 Richie Petitbon, 9/24/67  
 Curtis Gentry, 11/19/67  
 Ross Brupbacher, 12/12/76

**Consecutive Games, 1 +**

- 4 Clyde (Bulldog) Turner, 9/27/42-10/18/42  
 S.J. Whitman, 12/13/53-10/10/54  
 Ken Gorgal, 10/9/55-10/30/55  
 Erich Barnes, 10/12/58-11/2/58  
 Richie Petitbon, 12/10/61-9/23/62  
 Charlie Ford, 10/28/73-11/18/73  
 Dave Duerson, 9/14/86-10/5/86



## Yards Returned

### Yards Returned, Lifetime

- 643 Richie Petitbon, 1959-68
- 485 Bennie McRae, 1962-70
- 483 Gary Fencik, 1976-87

### Yards Returned, Season

- 212 Richie Petitbon, 1962
- 182 J.C. Caroline, 1956
- 172 Don Kindt, 1953  
Roosevelt Taylor, 1963

### Yards Returned, Game

- 101 Richie Petitbon, 12/9/62
- 96 Clyde (Bulldog) Turner, 10/26/47  
Roosevelt Taylor, 10/20/68
- 92 Todd Bell, 11/22/81

### Longest Interception Return

- 101 Richie Petitbon, (TD) 12/9/62
- 96 Clyde (Bulldog) Turner, (TD) 10/26/47  
Roosevelt Taylor, (TD) 10/20/68
- 92 Todd Bell, (TD) 11/22/81

## Touchdowns

### Touchdowns, Lifetime

- 4 Bennie McRae, 1962-70
- 3 Richie Petitbon, 1959-68  
Roosevelt Taylor, 1961-69

### Touchdowns, Season

- 2 Jerry Weatherly, 1950  
J.C. Caroline, 1956  
Bennie McRae, 1967

### Touchdowns, Game

- 1 By many players. Last:  
Shaun Gayle, 11/22/87

## PUNTING

### Punts

#### Punts, Lifetime

- 878 Bob Parsons, 1972-83
- 833 Bobby Joe Green, 1962-73
- 343 Ed Brown, 1954-61

#### Punts, Season

- 114 Bob Parsons, 1981
- 99 Bob Parsons, 1976
- 96 Bob Parsons, 1978

#### Punts, Game

- 14 Keith Molesworth, 12/10/33
- 11 Ed Brown, 11/29/59  
Bobby Joe Green, 12/2/73  
Bob Parsons, 12/12/76  
Bob Parsons, 11/22/81  
Dave Finzer, 12/3/84

## Yards Punting

### Yards Punting, Lifetime

- 35,057 Bobby Joe Green, 1962-73
- 34,180 Bob Parsons, 1972-83
- 13,912 Ed Brown, 1954-61

### Yards Punting, Season

- 4,531 Bob Parsons, 1981
- 3,726 Bob Parsons, 1976
- 3,625 Bob Parsons, 1975

### Yards Punting, Game

- 517 Keith Molesworth, 12/10/33
- 476 Bob Parsons, 11/6/77
- 471 George Gulyanics, 11/14/48

### Longest Punt

- 94 Joe Lintzenich, 11/16/31
- 87 Dave Finzer, 10/7/84
- 81 Bob Parsons, 12/4/82

## Average

### Average, Lifetime (75 + punts)

- 44.5 George Gulyanics, 1947-52
- 42.1 Bobby Joe Green, 1962-73
- 41.9 Fred (Curley) Morrison, 1950-53

### Average, Season (30 + punts)

- 46.5 Bobby Joe Green, 1963
- 44.5 Bobby Joe Green, 1964
- 44.2 George Gulyanics, 1948

### Average, Game (4 + punts)

- 57.3 Fred (Curley) Morrison, 11/16/52
- 54.6 Maury Buford, 10/21/85
- 54.0 Maury Buford, 10/6/85

## Punts Had Blocked

### Punts Had Blocked, Lifetime

- 5 Ed Brown, 1954-61  
Bob Parsons, 1972-83
- 4 Fred (Curley) Morrison, 1950-53

### Punts Had Blocked, Season

- 2 Fred (Curley) Morrison, 1953  
Ed Brown, 1960  
Jon Kilgore, 1968  
Bob Parsons, 1977  
Ray Stachowicz, 1983  
Dave Finzer, 1984

### Punts Had Blocked, Game

- 2 Jon Kilgore, 12/8/68  
Ray Stachowicz, 12/11/83
- 1 By many players. Last:  
Kevin Brown, 10/18/87

## PUNT RETURNS

### Punt Returns, Lifetime

- 123 Jeff Fisher, 1981-84
- 112 George McAfee, 1940-41, 45-50
- 104 Johnny Morris, 1958-67

### Punt Returns, Season

- 58 Jeff Fisher, 1984
- 57 Lew Barnes, 1986**
- 43 Jeff Fisher, 1981

### Punt Returns, Game

- 8 Jeff Fisher, 12/16/84
- 7 George McAfee, 10/15/50
- Ron Smith, 10/15/87
- Steve Schubert, 12/4/77
- Dennis McKinnon, 12/4/83
- 6 8 Players Tied

### Fair Catches

#### Fair Catches, Lifetime

- 47 Steve Schubert, 1975-79
- 32 Gale Sayers, 1965-71
- 24 Cecil Turner, 1968-73

#### Fair Catches, Season

- 21 Steve Schubert, 1978
- 20 Jeff Fisher, 1981
- 17 Cecil Turner, 1968

#### Fair Catches, Game

- 4 Cecil Turner, 10/28/68
- Steve Schubert, 10/8/78
- Steve Schubert, 12/10/78
- 3 7 Players Tied

### Yards Returned

#### Yards Returned, Lifetime

- 1,431 George McAfee, 1940-41, 45-50
- 1,137 Jeff Fisher, 1981-84
- 893 Johnny Morris, 1958-67

#### Yards Returned, Season

- 509 Jeff Fisher, 1981
- 492 Jeff Fisher, 1984
- 482 Lew Barnes, 1986**

#### Yards Returned, Game

- 134 Gale Sayers, 12/12/65
- Dennis McKinnon, 9/14/87**
- 108 George McAfee, 10/10/48
- 103 Jeff Fisher, 12/16/84

#### Longest Punt Return

- 94 Dennis McKinnon (TD), 9/14/87**
- 89 Ray (Scooter) McLean, (TD) 10/11/42
- 88 Jeff Fisher, (TD) 9/20/81

### Average Return

#### Average Return, Lifetime (25+)

- 14.8 Ray (Scooter) McLean, 1940-47
- 14.5 Gale Sayers, 1965-71
- 12.8 George McAfee, 1940-41, 45-50
- 112/CHICAGO

#### Average Return, Season (1+ Per Game)

- 15.8 Harry Clark, 1943
- 14.9 Gale Sayers, 1965
- 14.5 George McAfee, 1947

#### Highest Average Return, Game (3+)

- 36.0 George McAfee, 10/10/48
- 34.0 Ray (Scooter) McLean, 10/11/42
- 26.8 Gale Sayers, 12/12/65
- Dennis McKinnon, 9/14/87**

### Touchdowns

#### Touchdowns, Lifetime

- 3 Ray (Scooter) McLean, 1940-47
- Steve Schubert, 1975-79
- Dennis McKinnon, 1983-85, 87**
- 2 George McAfee, 1940-41, 45-50
- Gale Sayers, 1965-71
- Steve Schubert, 1975-78

#### Touchdowns, Season

- 2 Dennis McKinnon, 1987**

#### Touchdowns, Game

- 1 By many players. Last:
- Dennis McKinnon, 10/25/87**

## KICKOFF RETURNS

### Kickoff Returns, Lifetime

- 108 Cecil Turner, 1968-73
- 91 Gale Sayers, 1965-71
- 90 Dennis Gentry, 1982-87**

### Kickoff Returns, Season

- 31 Cecil Turner, 1971
- 30 Ron Smith, 1972
- 29 Brian Baschnagel, 1976

### Kickoff Returns, Game

- 8 Brian Baschnagel, 11/6/77
- 6 Charlie Sumner, 11/27/55
- Ron Smith, 11/19/72
- Brian Baschnagel, 11/13/77

### Yards Returned

#### Yards Returned, Lifetime

- 2,781 Gale Sayers, 1965-71
- 2,616 Cecil Turner, 1968-73
- 2,263 Ron Smith, 1965, 70-72

#### Yards Returned, Season

- 924 Ron Smith, 1972
- 754 Brian Baschnagel, 1976
- 752 Cecil Turner, 1970

#### Yards Returned, Game

- 208 Ron Smith, 11/19/72
- 185 Brian Baschnagel, 11/6/77
- 178 Ron Smith, 12/17/72

#### Longest Kickoff Return

- 103 Gale Sayers, (TD) 9/17/67
- 100 Don Bingham, (TD) 11/18/56
- 99 Willie Galimore, (TD) 10/4/58
- Willie Gault, (TD) 9/29/85**

## Average Return

### Average Return, Lifetime (25 +)

- 30.6 Gale Sayers, 1965-71
- 26.6 Ron Smith, 1965, 70-72
- 25.6 Willie Galimore, 1957-63

### Average Return, Season (1+ per game)

- 37.69 Gale Sayers, 1967
- 32.70 Cecil Turner, 1970
- 31.71 Walter Payton, 1975

### Average Return Game, (3 +)

- 52.00 Cecil Turner, 9/19/70
- 48.67 Dick Gordon, 9/16/66
- 48.33 Gale Sayers, 12/3/67

## Touchdowns

### Touchdowns Lifetime

- 6 Gale Sayers, 1965-71
- 4 Cecil Turner, 1968-73

### Touchdowns, Season

- 4 Cecil Turner, 1970
- 3 Gale Sayers, 1967
- 2 Gale Sayers, 1966

### Touchdowns, Game

- 1 By many players. Last:  
**Dennis Gentry, 11/1/87**

## FUMBLES

### Fumbles, Lifetime

- 85 Walter Payton, 1975-87
- 35 Rick Casares, 1955-64
- 34 Willie Galimore, 1957-63  
Gale Sayers, 1965-71

### Fumbles, Season

- 14 Gary Huff, 1974
- 13 Carl Garrett, 1973
- 12 Chick Jagade, 1954  
Rudy Bukich, 1965

### Fumbles, Game

- 4 Hugh Gallarneau, 12/1/46  
Rudy Bukich, 12/5/65  
Rusty Lisch, 12/9/84
- 3 9 Players Tied

## Total Fumbles Recovered

### Fumbles Recovered, Lifetime

- 27 Dick Butkus, 1965-73 (2-own, 25-opp.)
- 21 Joe Fortunato, 1955-66 (21 opp.)
- 18 Walter Payton, 1975-87 (18-own)

### Fumbles Recovered, Season

- 7 Dick Butkus, 1965 (1-own, 6-opp.)  
Gary Huff, 1974 (7-own)
- 6 Don Kindt, 1947 (3-own, 3-opp.)  
Jack Concannon, 1970 (6-own)

### Fumbles Recovered, Game

- 3 Gary Huff, (3-own) 9/15/74  
Virgil Livers, (3-own) 10/5/75
- 2 By many players. Last:  
**Egypt Allen, 10/18/87**

## Own Fumbles Recovered

### Own Fumbles Recovered, Lifetime

- 18 Walter Payton, 1975-87
- 13 Gale Sayers, 1965-71
- 10 Ed Brown, 1954-61

### Own Fumbles Recovered, Season

- 7 Gary Huff, 1974
- 6 Jack Concannon, 1970
- 5 Bobby Douglass, 1972

### Own Fumbles Recovered, Game

- 3 Gary Huff, 9/15/74  
Virgil Livers, 10/5/75

## Opponents' Fumbles Recovered

### Opponents' Fumbles Recovered, Lifetime

- 25 Dick Butkus, 1965-73
- 21 Joe Fortunato, 1955-56
- 17 Mike Hartenstine, 1975-86

### Opponents' Fumbles Recovered, Season

- 6 Dick Butkus, 1965
- 5 Ed O'Bradovich, 1962
- 4 8 Players Tied

### Opponents' Fumbles Recovered, Game

- 2 By many players. Last:  
**Egypt Allen, 10/18/87**

## Yards Returned (Total Fumbles)

### Yards Returned, Lifetime

- 128 Charlie Sumner, 1955, 58-60 (128-opp.)
- 111 Ed Sprinkle, 1944-55 (1-own, 110-opp.)
- 84 Larry Brink, 1954 (84-opp.)

### Yards Returned, Season

- 101 Charlie Sumner, 1958 (101-opp.)
- 84 Larry Brink, 1954 (84-opp.)
- 66 William Perry, 1985 (66-opp.)**

### Yards Returned, Game

- 86 Charlie Sumner, 12/7/58
- 84 Larry Brink, 11/28/54
- 62 Bill Garrett, 11/5/50

## Yards Returned (Own Fumbles)

### Yards Returned, Lifetime

- 36 John Adams, 1959-62
- 24 Ike Hill, 1973-74
- 22 Ron Bull, 1962-70

### Yards Returned, Season

- 36 John Adams, 1961
- 24 Ike Hill, 1973
- 21 Ron Bull, 1962

**Yards Returned, Game**

- 36 John Adams, 11/19/61
- 24 Ike Hill, 11/12/73
- 21 Ron Bull, 11/4/62

**Longest Return, Own Fumble**

- 36 John Adams, 11/19/61
- 24 Ike Hill, 11/12/73
- 21 Ron Bull, 11/4/62

**Yards Returned  
(Opponents' Fumbles)****Yards Returned, Lifetime**

- 128 Charlie Sumner, 1955, 58-60
- 110 Ed Sprinkle, 1944-55
- 84 Larry Brink, 1954

**Yards Returned, Season**

- 101 Charlie Sumner, 1958
- 84 Larry Brink, 1954
- 66 William Perry, 1985

**Yards Returned, Game**

- 86 Charlie Sumner, 12/7/58
- 84 Larry Brink, 11/28/54
- 62 Bill Garrett, 11/5/50

**Longest Run, (opponents' Fumble)**

- 98 George Halas, (TD) 11/4/23
- 86 Charlie Sumner, (TD) 12/7/58
- 84 Larry Brink, (TD) 11/28/54

**Touchdowns (Total Fumbles)****Touchdowns, Lifetime**

- 2 Fred Evans, 1948 (2-opp.)
- Ken Kavanaugh, 1940-41, 45-50 (2-own)
- Ed Sprinkle, 1944-55 (2-opp.)
- Mike Ditka, 1961-66 (2-own)

**Touchdowns, Season**

- 2 Fred Evans, 1948 (2-opp.)

**Touchdowns, Game**

- 2 Fred Evans, (2-opp.) 11/28/48
- 1 By many players. Last:  
Wilber Marshall, (opp.) 10/26/86

**Touchdowns (Own Fumbles)****Touchdowns, Lifetime**

- 2 Ken Kavanaugh, 1940-41, 45-50
- Mike Ditka, 1961-66

**Touchdowns, Season**

- 1 By many players

**Touchdowns, Game**

- 1 By many players. Last:  
Johnny Musso, 11/30/76

**Touchdowns (Opponents' Fumbles)****Touchdowns, Lifetime**

- 2 Fred Evans, 1948
- Ed Sprinkle, 1944-55

**Touchdowns, Season**

- 2 Fred Evans, 1948

**Touchdowns, Game**

- 2 Fred Evans, 11/28/48
- 1 By many players. Last:  
Wilber Marshall, 10/26/86

**Sacks****QB Sacks, Season (Since 1970)**

- 17.5 Richard Dent, 1984
- 17.0 Richard Dent, 1985
- 15.0 Jim Osborne, 1976

**TAKEAWAYS****(Interceptions and Opponents' Fumbles Recovered)****Takeaways, Lifetime**

- 50 Gary Fencik, 1976-87  
(38-int., 12-opp. fum rec)
- 47 Dick Butkus, 1965-73  
(22-int. 25-opp. fum rec)
- 44 Richie Petitbon, 1959-68  
(37-int. 7-opp. fum rec)

**Takeaways, Season**

- 12 Roosevelt Taylor, 1963  
(9-int. 3-opp. fum rec)
- 11 Dick Butkus, 1965  
(5-int. 6-opp. fum rec)
- 10 Richie Petitbon, 1963  
(8-int. 2-opp. fum rec)
- Ross Brupbacher, 1977  
(7-int. 3-opp. fum rec)

**Takeaways, Game**

- 4 Bill George, (2-int. 2-opp. fum rec)  
12/3/61
- 3 9 Players Tied

**COMBINED NET  
YARDS GAINED**

(Includes Attempts and Yards Gained on Rushes, Pass Receptions and Returns of Interceptions, Punts, Kickoffs and Fumbles)

**Attempts****Attempts, Lifetimes**

- 4,347 Walter Payton, 1975-87
- 1,579 Rick Casares, 1955-64
- 1,234 Gale Sayers, 1965-71

**Attempts, Season**

- 426 Walter Payton, 1984
- 400 Walter Payton, 1979
- 383 Walter Payton, 1978

**Attempts, Game**

- 41 Walter Payton, 11/20/77  
Walter Payton, 10/7/79
- 40 Walter Payton, 11/26/81
- 39 Walter Payton, 10/25/81

**Yards Gained****Yards Gained, Lifetime**

- 21,803 Walter Payton, 1975-87
- 9,435 Gale Sayers, 1965-71
- 8,276 Johnny Morris, 1958-67

**Yards Gained, Season**

- 2,440 Gale Sayers, 1966
- 2,272 Gale Sayers, 1965
- 2,216 Walter Payton, 1977

**Yards Gained, Game**

- 339 Gale Sayers, vs. Minn., 12/18/66
- 336 Gale Sayers, vs. S.F., 12/12/65
- 300 Walter Payton, vs. N.O., 12/21/75

## TEAM RECORDS

### OFFENSE WON-LOST

**Highest Winning Percentage, Season**

- 1,000 1934 (13 games) 13-0
- 1942 (11 games) 11-0

**Lowest Winning Percentage, Season**

- .071 1969 (14 games) 1-13

**Consecutive Games Won**

- 17 Nov. 26, 1933-Dec. 2, 1934
- 16 Nov. 9, 1941-Dec. 6, 1942

**Consecutive Games Without Losing**

- 24 Nov. 9, 1941-Nov. 14, 1943

**Consecutive Games Lost**

- 8 Dec. 15, 1968-Nov. 2, 1969
- Sept. 25-Nov. 2, 1978

**Consecutive Games Without Winning**

- 10 Nov. 23, 1929-1930

### SCORING

**Most Points, Season**

- 456 1985 (16 games)
- 409 1965 (14 games)

**Fewest Points, Season**

- 133 1933 (13 games)
- 141 1982 (9 games)

**Most Points, Game**

- 61 vs. S.F., Dec. 12, 1965
- vs. G.B., Dec. 7, 1980

### Touchdowns

**Most Touchdowns, Season**

- 56 1941 (11 games)
- 54 1965 (14 games)

**Fewest Touchdowns, Season**

- 16 1933 (13 games)
- 16 1982 (9 games)

**Most Touchdowns, Game**

- 9 vs. S.F., Dec. 12, 1965
- vs. G.B., Dec. 7, 1980

### Extra Points

**Most Extra Points, Season**

- 52 1965 (14 games)
- 51 1985 (16 games)
- 51 1948 (12 games)

**Fewest Extra Points, Season**

- 15 1933 (13 games)
- 15 1932 (14 games)
- 16 1982 (9 games)

**Extra Points Missed, Season**

- 11 1939 (11 games)
- 1941 (11 games)

**Extra Points (no misses), Season**

- 51 1985 (16 games)

**Extra Points, Game**

- 8 vs. N.Y., Nov. 14, 1943
- vs. Wash., Oct. 26, 1947

**Extra Points Missed, Game**

- 3 vs. Phil., Oct. 13, 1935 (3/6)
- vs. N.Y., Nov. 8, 1936 (1/4)
- vs. Pitt., Oct. 2, 1939 (2/5)
- vs. Chi. Cards., Oct. 12, 1941 (5/8)
- vs. Clev., Nov. 9, 1941 (1/4)

### Field Goals

**Most Field Goals, Season**

- 31 1985 (16 games)
- 25 1968 (14 games)

**Fewest Field Goals, Season**

- 0 1944 (10 games)
- 1947 (12 games)
- Since 1961:
- 8 1969 (14 games)

**Field Goals, Game**

- 5 vs. Det., Dec. 3, 1961
- vs. Phil., Oct. 20, 1968

**Field Goals Attempted, Season**

- 41 1986 (16 games)
- 38 1985 (16 games)

**Fewest Attempted, Season**

0 1944 (10 games)

Since 1961:

13 1974 (14 games)

**Field Goals Attempted, Game**

7 vs. G.B., Nov. 17, 1963

**Safeties****Most Safeties, Season**

3 1985 (16 games)

2 1933 (13 games)

1938 (11 games)

1952 (12 games)

1969 (14 games)

1976 (14 games)

1986 (16 games)

**Most Safeties, Game**

2 Pitt., Nov. 9, 1969

**FIRST DOWNS****Most First Downs, Season**

343 1985 (16 games)

319 1987 (15 games)

305 1986 (16 games)

**Fewest First Downs, Season**

114 1937 (11 games)

115 1933 (13 games)

Since 1961:

133 1982 (9 games)

**Most First Downs, Game**

33 vs. G.B., Dec. 7, 1980

30 vs. N.Y. Yanks, Dec. 9, 1951

**Fewest First Downs Game**

2 vs. G.B., Dec. 10, 1933

**Rushing****Most First Downs Rushing, Season**

176 1985 (16 games)

166 1986 (16 games)

154 1983 (16 games)

**Fewest First Downs Rushing, Season**

55 1970 (14 games)

**Most First Downs Rushing, Game**

19 vs. G.B., Nov. 6, 1955

vs. G.B., Oct. 30, 1977

**Fewest First Downs Rushing, Game**

0 vs. Chi. Cards, Oct. 14, 1945

vs. Balt., Oct. 5, 1957

**Passing****Most First Downs Passing, Season**

156 1987 (15 games)

145 1985 (16 games)

144 1954 (12 games)

**Fewest First Downs Passing, Season**

41 1940 (11 games)

48 1942 (11 games)

54 1972 (14 games)

**Most First Downs Passing, Game**

21 vs. Dal., Nov. 18, 1962

**Fewest First Downs Passing, Game**

0 vs. G.B., Nov. 7, 1937

vs. G.B., Sept. 28, 1941

**By Penalty****Most First Downs By Penalty, Season**

42 1987 (15 games)

32 1963 (14 games)

**Fewest First Downs By Penalty, Season**

5 1939 (11 games)

Since 1961:

12 1972 (14 games)

1977 (14 games)

**First Downs By Penalty, Game**

9 vs. Clev., Nov. 25, 1951

**NET YARDS GAINED  
(RUSHING & PASSING)****Most Yards Gained, Season**

5,837 1985 (16 games)

5,830 1983 (16 games)

5,459 1986 (16 games)

**Fewest Yards Gained, Season**

2,641 1937 (11 games)

Since 1961:

3,129 1973 (14 games)

2,499 1982 (9 games)

**Most Yards Gained, Game**

682 vs. N.Y. Giants, Nov. 14, 1943

**Fewest Yards Gained, Game**

24 vs. Det., Nov. 22, 1981

**RUSHING****Attempts****Most Attempts, Seasons**

675 1984 (16 games)

634 1978 (16 games)

**Fewest Attempts, Season**275 1982 (9 games)<sup>a</sup>

353 1954 (12 games)

1970 (14 games)

**Most Attempts, Game**  
72 vs. Brk., Oct. 20, 1935

**Fewest Attempts, Game**  
14 vs. Minn., Dec. 13, 1964

### Yards Gained

**Most Yards Gained, Season**  
2,965 1984 (16 games)  
2,847 1934 (13 games)

**Fewest Yards Gained, Season**  
992 1982 (9 games)

**Most Yards Gained, Game**  
408 vs. Brk., Oct. 20, 1935

**Fewest Yards Gained, Game**  
1 vs. L.A., Oct. 26, 1952

### Average Gain

**Highest Average Gain, Season**  
5.19 1934 (13 games)  
4.75 1968 (14 games)

**Lowest Average Gain, Season**  
3.08 1953 (12 games)  
3.09 1970 (14 games)

**Highest Average Gain, Game**  
13.75 vs. Cin., Sept. 30, 1934

**Lowest Average Gain, Game**  
0.03 vs. L.A., Oct. 26, 1952

### Touchdowns

**Most Touchdowns, Season**  
30 1941 (11 games)

**Fewest Touchdowns, Season**  
3 1933 (13 games)  
1970 (14 games)

**Most Touchdowns, Game**  
6 vs. Det., Oct. 19, 1941

## PASSING

### Passes

**Most Passes, Season**  
494 1964 (14 games)  
493 1987 (15 games)

**Fewest Passes, Season**  
147 1937 (11 games)  
Since 1961:  
205 1972 (14 games)

**Most Passes, Game**  
59 vs. N.Y. Giants, Oct. 23, 1949

**Fewest Passes, Game**  
4 vs. Det., Oct. 15, 1967

### Completions

**Most Completions, Season**  
282 1964 (14 games)  
272 1987 (15 games)

**Fewest Completions, Season**  
56 1937 (11 games)  
Since 1961:  
78 1972 (14 games)

**Most Completions, Game**  
34 vs. N.Y. Giants, Oct. 23, 1949

**Fewest Completions, Game**  
1 vs. G.B., Oct. 27, 1935  
vs. Det., Nov. 25, 1937  
vs. G.B., Sept. 18, 1938  
vs. G.B., Sept. 28, 1941  
vs. Phil., Dec. 10, 1972

### Completion Percentage

**Highest Percentage, Season**  
57.9 1984 (16 games), 226 of 390

**Lowest Percentage, Season**  
29.7 1934 (13 games), 57 of 192

**Highest Percentage, Game (10+ comp.)**  
83.3 vs. G.B., Dec., 7, 1980, 20 of 24

**Lowest Percentage Game (10+ passes)**  
11.7 vs. Den., Dec. 12, 1976, 2 of 17

### Yards Passing (Net Since 1952)

**Most Yards Passing, Season**  
3,104 1954 (12 games)  
3,103 1983 (16 games)

**Fewest Yards Passing, Season**  
955 1934 (13 games)  
1,108 1972 (14 games)

**Most Yards Passing, Game**  
488 vs. N.Y. Giants, Nov. 14, 1943

**Fewest Yards Passing, Game**  
-16 vs. Hous., Nov. 6, 1977

### Times Sacked

**Most Times Sacked, Season**  
55 1969 (14 games)  
53 1983 (16 games)

**Fewest Times Sacked, Season**  
20 1963 (14 games)  
24 1986 (16 games)

**Most Times Sacked, Game**  
9 vs. Minn., Nov. 2, 1969  
vs. Den., Dec. 5, 1971

### Yards Lost Attempting to Pass

**Most Yards Lost, Season**  
439 1969 (14 games)

**Fewest Yards Lost, Season**  
109 1947 (12 games)  
153 1986 (16 games)

**Most Yards Lost, Game**  
70 vs. Den., Dec. 5, 1971

## Touchdown Passes

### Most Touchdown Passes, Season

29 1947 (12 games)

### Fewest Touchdown Passes, Season

5 1950 (12 games)

### Most Touchdown Passes, Game

7 vs. N.Y., Nov. 14, 1943

## Passes Had Intercepted

### Most Passes Had Intercepted, Season

35 1947 (12 games)

1954 (12 games)

### Fewest Passes Had Intercepted, Season

11 1941 (11 games)

11 1982 (9 games)

12 1945 (10 games)

1965 (14 games)

### Most Passes Had Intercepted, Game

8 vs. Det., Sept. 22, 1968

## Percentage Intercepted

### Highest Percentage Intercepted, Season

14.95 1942 (11 games)

### Lowest Percentage Intercepted, Season

3.32 1965 (14 games)

## Average Gain Per Pass

### Highest Average Gain, Season

10.21 1941 (11 games)

### Lowest Average Gain, Season

4.97 1943 (13 games)

5.02 1969 (14 games)

## PUNTING

### Punts

#### Most Punts, Season

114 1981 (16 games)

100 1976 (14 games)

96 1978 (16 games)

#### Fewest Punts, Season

32 1941 (11 games)

58 1965 (14 games)

#### Most Punts, Game

17 vs. G.B., Oct. 22, 1933

14 vs. G.B., Dec. 10, 1933

#### Fewest Punts, Game

0 vs. G.B., Nov. 6, 1955

vs. N.Y., Nov. 28, 1965

vs. Det., Oct. 1, 1972

### Average

#### Highest Average, Season

46.47 1963 (14 games)

#### Lowest Average, Season

35.73 1945 (10 games)

36.16 1983 (16 games)

#### Highest Average, Game (4+ punts)

57.25 vs. L.A., Nov. 16, 1952

#### Lowest Average, Game (4+ punts)

25.00 vs. Card-Pitt., Dec. 3, 1944

## PUNT RETURNS

### Most Returns, Season

64 1984 (16 games)

60 1950 (12 games)

### Fewest Returns, Season

19 1968 (14 games)

### Most Returns, Game

11 vs. Chi. Cards, Oct. 8, 1950

## Fair Catches

### Most Fair Catches, Season

28 1967 (14 games)

### Fewest Fair Catches, Season

3 1975 (14 games)

### Most Fair Catches, Game

6 vs. St. L., Oct. 31, 1966

vs. Minn., Dec. 10, 1967

## Yards Returned

### Most Yards, Season

781 1948 (12 games)

### Fewest Yards, Season

81 1968 (14 games)

### Most Yards, Game

151 vs. Chi. Cards, Oct. 12, 1941

### Fewest Yards, Game

-6 vs. Minn., Dec. 19, 1965

## Average Return

### Highest Average, Season

20.22 1941 (11 games)

### Lowest Average, Season

3.40 1957 (12 games)

## Touchdowns

### Most Touchdowns, Season

2 1941 (11 games)

1987 (15 games)

### Most Touchdowns, Game

1 in many games, Last:

vs. T.B., (10/25/87)

## KICKOFF RETURNS

### Most Returns, Season

74 1975 (14 games)

### Fewest Returns, Season

20 1942 (11 games)



**Most Returns, Game**

10 vs. Chi. Cards, Nov. 27, 1985

**Fewest Returns, Game**0 Many times, last:  
vs. Balt., Oct. 10, 1954**Yards Returned****Most Yards, Season**

1,644 1975 (14 games)

**Fewest Yards, Season**

424 1963 (14 games)

**Most Yards, Game**

304 vs. G.B., Nov. 9, 1952

**Fewest Yards, Game**0 in many games. Last:  
vs. Minn., Oct. 1, 1967**Average Return****Highest Average Return, Season**

29.38 1972 (14 games)

**Lowest Average Return, Season**

16.31 1963 (14 games)

**Touchdowns****Most Touchdowns, Season**

4 1970 (14 games)

**Most Touchdowns, Game**2 vs. G.B., Sept. 22, 1940  
2 vs. G.B., Nov. 9, 1952**FUMBLES****Most Fumbles, Season**

56 1938 (11 games)

**Fewest Fumbles, Season**16 1963 (14 games)  
16 1982 (9 games)**Most Fumbles, Game**

8 vs. Chi., Cards, Sept. 11, 1938

**Total Fumbles Recovered****Most Recovered, Season**

51 1938 (11 games)

**Fewest Recovered, Season**11 1987 (15 games)  
15 1943 (10 games)  
15 1982 (9 games)  
16 1978 (16 games)**Most Recovered, Game**8 vs. Clev., Nov. 24, 1940  
vs. Balt., Dec. 5, 1965  
vs. N.Y. Giants, Dec. 18, 1977**Own Fumbles Recovered****Most Own Recovered, Season**37 1938 (11 games)  
19 1942 (11 games)**Fewest Own Recovered, Season**5 1955 (12 games)  
1963 (14 games)**Most Own Recovered, Game**7 vs. Chi. Cards, Sept. 11, 1938  
vs. N.Y. Giants, Dec. 18, 1977**Opponents' Fumbles Recovered****Most Opponents' Recovered, Season**26 1952 (12 games)  
24 1962 (14 games)  
1965 (14 games)**Fewest Opponents' Recovered, Season**6 1943 (10 games)  
7 1982 (9 games)**Most Opponents' Recovered, Game**5 vs. Clev., Sept. 15, 1939  
vs. Det., Nov. 22, 1942  
vs. Phil., Oct. 12, 1947  
vs. Chi. Cards, Dec. 14, 1952  
vs. G.B., Nov. 6, 1955  
vs. Chi. Cards, Nov. 29, 1959  
vs. Den., Sept. 30, 1973**Fumbles Lost****Most Lost, Season**

26 1973 (14 games)

**Fewest Lost, Season**8 1978 (16 games)  
1979 (16 games)  
1982 (9 games)  
10 1956 (12 games)  
1960 (12 games)**Most Lost, Game**5 vs. Chi. Cards, Dec. 1, 1940  
vs. Chi. Cards, Dec. 7, 1941  
vs. G.B., Nov. 9, 1947  
vs. Det., Nov. 23, 1952  
vs. Det., Dec. 14, 1958  
vs. Dal., Sept. 16, 1973**Touchdowns****(Total Fumbles Recovered)****Touchdowns, (Total Fumbles), Season**

5 1942 (11 games)

**Touchdowns (Total Fumbles), Game**

2 vs. Wash., Nov. 28, 1948

**PENALTIES****Most Penalties, Season**

122 1948 (12 games)

**Fewest Penalties, Season**57 1955 (12 games)  
58 1982 (9 games)

**Most Penalties, Game**

22 vs. Phil., Nov. 26, 1944

**Fewest Penalties, Game**0 vs. Clev., Oct. 9, 1938  
vs. Minn., Oct. 23, 1972**Yards Penalized****Most Yards Penalized, Season**

1,194 1968 (14 games)

**Fewest Yards Penalized, Season**422 1982 (9 games)  
498 1955 (12 games)**Most Yards Penalized, Game**

170 vs. Phil., Nov. 26, 1944

**Fewest Yards Penalized, Game**0 vs. Clev., Oct. 9, 1938  
vs. Minn., Oct. 23, 1972**DEFENSE  
SCORING****Most Points Allowed, Season**379 1964 (14 games)  
1975 (14 games)**Fewest Points Allowed, Season**44 1932 (14 games)  
187 1986 (16 games)**Most Points Allowed, Game**

53 vs. Chi. Cards, Nov. 27, 1955

**Touchdowns****Most TDs Allowed, Season**

48 1975 (14 games)

**Fewest TDs Allowed, Season**

6 1932 (14 games)

**Most TDs Allowed, Game**7 Several times, last:  
vs. S.F., Sept. 19, 1965**Extra Points****Most Allowed, Season**

47 1975 (14 games)

**Fewest Allowed, Season**

4 1932 (14 games)

**Most Missed by Opponents, Season**

6 1955 (12 games)

**Most Allowed, Game**7 vs. G.B., Sept. 30, 1962  
vs. Balt., Sept. 27, 1964**Most Missed by Opponents, Game**

3 vs. Clev., Nov. 24, 1940 (1/4)

**Field Goals****Most FGs Allowed, Season**

25 1973 (14 games)

**Fewest FGs Allowed, Season**0 1932 (14 games)  
1942 (11 games)**Most FGs Allowed, Game**5 vs. Wash., Nov. 14, 1971  
vs. Minn., Sept. 23, 1973**Most Opponents' FGs Attempted, Season**

41 1971 (14 games)

**Fewest Opponents' FGs Attempted, Season**2 1942 (11 games)  
17 1963 (14 games)**Most Opponents' FGs Attempted, Game**

7 vs. Dall., Nov. 24, 1968

**Safeties****Most Allowed, Season**2 in 7 seasons, last:  
1974 (14 games)**Most Allowed, Game**1 in many games, last:  
vs. Minn., 10/27/85**FIRST DOWNS****Most Allowed, Season**290 1981 (16 games)  
286 1983 (16 games)**Fewest Allowed, Season**98 1942 (11 games)  
166 1982 (9 games)**Most Allowed, Game**

30 vs. L.A., Oct. 24, 1954

**Fewest Allowed, Game**3 vs. Clev., Oct. 9, 1938  
vs. Det., Nov. 23, 1941**Rushing****Most Allowed, Season**

138 1973 (14 games)

**Fewest Allowed, Season**35 1942 (11 games)  
53 1982 (9 games)**Most Allowed, Game**19 vs. Minn., Oct. 17, 1965  
vs. Den., Dec. 12, 1976**Fewest Allowed, Game**0 vs. Clev., Oct. 10, 1937  
vs. Chi. Cards, Dec. 6, 1942  
vs. Det., Oct. 28, 1945  
vs. T.B. Oct. 6, 1985**Passing****Most Allowed, Season**158 1987 (15 games)  
154 1983 (16 games)  
151 1986 (16 games)

**Fewest Allowed, Season**

33 1943 (10 games)

**Most Allowed, Game**

22 vs. Minn., Sept. 19, 1985

18 vs. Det., Nov. 5, 1950  
vs. Dall., Oct. 31, 1971**Fewest Allowed, Game**0 Several times, last:  
vs. Atl. Nov. 24, 1985**By Penalty****Most Allowed, Season**

36 1968 (14 games)

**Fewest Allowed, Season**

10 1953 (12 games)

Since 1961:

18 1963 (14 games)

1970 (14 games)

1971 (14 games)

1976 (14 games)

**Most Allowed, Game**

7 vs. Phil., Nov. 26, 1944

**NET YARDS ALLOWED  
(RUSHING & PASSING)****Most Yards Allowed, Season**

5,394 1981 (16 games)

5,132 1983 (16 games)

**Fewest Yards Allowed, Season**

1,703 1942 (11 games)

3,176 1963 (14 games)

**Most Yards Allowed, Game**

557 vs. L.A., Oct. 24, 1954

**Fewest Yards Allowed, Game**

12 vs. Lions, 11/22/87

54 vs. Pitt., Oct. 2, 1939

**RUSHING****Attempts****Most Opp. Attempts, Season**

564 1978 (16 games)

**Fewest Opp. Attempts, Season**

294 1942 (11 games)

359 1985 (16 games)

**Most Opp. Attempts, Game**

59 vs. Den., Dec. 12, 1976

**Fewest Opp. Attempts, Game**

13 vs. L.A., Oct. 11, 1964

12 vs. Det., Nov. 22, 1987

**Yards Allowed****Most Yards Allowed, Season**

2,509 1973 (14 games)

**Fewest Yards Allowed, Season**

519 1942 (11 games)

**Most Yards Allowed, Game**

393 vs. Det., Nov. 26, 1936

**Fewest Yards Allowed, Game**

-17 vs. Chi. Cards, Dec. 6, 1942

**Average Gain****Highest Opp. Gain, Season**

5.28 1955 (12 games)

**Lowest Opp. Gain, Season**

1.77 1942 (11 games)

**Highest Opp. Gain, Game**

8.03 vs. Clev., Nov. 25, 1951

**Lowest Opp. Gain, Game**

-0.89 vs. Chi. Cards, Dec. 6, 1942

**Touchdowns****Most TDs Allowed, Season**

25 1975 (14 games)

**Fewest TDs Allowed, Season**

3 1932 (14 games)

4 1986 (16 games)

5 1987 (15 games)

**Most TDs Allowed, Game**

5 vs. G.B., Sept. 30, 1962

vs. G.B., Nov. 4, 1962

**PASSING****Passes****Most Opp. Passes, Season**

525 1981 (16 games)

522 1985 (16 games)

**Fewest Opp. Passes, Season**

187 1933 (13 games)

296 1969 (14 games)

**Most Opp. Passes, Game**

55 vs. Minn., Sept. 19, 1985

54 vs. S.F., Nov. 13, 1966

**Fewest Opp. Passes, Game**

3 vs. N.Y., Nov. 17, 1935

vs. Det., Nov. 28, 1935

**Completions****Most Comp. Allowed, Season**

255 1987 (15 games)

249 1981 (16 games)

243 1986 (16 games)

**Fewest Comp. Allowed, Season**

59 1935 (12 games)

150 1969 (14 games)

**Most Comp. Allowed, Game**

30 vs. L.A., Dec. 26, 1982

29 vs. L.A., Nov. 26, 1950

**Fewest Comp. Allowed, Game**

0 Chi. Cards, Oct. 15, 1933

vs. Bos., Nov. 5, 1933

vs. G.B., Sept. 25, 1949

**Completion Percentage****Highest Opp. Percentage, Season**

59.1 1970 (14 games)

**Lowest Opp. Percentage, Season**

30.4 1935 (12 games)

**Highest Opp. Percentage, Game (10+ comp.)**

86.7 vs. Balt., Sept. 27, 1964

**Lowest Opp. Percentage, Game (10+ pass.)**

0.0 vs. G.B., Sept. 25, 1949

**Yards Passing (Net Since 1952)****Most Yards Allowed, Season**

3,248 1981 (16 games)

3,170 1986 (16 games)

**Fewest Yards Allowed, Season**

691 1933 (13 games)

1,674 1973 (14 games)

**Most Yards Allowed, Game**

509 vs. L.A., Dec. 26, 1982

411 vs. Wash., Oct. 26, 1947

vs. Minn., Sept. 19, 1985

**Fewest Yards Allowed, Game**

-22 vs. Atl., Nov. 24, 1985

-12 vs. G.B., Nov. 4, 1973

**Sacks****Most Sacks, Season**

72 1984 (16 games)

70 1987 (15 games)

64 1985 (16 games)

**Fewest Sacks, Season**

23 1972 (14 games)

**Most Sacks, Game**

12 vs. Det., Dec. 16, 1984

11 at. Phil., 10/4/87

9 vs. G.B., Dec. 13, 1970

vs. St. L., Dec. 16, 1979

**Yards Lost Att. To Pass**

583 1984 (16 games)

503 1986 (16 games)

484 1987 (15 games)

**Fewest Opp. Lost, Season**

154 1953 (12 games)

**Most Opp. Lost, Game**

107 vs. Det., Nov. 20, 1960

**Touchdown Passes****Most Allowed, Season**

27 1961 (14 games)

1964 (14 games)

**Fewest Allowed, Season**

2 1934 (13 games)

7 1977 (14 games)

**Most Allowed, Game**

5 vs. Minn., Nov. 28, 1982

4 in many games. Last:

at San Francisco, Dec. 14, 1987

**Percentage Had Intercepted****Highest Opp. Pct., Had Intercepted, Season**

19.07 1935 (12 games)

**Lowest Opp. Pct., Had Intercepted, Season**

2.73 1964 (14 games)

**Average Gain****Highest Opp. Gain, Season**

8.69 1968 (14 games)

**Lowest Opp. Gain, Season**

3.57 1934 (13 games)

**INTERCEPTIONS BY****Most Interceptions, Season**

37 1935 (12 games)

36 1963 (14 games)

**Fewest Interceptions, Season**

10 1960 (12 games)

1964 (14 games)

**Most Interception By, Game**

7 vs. G.B., Sept. 22, 1940

vs. Det., Nov. 22, 1942

vs. Chi. Cards, Dec. 5, 1954

vs. St. L., Sept. 19, 1967

**Yards Returned****Most Yards, Season**

585 1941 (11 games)

537 1963 (14 games)

**Fewest Yards, Season**

69 1987 (15 games)

99 1982 (9 games)

107 1945 (10 games)

**Most Yards, Game**

149 vs. L.A., Oct. 11, 1964

**Touchdowns****Most Touchdowns, Season**

4 1939 (11 games)

1950 (12 games)

1963 (14 games)

1985 (16 games)

**Most Touchdowns, Game**

2 vs. Phil., Oct. 2, 1938

vs. Chi. Cards, Nov. 26, 1939

vs. Phil., Nov. 30, 1941

vs. Den., Dec. 20, 1981

vs. Dall., Nov. 17, 1985

## PUNTING

### Punts

#### Most Opp. Punts, Season

100 1984 (16 games)  
99 1983 (16 games)  
98 1981 (16 games)

#### Fewest Opp. Punts, Season

42 1945 (10 games)  
Since 1961:  
49 1982 (9 games)  
62 1964 (14 games)  
1972 (14 games)

#### Most Opp. Punts, Game

15 vs. N.Y., Nov. 17, 1935

#### Fewest Opp. Punts, Game

0 vs. Det., Dec. 2, 1956  
vs. G.B., Sept. 24, 1967

### Average

#### Highest Opp. Average, Season

46.6 1964 (14 games)

#### Lowest Opp. Average, Season

36.3 (14 games)

#### Highest Opp. Average, Game (4+ punts)

54.5 vs. S.F., Nov. 19, 1961

#### Lowest Opp. Average, Game (4+ punts)

25.5 vs. Pitt., Nov. 30, 1958

## PUNT RETURNS

#### Most Opp. Returns, Season

65 1981 (16 games)

#### Fewest Opp. Returns, Season

20 1941 (11 games)

#### Most Opp. Returns, Game

9 vs. Chi. Cards, Nov. 29, 1959

### Fair Catches

#### Most Opp. Fair Catches, Season

26 1972 (14 games)  
1973 (14 games)

#### Fewest Opp. Fair Catches, Season

7 1980 (16 games)  
1982 (9 games)  
1987 (15 games)

#### Most Opp. Fair Catches, Game

6 vs. G.B., Dec. 16, 1973

### Yards Allowed

#### Most Yards Allowed, Season

633 1974 (14 games)

#### Fewest Yards Allowed, Season

106 1969 (14 games)

#### Most Yards Allowed, Game

147 vs. G.B., Nov. 8, 1959

### Average Return

#### Highest Opp. Return, Season

17.0 1941 (11 games)

#### Lowest Opp. Return, Season

3.8 1969 (14 games)

### Touchdowns

#### Most Allowed, Season

2 1933 (13 games)  
1941 (11 games)  
1947 (12 games)  
1952 (12 games)  
1954 (12 games)

#### Most Allowed, Game

1 in many games. Last:  
vs. S.F., Dec. 14, 1987

## KICKOFF RETURNS

#### Most Opp. Returns, Season

78 1985 (16 games)  
72 1965 (14 games)  
68 1984 (16 games)

#### Fewest Opp. Returns, Season

30 1982 (9 games)  
32 1971 (14 games)

#### Most Opp. Returns, Game

9 vs. Bos., Nov. 21, 1948  
vs. Balt., Oct. 21, 1956

#### Fewest Opp. Returns, Game

0 in 9 games. Last:  
vs. G.B., Dec. 16, 1973

### Yards Allowed

#### Most Allowed, Season

1,827 1985 (16 games)  
1,583 1965 (14 games)

#### Fewest Allowed, Season

435 1940 (11 games)  
537 1982 (9 games)  
700 1945 (10 games)  
1974 (14 games)

#### Most Allowed, Game

254 vs. L.A., Oct. 13, 1963

### Average Return

#### Highest Opp. Return, Season

27.8 1960 (12 games)

#### Lowest Opp. Return, Season

16.0 1946 (11 games)  
17.5 1947 (12 games)

## Touchdowns

### Most TDs Allowed, Season

1 in many seasons

### Most TDs Allowed, Game

1 in many games. Last:  
vs. G.B., Dec. 9, 1984

## FUMBLES

### Most Opp. Fumbles, Season

44 1952 (12 games)

### Fewest Opp. Fumbles, Season

13 1960 (12 games)

### Most Opp. Fumbles, Game

7 vs. Brk., Oct. 20, 1935  
vs. Wash., Nov. 13, 1938  
vs. Chi. Cards, Nov. 26, 1939  
vs. Clev., Nov. 24, 1940  
vs. Bos., Nov. 21, 1948  
vs. L.A., Nov. 16, 1952  
vs. L.A., Nov. 15, 1964  
vs. L.A., Sept. 16, 1966

## PENALTIES

### Most Opp. Penalties, Season

129 1980 (16 games)

### Fewest Opp. Penalties, Season

34 1942 (11 games)

43 1941 (11 games)

Since 1961:

52 1982 (9 games)

### Most Opp. Penalties, Game

21 vs. Clev., Nov. 25, 1951

### Fewest Opp. Penalties, Game

0 in 13 games, Last:

vs. Minn., Dec. 3, 1972

### Yards Penalized

### Most Opp. Penalized, Season

1,109 1980 (16 games)

### Fewest Opp. Penalized, Season

110 1937 (11 games)

### Most Opp. Penalized, Game

209 vs. Clev., Nov. 25, 1951

### Fewest Opp. Penalties, Game

0 in 13 games, Last:

vs. Minn., Dec. 3, 1972

## ASSISTANT COACHES

Name	Seasons	Years	Name	Seasons	Years
Allen, George	8	1958-65	Johnsos, Luke	30	1935-39, 1941-42, 1946-68
Anderson, Hunk	8	1940-42, 1946-50	Kazor, Steve	6	1982-87
Austin, Bill	1	1971	Kuhlmann, Hank	5	1978-82
Bratkowski, Zeke	3	1972-74	Landry, Greg	2	1986-87
Brumbaugh, Carl	3	1938, 1940, 1944	LaRue, Jim	10	1978-87
Callahan, Ray	3	1975-77	Levra, John	2	1986-87
Carr, Jim	3	1969, 1973-74	Lord, Bob	1	1974
Cherundolo, Chuck	6	1966-68, 1972-74	Luckman, Sid	16	1954, 1956-70
Cody, Ed	6	1965-70	Marchibroda, Ted	1	1981
Conner, George	2	1956-57	Mather, Chuck	8	1958-65
DeCorrevont, Bill	1	1949	McGinnis, David	2	1986-87
Dimancheff, Babe	3	1966-68	Meyer, Ken	3	1978-80
Dooley, Jim	12	1963-67, 1981-87	Moss, Perry	4	1970-73
Dovell, Whitey	3	1972-74	O'Connor, Fred	3	1975-77
Driscoll, Paddy	20	1941-55, 1958-62	Plumb, Ted	6	1980-85
Ecklund, Brad	3	1975-77	Ringo, Jim	3	1969-71
Fichtner, Ross	3	1975-77	Roland, Johnny	5	1983-87
Fortunato, Joe	2	1967-68	Ronzani, Gene	3	1947-49
Frei, Jerry	3	1978-80	Ryan, Buddy	8	1978-85
George, Bill	1	1972	Scovil, Doug	1	1978
Gerhart, Doug	1	1979	Shaughnessy, Clark	12	1951-62
Gibron, Abe	7	1965-71	Shaw, Bob	3	1969-71
Gillman, Sid	1	1977	Shinnick, Don	2	1970-71
Goldston, Ralph	1	1974	Stanfel, Dick	7	1981-87
Grange, Red	8	1933-40	Stoltz, Jerry	4	1973-76
Handler, Phil	17	1952-68	Stydahar, Joe	2	1963-64
Haupt, Dale	8	1978-85	Tobin, Vince	2	1986-87
Hilton, John	3	1975-77	Turner, Bulldog	5	1952-56
Hughes, Ed	6	1982-87	Walquist, Laurie	2	1933-34
Jagade, Chick	1	1956	Wilson, George	2	1947-48

## CAREER LEADING PASSERS

### 400+ Passes

No.	Player	Seasons	Years	No.	Comp.	Pct. Comp.	Yards	Avg.		Pct.		Pct. Int.	Rating
								Gain	TD	TD	Int.		
1	<b>Jim McMahon</b>	<b>1982-87</b>	6	1,321	760	57.5	9,857	7.46	61	4.6	48	3.6	81.1
2	Sid Luckman	1939-50	12	1,744	904	51.8	14,686	8.42	137	7.9	132	7.6	75.0
3	Bill Wade	1961-66	6	1,407	767	54.5	9,958	7.08	68	4.8	66	4.7	73.4
4	Rudy Bukich	1958-59, 62-68	9	878	474	54.0	6,254	7.12	46	5.2	45	5.1	72.8
5	Johnny Lujack	1948-51	4	808	404	50.0	6,295	7.79	41	5.1	54	6.7	65.3
6	Ed Brown	1954-61	8	1,246	607	48.7	9,698	7.78	63	5.1	88	7.1	62.5
7	Mike Phipps	1977-81	5	482	253	52.5	2,806	5.82	15	3.1	27	5.6	57.1
	Bernie Masterson	1934-40	7	409	156	38.1	3,366	8.23	34	8.3	38	9.3	57.1
9	Jack Concannon	1967-71	5	951	486	51.1	5,222	5.49	31	3.3	52	5.5	55.6
10	Bob Avellini	1975-1982	8	1,057	530	50.1	6,823	6.46	33	3.1	66	6.2	55.3
11	Vince Evans	1977-82	6	808	388	48.0	5,064	6.27	26	3.2	46	5.7	55.1
12	George Blanda	1949-58	10	988	445	45.0	5,936	6.01	48	4.9	70	7.1	51.4
13	Gary Huff	1973-76	4	614	310	50.5	3,271	6.33	12	2.0	34	5.5	50.1
14	Bobby Douglass	1969-75	7	895	376	42.0	4,932	5.51	30	3.4	51	5.7	47.6

## BEST PASSING SEASONS

No.	Player	Year	Att.	Comp.	Yards	Pct. Comp.	Avg.		Pct.		Int. Pct.	Rating
							Att.	TD	TD	Int.		
1	Sid Luckman	1943	202	110	2,194	54.5	10.86	28	13.9	12	5.9	107.8
2	<b>Jim McMahon</b>	<b>1984</b>	<b>143</b>	<b>85</b>	<b>1,146</b>	<b>59.4</b>	<b>8.01</b>	<b>8</b>	<b>5.6</b>	<b>2</b>	<b>1.4</b>	<b>97.8</b>
3	Sid Luckman	1941	119	68	1,181	57.1	9.92	9	7.6	6	5.0	95.5
4	Bill Wade	1961	250	139	2,258	55.6	9.03	22	8.8	13	5.2	93.7
5	Rudy Bukich	1965	312	176	2,641	56.4	8.46	20	6.4	9	2.9	93.6
6	Rudy Bukich	1964	160	99	1,099	61.9	6.87	12	7.5	7	4.4	89.0
7	<b>Jim McMahon</b>	<b>1987</b>	<b>210</b>	<b>125</b>	<b>1,639</b>	<b>59.5</b>	<b>7.80</b>	<b>12</b>	<b>5.7</b>	<b>8</b>	<b>3.8</b>	<b>87.4</b>
8	Ed Brown	1956	168	96	1,667	57.1	9.92	11	6.5	12	7.1	83.1
9	<b>Jim McMahon</b>	<b>1985</b>	<b>313</b>	<b>178</b>	<b>2,392</b>	<b>58.1</b>	<b>7.64</b>	<b>15</b>	<b>4.8</b>	<b>11</b>	<b>3.5</b>	<b>82.8</b>
10	Sid Luckman	1945	217	117	1,725	53.9	7.95	14	6.5	10	4.6	82.6
11	<b>Jim McMahon</b>	<b>1982</b>	<b>210</b>	<b>120</b>	<b>1,501</b>	<b>57.1</b>	<b>7.15</b>	<b>9</b>	<b>4.3</b>	<b>7</b>	<b>3.3</b>	<b>80.1</b>
12	Sid Luckman	1942	105	57	1,023	54.3	9.74	10	9.5	1	12.4	80.0
13	<b>Jim McMahon</b>	<b>1983</b>	<b>295</b>	<b>175</b>	<b>2,184</b>	<b>59.3</b>	<b>7.40</b>	<b>12</b>	<b>4.1</b>	<b>13</b>	<b>4.4</b>	<b>77.7</b>
14	Ed Brown	1959	247	125	1,881	50.6	7.61	13	5.3	10	4.0	77.0
15	Johnny Lujack	1949	312	162	2,658	51.9	8.52	23	7.4	22	7.1	75.9

## CAREER LEADING RUSHERS

### 1,000+ Yards

No.	Players (Pos.)	Seasons	Years	Att.	Yards	Avg.	TD
1	Walter Payton (hb)	1975-87	13	3,838	16,726	4.36	110
2	Rick Casares (fb)	1955-64	10	1,386	5,675	4.08	49
3	Gale Sayers (hb)	1965-71	7	991	4,956	5.00	39
4	Roland Harper	1975-82	7	757	3,044	4.02	15
5	Willie Galimore (hb)	1957-63	7	670	2,985	4.46	26
6	Ronnie Bull (hb-fb)	1962-70	9	787	2,871	3.65	9
7	Bronko Nagurski (fb)	1930-37, 43	9	633	2,778	4.39	18
<b>8</b>	<b>Matt Suhey (fb)</b>	<b>1980-87</b>	<b>8</b>	<b>721</b>	<b>2,642</b>	<b>3.66</b>	<b>17</b>
9	Bobby Douglass (qb)	1969-75	7	373	2,470	6.62	20
10	Ray Noling (hb)	1936-43	8	508	2,285	4.50	10
11	George Gulyanics (hb)	1947-52	6	609	2,081	4.09	19
12	Gary Famiglietti (fb-hb)	1938-45	8	505	1,927	3.82	20
13	Beattie Feathers (hb)	1934-47	4	320	1,846	5.77	14
14	Bill Osmanski (fb)	1939-43, 46-47	7	368	1,753	4.76	20
15	George McAfee (hb)	1940-41, 45-50	8	341	1,685	4.94	22
16	Jack Manders (fb-hb)	1933-40	8	451	1,586	3.42	11
17	Hugh Gallarneau (hb)	1941-42, 45-47	5	343	1,421	4.14	26
18	John Hoffman (fb-hb)	1949-56	8	317	1,366	4.31	7
19	Joe Maniaci (fb-hb)	1938-41	4	260	1,295	4.98	12
20	Harry Clark (hb)	1940-43	4	262	1,209	4.61	8
<b>21</b>	<b>Jim McMahon (qb)</b>	<b>1982-87</b>	<b>6</b>	<b>210</b>	<b>1,180</b>	<b>5.62</b>	<b>11</b>
22	Gene Ronzani (qb-hb-fb)	1933-38, 44-45	8	260	1,153	4.43	1
23	Julie Rykovich (hb)	1949-51	3	293	1,133	3.87	17
24	John (Kayo) Dottley (fb)	1951-53	3	250	1,122	4.49	7
25	Keith Molesworth (hb-qb)	1931-37	7	348	1,105	3.18	7
26	Jim Harrison (fb)	1971-74	4	308	1,099	3.57	4
27	Bobby Watkins (hb)	1955-57	3	235	1,041	4.43	11
28	Johnny Morris (hb-wr)	1958-67	10	224	1,040	4.64	5
29	Fred (Curley) Morrison (fb-hb)	1950-53	4	285	1,022	3.59	6
30	Joe Marconi (fb)	1962-66	5	275	1,002	3.64	9

## CAREER LEADING INTERCEPTORS

### 15+ Interceptions

No.	Player (Pos.)	Seasons	Years	No.	Yards	Avg.	TD
1	Gary Fencik (s)	1976-87	12	38	483	12.7	1
2	Richie Petitbon (s)	1959-68	10	37	643	17.4	3
3	Bennie McCrae (cb)	1962-70	9	27	485	18.0	4
4	Dave Whitsell (cb)	1961-66	6	26	397	15.3	2
5	George McAfee (db)	1940-41, 45-50	8	25	350	14.0	1
6	J.C. Caroline (db)	1956-65	10	24	405	16.9	2
	Doug Buffone (fb)	1966-79	14	24	211	8.8	0
8	Roosevelt Taylor (s)	1961-69	9	23	414	18.0	3
9	Allan Ellis (cb)	1973-77, 79-80	7	22	185	8.4	1
	Dick Butkus (lb)	1965-73	9	22	166	7.5	0
11	Don Kindt (db-lb)	1947-55	9	21	348	16.6	1
	Terry Schmidt (cb)	1976-84	9	21	141	6.7	2
13	Leslie Frazier (cb)	1981-85	5	20	343	17.2	1
14	Ray (Scooter) McLean (db)	1940-47	8	18	258	14.3	0
	<b>Mike Richardson (cb)</b>	<b>1983-87</b>	<b>5</b>	<b>18</b>	<b>243</b>	<b>13.5</b>	<b>1</b>
	Bill George (lb)	1952-65	14	18	144	8.0	8
17	Sid Luckman (db)	1939-50	12	17	310	18.2	2
	Clyde (Bulldog) Turner (lb)	1940-52	13	17	298	17.5	2



## CAREER LEADING SCORERS

No.	Players (Pos.)	Seasons	—TOUCHDOWNS—				PAT	FG	Pts.
			Years	Rush	Rec.	Ret.			
1	Walter Payton (hb)	1975-87	13	110	15	0	0/0	0/0	750
2	Bob Thomas (k)	1975-84	10	0	0	0	245/268	128/205	629
3	George Blanda (k-qb)	1949-58	10	5	0	0	247/250	88/201	541
4	Mac Percival (k)	1967-73	7	0	0	0	159/162	99/182	456
5	Roger Leclerc (k)	1960-66	7	0	0	0	152/158	75/146	377
6	Jack Manders (fb-lb-hb-db-k)	1933-40	8	11	6	2	133/x	40/x	367
7	Rick Casares (fb)	1955-64	10	49	10	0	0/0	0/0	354
8	Kevin Butler (k)	1985-87	3	0	0	0	115/118	78/107	349
9	Gale Sayers (rb)	1965-71	7	39	9	8	0/0	0/0	336
10	Ken Kavanaugh (e)	1940-41, 45-50	8	0	50	2	1/1	0/0	313
11	Johnny Lujack (qb-k)	1948-51	4	21	0	0	130/136	4/9	268
12	Harlon Hill (e)	1954-61	8	0	40	0	0/0	0/0	240
13	George McAfee (hb-db)	1940-41, 45-50	8	22	11	6	0/0	0/0	234
14	Ray (Scooter) McLean (hb-db)	1940-47	8	6	21	3	45/54	0/1	225
15	Willie Galimore (rb)	1957-63	7	26	10	1	0/0	0/0	222
	Johnny Morris (rb-wr)	1958-67	10	5	31	1	0/0	0/0	222
17	Mike Ditka (te)	1961-66	6	0	34	2	0/0	0/0	216
18	Hugh Gallarneau (hb)	1941-42, 45-47	5	26	7	2	0/0	0/0	210
	Dick Gordon (wr)	1965-71	7	0	35	0	0/0	0/0	210
20	Willie Gault (wr)	1983-87	5	0	27	1	0/0	0/0	168
21	Bill McColl (e)	1952-59	8	0	25	1	0/0	0/0	156
22	Jim Keane (e)	1946-51	6	0	23	0	0/0	0/0	138
23	Gary Famiglietti (fb-hb)	1938-45	8	20	1	0	1/2	0/0	127
24	Bill Osmanski (fb)	1939-43, 46-47	7	20	1	0	0/0	0/0	126
	George Gulyanics (hb)	1947-52	6	19	2	0	0/0	0/0	126
	Matt Suhey (fb)	1980-87	8	17	4	0	0/0	0/0	126
27	Bobby Douglass (qb)	1969-75	7	20	0	0	1/1	0/0	121
28	Bill Karr (e)	1933-38	6	1	18	1	0/0	0/0	120
	James Scott (wr)	1976-80, 82	6	0	20	0	0/0	0/0	120
30	Joe Maniaci (fb-hb)	1938-41	4	12	0	2	24/25	3/6	117
31	Harry Clark (hb-db)	1940-43	4	8	9	2	1/1	0/0	115
32	Julie Rykovich (hb)	1949-51	3	17	2	0	0/0	0/0	114
33	Bronko Nagurski (fb)	1930-37, 43	9	18	0	0	4/x	0/0	112

x complete figures unavailable.

## CAREER LEADING PUNT RETURNERS

No.	Player	Seasons	Years	20+ Punt Returns				
				No.	Yards	Avg.	TD	
1	Ray (Scooter) McLean	1940-47	8	42	622	14.8	3	
2	Gale Sayers	1965-71	7	27	391	14.5	2	
3	George McAfee	1940-41, 45-50	8	112	1,431	12.8	2	
4	Noah Mullins	1946-48	3	20	236	11.8	0	
5	J.R. Boone	1948-51	4	56	635	11.3	0	
6	Hugh Gallarneau	1941-42, 45-47	5	24	243	10.1	0	
7	Dennis McKinnon	1983-85, 87	4	83	827	10.0	3	
8	Jeff Fisher	1981-84	4	123	1,137	9.2	1	
9	Johnny Morris	1958-67	10	104	893	8.6	1	
	Virgil Livers	1975-79	5	86	738	8.6	0	
11	Lew Barnes	1986	1	59	482	8.5	0	
12	Steve Schubert	1975-79	5	103	866	8.4	3	
13	Ken Taylor	1985	1	25	198	7.9	0	
14	Lenny Walterscheid	1977-82	5	57	424	7.4	0	
15	Wilford White	1951-52	2	37	248	6.7	0	

## CAREER LEADING PUNTERS

No.	Name	Seasons	Years	No.	Yards	Avg.
1	George Gulyanics	1947-52	6	113	5,032	44.5
2	Bobby Joe Green	1962-73	12	833	35,057	42.1
3	Fred (Curley) Morrison	1950-53	4	243	10,170	41.9
4	Maury Buford	1985-86	2	137	5,720	41.8
5	Ed Brown	1954-61	8	343	13,912	40.6
6	Dave Finzer	1984	1	83	3,328	40.1
7	Edmund (Zeke) Bratkowski	1954, 57-60, 72	6	76	3,023	39.8
8	Bob Parsons	1972-83	12	884	34,180	38.7

## CAREER LEADING KICKOFF RETURNERS

### 20+ Kickoff Returns

No.	Player	Seasons	Years	No.	Yards	Avg.	TD
1	Gale Sayers	1965-71	7	91	2,781	30.6	6
2	Eddie Macon	1952-53	2	22	672	30.6	0
3	Harry Clark	1940-43	4	23	643	28.0	0
4	Frank Minini	1947-48	2	23	631	27.4	0
5	Ron Smith	1965, 70-72	4	85	2,263	26.6	1
6	Leon Campbell	1952-54	3	24	638	26.6	1
7	Ken Grandberry	1974	1	22	568	25.8	0
8	Willie Galimore	1957-63	7	43	1,100	25.6	1
9	Charlie Bivins	1960-65	7	62	1,531	24.7	0
10	Lenny Walterscheid	1977-82	6	34	833	24.5	0
11	Cecil Turner	1968-73	6	108	2,616	24.2	4
12	<b>Dennis Gentry</b>	<b>1982-87</b>	<b>6</b>	<b>90</b>	<b>2,163</b>	<b>24.0</b>	<b>3</b>
13	<b>Willie Gault</b>	<b>1983-86</b>	<b>5</b>	<b>37</b>	<b>885</b>	<b>23.9</b>	<b>1</b>
14	Roosevelt Taylor	1961-69	9	25	598	23.9	0
15	Ron Drzewiecki	1955, 57	2	38	906	23.8	0

## CAREER LEADING RECEIVERS (YARDAGE)

No.	Players (Pos.)	Seasons	Years	Yards	No.	Avg.	TD
1	Johnny Morris (wr)	1958-67	10	5,059	356	14.2	31
2	Harlon Hill (wr)	1954-61	8	4,616	226	20.4	40
3	Mike Ditka (te)	1961-66	6	4,503	316	14.3	34
4	Walter Payton (rb)	1975-87	13	4,538	492	9.2	15
5	<b>Willie Gault (wr)</b>	<b>1983-87</b>	<b>5</b>	<b>3,650</b>	<b>184</b>	<b>19.8</b>	<b>27</b>
6	Ken Kavanaugh (e)	1940-41, 45-50	8	3,626	162	22.4	50
7	Dick Gordon (wr)	1965-71	7	3,550	238	14.9	35
8	James Scott (wr)	1976-80, 82	6	3,202	177	18.1	20
9	Jim Dooley (wr)	1952-54, 56-57, 59-62	9	3,172	211	15.0	16
10	Jim Keane (e)	1946-51	6	3,031	206	14.7	23
11	Bill McColl (e)	1952-59	8	2,815	201	14.0	25
12	<b>Emery Moorehead (te)</b>	<b>1981-87</b>	<b>7</b>	<b>2,597</b>	<b>186</b>	<b>14.0</b>	<b>12</b>
13	Ray (Scooter) McLean (rb)	1940-47	8	2,232	103	21.7	21
14	Brian Baschnagel (wr)	1976-84	9	2,024	134	15.1	9
15	George Farmer (wr)	1970-75	6	1,909	113	16.9	10
16	<b>Matt Suhay (rb)</b>	<b>1980-87</b>	<b>8</b>	<b>1,882</b>	<b>230</b>	<b>8.2</b>	<b>4</b>
17	Gene Schroeder (e)	1951-52, 54-57	6	1,870	104	18.0	13
18	John Hoffman (e)	1949-56	8	1,870	136	13.8	9
19	<b>Dennis McKinnon (wr)</b>	<b>1983-85, 87</b>	<b>4</b>	<b>1,631</b>	<b>109</b>	<b>15.0</b>	<b>15</b>
20	Rick Casares (fb)	1955-64	10	1,538	182	8.5	10
21	Rickey Watts (wr)	1979-82	4	1,411	82	17.4	8
22	Ron Bull (rb)	1962-70	9	1,404	163	8.6	4
23	Bob Wallace (wr)	1968-72	5	1,403	109	12.9	9
24	George Wilson (e)	1937-46	10	1,342	111	12.1	15
25	Ken Margerum (wr)	1981-83, 85-86	5	1,317	91	14.5	8
26	Gale Sayers (rb)	1965-71	7	1,307	112	11.7	9

## CAREER LEADING RECEIVERS (CATCHES)

No.	Player	Seasons	Years	No.	Yards	Avg.	TD
1	Walter Payton (rb)	1975-87	13	492	4,538	9.2	15
2	Johnny Morris (rb-wr)	1958-67	10	356	5,059	14.2	31
3	Mike Ditka (te)	1961-66	6	316	4,503	14.3	34
4	Dick Gordon (wr)	1965-71	7	238	3,550	14.9	35
5	<b>Matt Suhey (fb)</b>	<b>1980-87</b>	<b>8</b>	<b>230</b>	<b>1,882</b>	<b>8.2</b>	<b>4</b>
6	Harlon Hill (e)	1954-61	8	226	4,616	20.4	40
7	Jim Dooley (wr)	1952-54, 56-57, 59-62	9	211	3,172	15.0	16
8	Jim Keanes (e)	1946-51	6	206	3,031	14.7	23
9	Bill McColl (e)	1952-59	8	201	2,815	14.0	25
10	<b>Emery Moorehead (te)</b>	<b>1981-87</b>	<b>7</b>	<b>186</b>	<b>2,597</b>	<b>14.0</b>	<b>12</b>
11	<b>Willie Gault (wr)</b>	<b>1983-87</b>	<b>5</b>	<b>184</b>	<b>3,650</b>	<b>19.8</b>	<b>27</b>
12	Rick Casares (fb)	1955-64	10	182	1,538	8.5	10
13	James Scott (wr)	1976-80, 82	6	177	3,202	18.1	20
14	Ronnie Bull (hb-fb)	1962-70	9	163	1,404	8.6	4
15	Ken Kavanaugh (e)	1940-41, 45-50	8	162	3,626	22.4	50
16	John Hoffman (e)	1949-56	8	136	1,870	13.8	9
17	Brian Baschnagel (wr)	1976-84	9	134	2,024	15.1	9
18	Roland Harper (rb)	1975-78, 80-82	7	128	1,013	7.9	3
19	George Farmer (wr)	1970-75	6	113	1,909	16.9	10
20	Gale Sayers (hb)	1965-71	7	112	1,307	11.7	9
21	George Wilson (e)	1937-46	10	111	1,342	12.1	15
22	<b>Dennis McKinnon (wr)</b>	<b>1983-85, 87</b>	<b>4</b>	<b>109</b>	<b>1,631</b>	<b>15.0</b>	<b>15</b>
	Bob Wallace (wr)	1968-72	5	109	1,403	12.9	9
24	Gene Schroeder (e)	1951-52, 54-57	6	104	1,870	18.0	13
25	Ray (Scooter) McLean (rb)	1940-47	8	103	2,232	21.7	21

## ANNUAL RUSHING LEADERS

Year	Player	Yards	Att.	TD	Year	Player	Yards	Att.	TD
1987	Anderson, Neal	586	129	3	1959	Casares, Rick	699	177	10
1986	Payton, Walter	1,333	321	8	1958	Casares, Rick	651	176	2
1985	Payton, Walter	1,551	324	9	1957	Casares, Rick	700	204	6
1984	Payton, Walter	1,684	381	11	*1956	Casares, Rick	1,126	234	12
1983	Payton, Walter	1,421	314	6	1955	Casares, Rick	672	125	4
1982	Payton, Walter	596	148	1	1954	Jagade, Chick	498	157	3
1981	Payton, Walter	1,222	339	6	1953	Morrison, Fred	307	95	2
1980	Payton, Walter	1,460	317	6	1952	Morrison, Fred	367	95	3
1979	Payton, Walter	1,610	369	14	1951	Dottley, John	670	127	3
1978	Payton, Walter	1,395	333	11	1950	Gulyanics, George	571	146	2
*1977	Payton, Walter	1,852	339	14	1949	Gulyanics, George	452	102	5
1976	Payton, Walter	1,390	311	13	1948	Gulyanics, George	439	119	4
1975	Payton, Walter	679	196	7	1947	Osmanski, Joe	328	64	1
1974	Grandberry, Ken	475	144	2	1946	Gallerneau, Hugh	476	112	6
1973	Garrett, Carl	655	175	5	1945	Margarita, Bob	497	112	3
1972	Douglass, Bobby	968	141	8	1944	Margarita, Bob	463	88	4
1971	Shy, Don	420	116	2	1943	Clark, Harry	556	120	3
1970	Montgomery, Ross	229	62	0	1942	Famiglietti, Gary	503	118	8
*1969	Sayers, Gale	1,032	236	8	1941	McAfee, George	474	65	6
1968	Sayers, Gale	856	138	2	1940	Nolting, Ray	373	78	1
1967	Sayers, Gale	880	186	7	*1939	Osmanski, Bill	699	121	7
*1966	Sayers, Gale	1,231	229	8	1938	Nolting, Ray	297	63	2
1965	Sayers, Gale	867	166	14		Francis, Sam	297	85	3
1964	Arnett, Jon	400	119	1	1937	Nolting, Ray	424	106	2
1963	Marconi, Joe	446	118	2	1936	Nagurski, Bronko	529	122	3
1962	Marconi, Joe	406	89	5	1935	Ronzani, Gene	356	79	2
1961	Galimore, Willie	707	153	4	*1934	Feathers, Beattie	1,004	101	8
1960	Casares, Rick	566	160	5	1933	Nagurski, Bronko	533	128	1

\*Led NFL

## ANNUAL PASSING LEADERS

Year	Player	Att.	Comp.	Yards	TD	Int.	Rating
1987	McMahon, Jim	210	125	1,639	12	8	87.4
1986	McMahon, Jim	150	77	995	5	8	61.4
1985	McMahon, Jim	313	178	2,392	18	11	82.8
1984	McMahon, Jim	143	85	1,146	8	2	97.8
1983	McMahon, Jim	295	175	2,184	12	13	77.7
1982	McMahon, Jim	210	120	1,501	9	7	80.1
1981	Evans, Vince	436	195	2,354	11	20	51.0
1980	Evans, Vince	278	148	2,039	11	16	66.1
1979	Phipps, Mike	255	134	1,535	9	8	69.7
1978	Avellini, Bob	264	141	1,718	5	16	54.6
1977	Avellini, Bob	293	194	2,004	11	18	61.7
1976	Avellini, Bob	271	118	1,580	8	15	49.7
1975	Avellini, Bob	126	67	942	6	11	57.4
	Huff, Gary	205	114	1,083	3	9	57.1
1974	Huff, Gary	283	142	1,663	6	17	50.4
1973	Douglass, Bobby	174	81	1,057	5	7	59.2
1972	Douglass, Bobby	198	75	1,246	9	12	49.5
1971	Douglass, Bobby	225	91	1,164	7	15	38.7
1970	Concannon, Jack	385	194	2,130	16	18	61.6
1969	Concannon, Jack	160	87	1,783	4	8	31.3
	Douglass, Bobby	148	68	773	5	8	50.9
1968	Concannon, Jack	143	71	715	5	9	49.8
1967	Concannon, Jack	186	92	1,260	6	14	51.0
1966	Bukich, Rudy	309	147	1,858	10	21	49.1
1965	Bukich, Rudy	312	176	2,641	20	9	93.6
*1964	Bukich, Rudy	160	99	1,099	12	7	89.0
1963	Wade, Bill	356	192	2,301	15	12	73.8
1962	Wade, Bill	412	225	3,172	18	24	70.2
1961	Wade, Bill	250	139	2,258	22	13	93.7
1960	Brown, Ed	149	59	1,079	7	11	50.1
1959	Brown, Ed	247	125	1,881	13	10	77.0
1958	Brown, Ed	218	102	1,418	10	17	51.0
1957	Brown, Ed	185	84	1,321	6	16	44.5
*1956	Brown, Ed	168	96	1,667	11	12	83.1
1955	Brown, Ed	164	85	1,307	9	10	71.4
1954	Bratkowski, Zeke	130	67	1,087	8	17	60.9
1953	Blanda, George	362	169	2,164	14	24	51.3
1952	Romanik, Steve	126	49	772	4	11	34.5
1951	Lujack, Johnny	176	85	1,295	3	8	59.9
1950	Lujack, Johnny	254	121	1,731	4	21	40.9
1949	Lujack, Johnny	312	162	2,658	23	22	75.9

## ANNUAL SACK LEADERS

Year	Player	No.	Yards	Year	Player	No.	Yards
1987	Dent, Richard	13.5	94.0	1978	Page, Alan	11.5	94.0
1986	Dent, Richard	11.5	87.0	1977	Rydalch, Ron	9.5	81.0
*1985	Dent, Richard	17.0	133.5	1976	Osborne, Jim	15.0	129.0
1984	Dent, Richard	17.5	140.5	1975	Chambers, Wally	14.0	105.0
1983	Hartenstine, Mike	12.0	91.5	1974	Chambers, Wally	6.0	53.0
1982	Hampton, Dan	7.0	57.0	1973	Osborne, Jim	11.5	92.0
1981	Page, Alan	9.0	84.0	1972	Osborne, Jim	6.0	N/A
	Hampton, Dan	9.0	77.0	1971	Holman, Willie	13.5	N/A
1980	Hampton, Dan	11.5	108.5	1970	Holman, Willie	14.0	N/A
1979	Osborne, Jim	10.5	79.0				

\*Led NFL

## ANNUAL RECEIVING LEADERS (CATCHES)

Year	Player	No.	Yards	TD	Year	Player	No.	Yards	TD
1987	Anderson, Neal	47	467	3	1960	Dewveall, Willard	43	804	5
1986	Gault, Willie	42	818	5	1959	Dooley, Jim	41	580	3
1985	Payton, Walter	49	483	2	1958	McColl, Bill	35	517	8
1984	Payton, Walter	45	368	0	1957	Dooley, Jim	37	530	1
1983	Payton, Walter	53	607	2	1956	Hill, Harlon	47	1,128	11
1982	Suhey, Matt	36	333	0	1955	Hill, Harlon	42	789	9
1981	Payton, Walter	41	379	2	1954	Hill, Harlon	45	1,124	12
1980	Payton, Walter	46	367	1	1953	Dooley, Jim	53	841	4
1979	Williams, Dave	42	354	5	1952	Schroeder, Gene	39	660	6
1978	Payton, Walter	50	480	0	1951	Hoffman, John	28	394	2
1977	Scott, James	50	809	3	1950	Keane, Jim	36	433	0
1976	Harper, Roland	29	291	1	1949	Keane, Jim	47	696	6
1975	Rather, Bo	39	685	2	1948	Keane, Jim	30	414	3
1974	Wade, Charlie	39	683	1	*1947	Keane, Jim	64	910	10
1973	Garrett, Carl	23	292	0	1946	Kavanaugh, Ken	18	337	5
1972	Thomas, Earl	20	365	3	1945	Wilson, George	28	259	3
1971	Farmer, George	46	737	5	1944	Wilson, George	24	265	4
*1970	Gordon, Dick	71	1,026	13	1943	Clark, Harry	23	535	7
1969	Wallace, Bob	47	553	5	1942	McLean, Ray	19	571	8
1968	Gordon, Dick	29	477	4	1941	Plasman, Dick	14	283	0
1967	Gordon, Dick	31	524	5	1940	Kavanaugh, Ken	12	276	3
1966	Sayers, Gale	34	447	2	1939	Plasman, Dick	19	403	3
1965	Morris, Johnny	53	846	4	1938	Karr, William	14	253	4
*1964	Morris, Johnny	93	1,200	10	1937	McDonald, Lester	11	179	4
1963	Ditka, Mike	59	794	8	1936	Hewitt, Bill	15	358	6
1962	Ditka, Mike	58	904	5	1935	Johnsos, Luke	19	298	4
	Morris, Johnny	58	889	5	1934	Hewitt, Bill	10	151	5
1961	Ditka, Mike	56	1,076	12	1933	Hewitt, Bill	16	273	2

## ANNUAL RECEIVING LEADERS (YARDAGE)

Year	Player	Yards	No.	TD	Year	Player	Yards	No.	TD
1987	Gault, Willie	705	35	7	1960	Dewveall, Willard	804	43	5
1986	Gault, Willie	818	42	5	1959	Dooley, Jim	580	41	3
1985	Gault, Willie	704	33	1	1958	McColl, Bill	517	35	8
1984	Gault, Willie	587	34	6	1957	Dooley, Jim	530	37	1
1983	Gault, Willie	836	40	8	1956	Hill, Harlon	1,128	47	1
1982	Moorehead, Emery	363	30	5	1955	Hill, Harlon	789	42	9
1981	Margerum, Ken	584	39	1	1954	Hill, Harlon	1,124	45	12
1980	Scott, James	696	36	3	1953	Dooley, Jim	841	53	4
1979	Baschnagel, Brian	452	30	2	1952	Schroeder, Gene	660	39	6
1978	Scott, James	759	42	5	1951	Schroeder, Gene	461	24	3
1977	Scott, James	809	50	3	1950	Keane, Jim	433	36	0
1976	Scott, James	512	26	6	1949	Keane, Jim	696	47	6
1975	Rather, Bo	685	39	2	1948	Keane, Jim	414	30	3
1974	Wade, Charles	683	39	1	1947	Keane, Jim	910	64	10
1973	Thomas, Earl	343	24	4	1946	McLean, Ray	348	17	2
1972	Farmer, George	380	14	2	1945	Kavanaugh, Ken	539	35	6
1971	Farmer, George	737	46	5	1944	McLean, Ray	414	19	5
1970	Gordon, Dick	1,026	71	13	1943	Clark, Harry	535	23	7
1969	Wallace, Bob	553	47	5	1942	McLean, Ray	571	19	8
1968	Gordon, Dick	477	29	4	1941	Kavanaugh, Ken	314	11	6
1967	Gordon, Dick	534	31	5	1940	Kavanaugh, Ken	276	12	3
1966	Jones, Jimmie	504	28	5	1939	Plasman, Dick	403	19	3
1965	Morris, Johnny	846	53	4	1938	Karr, Bill	253	14	4
*1964	Morris, Johnny	1,200	93	10	1937	Manske, Eggs	225	9	3
1963	Ditka, Mike	794	59	8	1936	Hewitt, Bill	358	15	6
1962	Ditka, Mike	904	58	5	1935	Johnsos, Luke	298	19	4
1961	Ditka, Mike	1,076	56	12	1934	Hewitt, Bill	151	10	5

\*Led NFL

## ANNUAL KICKOFF RETURN LEADERS

Year	Player	No.	Yards	Avg.	Year	Player	No.	Yards	Avg.
1987	Gentry, Dennis	25	621	24.8	1964	Martin, Billy	24	534	22.3
*1986	Gentry, Dennis	20	576	28.8	1963	Bull, Ronnie	7	105	15.0
1985	Gault, Willie	22	577	26.2	1962	Martin, Billy	25	515	20.6
1984	Cameron, Jack	26	485	18.7	1961	Bivins, Charles	25	669	26.7
1983	Gault, Willie	13	276	21.2	1960	Galimore, Willie	12	292	24.3
1982	Watts, Rickey	14	330	23.6	1959	Morris, Johnny	17	438	25.8
1981	Williams, Dave	23	486	21.1	1958	Morris, Johnny	16	399	24.9
1980	Williams, Dave	27	666	24.7	1957	Drzewiecki, Ron	13	315	24.2
1979	Walterscheid, Len	19	427	22.5	1956	Bingham, Don	17	444	26.1
1978	Baschnagel, Brian	20	455	22.8	1955	Drzewiecki, Ron	25	591	23.6
1977	Baschnagel, Brian	23	557	24.2	1954	Jagade, Chick	11	195	17.7
1976	Baschnagel, Brian	29	754	26.0	1953	Macon, Ed	13	373	28.7
*1975	Payton, Walter	14	144	31.7	1952	Macon, Ed	9	299	33.2
1974	Grandberry, Ken	22	568	25.8	1951	Morrison, Fred	13	353	27.2
*1973	Garrett, Carl	16	486	30.4	1950	Hunsinger, Chuck	23	343	14.9
*1972	Smith, Ron	30	924	30.8	1949	Dreyer, Fred	13	338	26.0
1971	Smith, Ron	26	671	25.8	1948	Minini, Frank	12	370	30.8
1970	Turner, Cecil	23	752	32.7	1947	Minini, Frank	11	261	23.7
1969	Sayers, Gale	14	339	24.2	1946	Osmanski, Bill	8	203	25.4
1968	Turner, Cecil	20	363	18.2	1945	Margarita, Bob	10	155	15.5
1967	Sayers, Gale	16	603	37.7	1944	Margarita, Bob	12	279	23.3
*1966	Sayers, Gale	23	718	31.2	1943	Clark, Harry	13	326	25.1
1965	Sayers, Gale	21	660	31.4	1942	Gallarneau, Hugh	6	151	25.2

### ANNUAL SCORING LEADERS

Year	Player	TD	PAT	FG	Pts.
1987	Butler, Kevin	0	28	19	85
1986	Butler, Kevin	0	36	28	120
*1985	Butler, Kevin	0	51	31	144
1984	Thomas, Bob	0	35	22	101
1983	Thomas, Bob	0	35	14	77
1982	Moorehead, Emery	5	0	0	30
1981	Roveto, John	0	19	10	49
1980	Thomas, Bob	0	35	13	74
1979	Payton, Walter	16	0	0	96
1978	Thomas, Bob	0	26	17	77
1977	Payton, Walter	16	0	0	96
1976	Payton, Walter	13	0	0	78
1975	Thomas, Bob	0	18	13	57
1974	Roder, Mirro	0	18	13	57
1973	Roder, Mirro	0	11	8	35
1972	Percival, Mac	0	26	12	62
1971	Percival, Mac	0	18	15	63
1970	Percival, Mac	0	28	20	88
1969	Percival, Mac	0	26	8	50
1968	Percival, Mac	0	25	25	100
1967	Sayers, Gale	12	0	0	72
1966	LeClerc, Roger	0	24	18	78
*1965	Sayers, Gale	22	0	0	132
1964	Morris, Johnny	10	0	0	60
1963	Ditka, Mike	8	0	0	48
1962	LeClerc, Roger	0	36	13	75
1961	Ditka, Mike	12	0	0	72
1960	Aveni, John	0	23	7	44
1959	Casares, Rick	12	0	0	72
1958	Galimore, Willie	12	0	0	72
1957	Blanda, George	1	23	14	71
1956	Casares, Rick	14	0	0	84
1955	Blanda, George	2	37	11	82
1954	Hill, Harlon	12	0	0	72

### ANNUAL PUNTING LEADERS

Year	Player	No.	Avg.
1987	Wagner, Bryan	36	40.6
1986	Buford, Maury	69	41.3
1985	Buford, Maury	68	42.2
1984	Finzer, Dave	83	40.1
1983	Parsons, Bob	79	36.9
1982	Parsons, Bob	58	41.3
1981	Parsons, Bob	114	39.7
1980	Parsons, Bob	79	40.6
1979	Parsons, Bob	92	37.9
1978	Parsons, Bob	96	37.0
1977	Parsons, Bob	80	40.4
1976	Parsons, Bob	99	37.6
1975	Parsons, Bob	93	39.0
1974	Parsons, Bob	90	37.8
1973	Green, Bobby Joe	82	40.5
1972	Green, Bobby Joe	67	41.2
1971	Green, Bobby Joe	77	40.1
1970	Green, Bobby Joe	83	40.9
1969	Green, Bobby Joe	76	39.0
1968	Green, Bobby Joe	27	42.3
1967	Green, Bobby Joe	79	42.9
1966	Green, Bobby Joe	80	41.9
1965	Green, Bobby Joe	58	42.7
1964	Green, Bobby Joe	71	44.5
1963	Green, Bobby Joe	64	46.5
1962	Green, Bobby Joe	69	43.7
1961	Brown, Ed	59	42.2
1960	Brown, Ed	56	39.8
1959	Brown, Ed	64	41.2
1958	Brown, Ed	27	42.2
1957	Brown, Ed	34	40.1
1956	Brown, Ed	42	39.1
1955	Brown, Ed	44	40.1
1954	Bratkowski, Zeke	39	41.0

## ANNUAL PUNT RETURN LEADERS

Year	Player	No.	Yards	Avg.	Year	Player	No.	Yards	Avg.
1987	McKinnon, Dennis	40	405	10.1	1962	Morris, Johnny	20	208	10.4
1986	Barnes, Lew	57	482	8.5	1961	Morris, Johnny	23	155	6.7
1985	Taylor, Ken	25	198	7.9	1960	Morris, Johnny	13	75	5.8
1984	Fisher, Jeff	58	492	8.5	* 1959	Morris, Johnny	14	171	12.2
1983	McKinnon, Dennis	34	316	9.3	1958	Morris, Johnny	14	96	6.9
1982	Fisher, Jeff	9	65	7.2	1957	Drzewiecki, Ron	22	64	2.9
1981	Fisher, Jeff	43	509	11.8	1956	Ieter, Peter	6	66	11.0
1980	Walterscheid, Lenny	33	239	7.2		Smith, Ray	6	66	11.0
1979	Schubert, Steve	25	238	9.5	1955	Drzewiecki, Ron	20	100	5.0
1978	Schubert, Steve	27	229	8.5	1954	Stone, Billy	14	40	2.9
1977	Schubert, Steve	31	291	9.4	1953	Macon, Ed	17	68	4.0
1976	Livers, Virgil	28	205	7.3	1952	White, Wilford	23	117	5.1
1975	Livers, Virgil	42	456	10.9	1951	White, Wilford	14	131	9.4
1974	Hill, Ike	33	183	5.5	1950	McAfee, George	33	284	8.6
1973	Hill, Ike	36	204	5.7	1949	McAfee, George	24	279	11.6
1972	Smith, Ron	26	163	6.3	* 1948	McAfee, George	30	417	13.9
1971	Smith, Ron	26	194	7.5	1947	McAfee, George	18	261	14.5
1970	Cole, Linzy	14	83	5.9	1946	Gallarneau, Hugh	10	99	9.9
1969	Lyle, Garry	12	78	6.5	1945	Margarita, Bob	7	66	9.4
1968	Turner, Cecil	9	19	2.1	1944	Grygo, Al	11	100	9.1
1967	Gordon, Dick	12	82	6.8	1943	Clark, Harry	10	158	15.8
1966	Arnett, Jon	15	58	3.9	1942	Gallarneau, Hugh	9	101	11.2
1965	Sayers, Gale	16	238	14.9	1941	Swisher, Bob	7	101	14.4
1964	Arnett, Jon	19	188	9.9		McAfee, George	5	158	31.6
1963	Morris, Johnny	16	164	10.3					

## ANNUAL INTERCEPTION LEADERS

Year	Player	No.	Yards	Year	Player	No.	Yards
1987	Duerson, Dave	3	0	1965	Butkus, Dick	5	84
1986	Richardson, Mike	7	69	1964	Caroline, J.C.	2	84
1985	Frazier, Leslie	6	119		Whitsell, Dave	2	57
1984	Fencik, Gary	5	102		Taylor, Roosevelt	2	45
1983	Frazier, Leslie	7	135		McRae, Bennie	2	44
1982	Schmidt, Terry	4	39		George, Bill	2	28
1981	Fencik, Gary	6	121	* 1963	Taylor, Roosevelt	9	172
1980	Walterscheid, Lenny	4	239	1962	Petitbon, Richie	6	212
1979	Schmidt, Terry	6	44	1961	Whitsell, Dave	6	123
	Fencik, Gary	6	31	1960	Caroline, J.C.	3	31
1978	Fencik, Gary	4	77	1959	Barnes, Erich	5	67
1977	Ellis, Allan	6	23	1958	Sumner, Charles	6	67
1976	Brupbacher, Ross	7	49	1957	Johnson, Jack	4	36
1975	Clemons, Craig	2	109	1956	Caroline, J.C.	6	182
	Plank, Doug	2	50	1955	Sumner, Charles	7	162
	Livers, Virgil	2	40	1954	Whitman, S.J.	5	117
	Ellis, Allan	2	4	1953	Kindt, Don	6	172
1974	Clemons, Craig	4	84	1952	Dooley, Jim	5	30
1973	Lyle, Garry	5	62	1951	Schroeder, Gene	5	62
1972	Ford, Charlie	7	104	1950	Davis, Harper	5	59
1971	Ford, Charlie	5	46	1949	McAfee, George	6	76
1970	Buffone, Doug	4	33	1948	Lujack, Johnny	8	131
1969	Taylor, Joe	3	37	1947	Mullins, Noah	6	113
	Daniels, Dick	3	37	1946	Farris, Tom	4	43
	Youngblood, George	3	22	1945	Margarita, Bob	6	79
1968	McRae, Bennie	4	41	1944	Grygo, Al	4	79
1967	McRae, Bennie	5	94	1943	Clark, Harry	5	32
	Petitbon, Richie	5	93	* 1942	Turner, Clyde	8	96
	Taylor, Roosevelt	5	19	1941	McAfee, George	6	78
1966	Petitbon, Richie	4	34				

\*Led NFL

## 100-YARD RUSHING GAMES

11/20/77	Walter Payton	40-275	10/10/77	Walter Payton	24-126
10/30/77	Walter Payton	23-205	11/30/69	Gale Sayers	20-126
11/3/68	Gale Sayers	24-205	9/2/79	Walter Payton	36-125
12/18/66	Gale Sayers	17-197	11/26/33	Bronko Nagurski	18-124
11/3/85	Walter Payton	28-192	10/21/56	Rick Casares	22-124
11/13/77	Walter Payton	33-192	11/6/66	Gale Sayers	21-124
12/16/56	Rick Casares	17-190	11/27/80	Walter Payton	18-123
9/14/80	Walter Payton	18-183	10/1/78	Walter Payton	27-123
12/5/76	Walter Payton	27-183	10/16/77	Walter Payton	24-122
9/9/79	Walter Payton	23-182	12/2/85	Walter Payton	23-121
9/16/62	Willie Galimore	22-181	9/17/50	George Gulyanics	26-121
9/9/84	Walter Payton	20-179	10/5/52	Kayo Dottley	24-121
11/26/81	Walter Payton	38-179	12/16/62	Joe Marconi	13-121
9/14/86	Walter Payton	34-177	9/8/85	Walter Payton	17-120
12/9/84	Walter Payton	35-175	12/17/67	Gale Sayers	19-120
11/27/66	Gale Sayers	19-172	10/15/39	Bill Osmanski	15-119
12/11/77	Walter Payton	32-163	11/12/50	Chuck Hunsinger	14-119
10/29/78	Walter Payton	23-162	10/27/85	Walter Payton	19-118
9/18/83	Walter Payton	28-161	12/5/65	Gale Sayers	16-118
9/18/77	Walter Payton	23-160	11/18/51	Kayo Dottley	17-117
10/16/78	Walter Payton	22-157	12/9/56	Rick Casares	25-117
12/16/79	Walter Payton	33-157	11/26/67	Gale Sayers	18-117
10/28/34	Beattie Feathers	15-155	10/15/72	Bobby Douglass	11-117
10/7/79	Walter Payton	39-155	11/25/84	Walter Payton	23-117
9/30/84	Walter Payton	25-155	9/20/87	Neal Anderson	16-117
10/20/57	Willie Galimore	24-153	9/23/84	Walter Payton	24-116
9/19/76	Walter Payton	28-148	11/4/45	Hank Margarita	16-116
12/18/83	Walter Payton	30-148	11/24/57	Rick Casares	28-116
10/17/76	Walter Payton	27-145	11/2/69	Gale Sayers	20-116
10/29/44	Al Grygo	13-144	11/6/55	Bobby Watkins	14-115
11/26/78	Roland Harper	25-144	11/6/55	Rick Casares	16-115
10/27/68	Gale Sayers	18-143	12/9/79	Walter Payton	25-115
10/15/67	Gale Sayers	22-142	10/21/34	Beattie Feathers	7-114
10/2/39	Joe Maniaci	12-141	10/16/60	Johnny Morris	7-114
10/10/76	Walter Payton	19-141	11/2/58	Rick Casares	23-113
9/30/34	Beattie Feathers	2-140	11/9/58	Rick Casares	15-113
10/2/77	Walter Payton	19-140	11/28/65	Gale Sayers	13-113
10/7/56	Rick Casares	24-139	12/12/65	Gale Sayers	9-113
11/9/86	Walter Payton	20-139	9/17/72	Jim Harrison	20-113
11/24/77	Walter Payton	20-137	11/4/79	Walter Payton	22-113
10/9/55	John Hoffman	18-135	9/7/86	Walter Payton	22-113
12/21/75	Walter Payton	25-134	10/21/85	Walter Payton	25-112
9/16/79	Walter Payton	22-134	10/21/51	Kayo Dottley	16-112
10/6/80	Walter Payton	28-133	10/14/56	Rick Casares	21-112
10/13/85	Walter Payton	24-132	12/1/68	Brian Piccolo	21-112
11/17/85	Walter Payton	22-132	11/9/69	Gale Sayers	28-112
10/7/34	Beattie Feathers	14-132	11/20/83	Matt Suhey	19-112
11/4/56	Rick Casares	25-132	12/6/81	Walter Payton	33-112
11/13/83	Walter Payton	25-131	12/8/85	Walter Payton	26-111
12/10/67	Gale Sayers	20-131	11/12/39	Bill Osmanski	18-111
12/7/80	Walter Payton	22-130	11/22/59	Rick Casares	21-111
12/20/80	Walter Payton	29-130	10/21/79	Walter Payton	23-111
12/3/44	Hank Margarita	9-129	11/4/84	Walter Payton	27-111
12/17/72	Bobby Douglass	14-127	9/16/84	Walter Payton	27-110
11/12/78	Walter Payton	23-127	10/19/75	Mike Adamle	17-110



## 100-Yard Games (con't.)

11/28/76	Walter Payton	27-110	12/26/82	Walter Payton	20-104
10/26/69	Gale Sayers	15-109	11/18/56	Rick Casares	27-104
11/14/76	Walter Payton	18-109	9/4/83	Walter Payton	20-103
11/5/78	Walter Payton	18-109	10/23/72	Jim Harrison	31-103
1/2/83	Walter Payton	26-109	11/10/85	Matt Suhey	16-102
10/28/56	Perry Jeter	16-108	11/24/85	Walter Payton	20-102
11/11/56	John Hoffman	18-108	10/22/39	Joe Maniaci	15-102
9/29/68	Gale Sayers	16-108	10/9/83	Walter Payton	20-102
11/10/85	Walter Payton	26-107	12/7/58	Rick Casares	22-102
11/9/80	Walter Payton	17-107	10/12/80	Walter Payton	23-102
10/25/81	Walter Payton	36-107	12/4/77	Walter Payton	33-101
10/9/66	Gale Sayers	18-106	10/10/34	Beattie Feathers	8-101
11/20/83	Walter Payton	22-106	11/29/42	Gary Famiglietti	12-101
11/25/45	George McAfee	5-105	10/21/74	Carl Garrett	23-101
10/28/51	Kayo Dottley	17-105	9/3/78	Walter Payton	26-101
9/15/68	Gale Sayers	15-105	10/19/80	Walter Payton	27-101
10/6/68	Gale Sayers	15-105	12/11/83	Matt Suhey	17-101
11/15/81	Walter Payton	22-105	10/14/84	Walter Payton	23-100
11/16/75	Walter Payton	23-105	11/20/49	John Hoffman	15-100
11/26/78	Walter Payton	27-105	11/4/73	Bobby Douglass	19-100
10/3/76	Walter Payton	18-104			

## 300-YARD PASSING GAMES

12/11/49	Johnny Lujack	39-24-468	10/29/50	Johnny Lujack	39-20-331
11/18/62	Bill Wade	46-28-466	10/8/61	Bill Wade	25-13-330
11/14/43	Sid Luckman	32-21-433	11/25/62	Bill Wade	32-23-328
10/17/54	George Blanda	47-21-359	10/11/59	Ed Brown	29-14-323
10/14/62	Bill Wade	34-18-356	11/19/61	Bill Wade	34-18-323
12/17/61	Bill Wade	34-23-355	10/25/64	Bill Wade	57-33-321
12/12/65	Rudy Bukich	32-16-347	10/23/49	Johnny Lujack	52-29-319
10/19/47	Sid Luckman	26-18-342	10/21/62	Bill Wade	26-13-318
9/20/64	Bill Wade	31-23-341	12/7/80	Vince Evans	22-18-316
10/24/54	George Blanda	46-28-338	10/12/47	Sid Luckman	25-14-314
12/13/70	Jack Concannon	34-21-338	11/16/87	Jim McMahon	34-21-311
11/19/67	Jack Concannon	24-11-336	10/4/81	Vince Evans	43-26-307
10/16/83	Vince Evans	45-28-336	12/13/53	George Blanda	37-20-306
10/25/53	George Blanda	47-23-334	12/6/69	Virgil Carter	49-31-301
10/9/60	Ed Brown	21-13-333			

## 150-YARD PASS RECEIVING GAMES

10/31/54	Harlon Hill	7-214	12/15/63	Johnny Morris	8-171
11/18/62	Johnny Morris	10-201	10/25/64	Mike Ditka	13-168
10/21/56	Harlon Hill	9-198	10/25/53	Jim Dooley	6-164
11/25/56	Harlon Hill	7-195	11/20/60	Willard Dewveall	6-163
10/23/49	Jim Keane	14-193	12/14/47	Jim Keane	7-161
11/12/61	Mike Ditka	9-190	11/15/70	Dick Gordon	5-158
11/8/64	Johnny Morris	10-183	12/7/47	George McAfee	9-157
11/19/67	Dick Gordon	4-178	10/5/86	Keith Ortego	6-157
10/29/50	Ken Kavanaugh	8-177	12/9/62	Mike Ditka	6-155
10/19/81	Marcus Anderson	6-176	10/30/55	Harlon Hill	8-151
12/11/49	John Hoffman	8-174	12/16/51	Gene Schroeder	4-150
9/28/86	Willie Gault	7-174			

## BEAR HALL-OF-FAMERS



PRO FOOTBALL HALL OF FAME  
Canton, Ohio



**GEORGE HALAS, End-Coach-Owner, inducted 1963.** Started Bears as Decatur Staleys in 1920; had been with Bears (with time out for Navy duty in WWII) until his death in 1983. Co-organizer and forerunner of NFL. Coached for 40 seasons and retired with an all-time record of 326 victories. Played pro ball for 11 seasons starting with Hammond Pros in 1919. Wore jersey 7.

**DOUG ATKINS, DE, inducted 1982.** Played for Bears from 1955 to 1966. All-Pro in 1960, 1961, and 1963. From 1958 through 1966, played in every Pro Bowl but one. Named Outstanding Lineman in '59 Pro Bowl. College ball at Tennessee. Wore jersey 81.

**GEORGE BLANDA, QB-K, inducted 1981.** Scored 541 points in 10 Chicago seasons (1949-58). Came out of retirement in 1960 to play 7 seasons with Houston, 9 with Oakland. In 26-year career scored 2,002 points, threw for 26,920 yards, 236 TDs. Wore jersey 16, 22 for Bears.

**DICK BUTKUS, MLB, inducted 1979.** Played for Bears nine seasons from 1965-73 after playing college ball at Illinois. Blessed with great speed and a tremendous competitive desire at 6-3, 245 pounds. Butkus was all-NFL eight times and played in eight Pro Bowls. Wore jersey number 51.

**GEORGE CONNOR, T-LB, inducted 1975.** Played for Bears eight seasons from 1948-55 after college ball at Holy Cross and Notre Dame. At 6-3, 240, Connor was the first of the big, mobile outside backers, All-Pro five times but in 1951-53 on both offense and defense. Played in four Pro Bowls. Wore jersey numbers 71 & 81.

**MIKE DITKA, TE, inducted 1988.** Played six seasons for Bears, 1961-66; also played for Eagles (1967-68) and Cowboys (1969-72). First-round draft choice and NFL Rookie of Year in 1961. All-NFL 1961-64. Played in five Pro Bowls (1962-66). Career high 75 catches in 1964 set NFL record for tight end. Caught 427 passes in career. Caught TD pass as Cowboy in SB VI. Wore jersey number 89.

**JOHN (PADDY) DRISCOLL, HB, inducted 1965.** Played five seasons for Bears 1926-31. Was Chicago Cardinal from 1919-25 after Northwestern days. Triple-threat performer with punting, drop-kicking to go with running. Coached Bears in '56 and '57. Wore jersey numbers 1 & 20.

**DANNY FORTMANN, G, inducted 1985.** Played eight seasons with Bears from 1936 to '43 after college ball at Colgate. Received M.D. from U. Of Chicago 1940. Punishing blocker despite 6-0, 210 pounds, and helmetless style. All-Pro five times. Wore jersey number 21.

**BILL GEORGE, LB, inducted 1974.** Played 14 seasons with Bears from 1952 to '66 and finished career with Rams. All-pro eight times. First great NFL middle linebacker. "Created" the position switching from middle-guard in '54. Played in eight Pro Bowls. His jersey number 61 is retired.

**HAROLD (RED) GRANGE, HB, inducted 1963.** Played seven seasons with Bears: 1925, then 1929-34. Spent 1926-28 with own NY team. Showcasing the Galloping Ghost, Bears played 16 games from 11/26/25 to 1/31/26 from coast to coast posting 11-4-1 record. Made first all-Pro team 1931. His jersey number 77 is retired.

**ED HEALEY, T, inducted 1964.** Played for Bears five seasons from 1922 to 1927. First player purchased by Bears—from Rock Island where he played two seasons. Termed "the most versatile tackle of all time" by Halas. First president (1937) of Bear alumni association. College ball at Dartmouth. Wore jersey 16.

**BILL HEWITT, E, inducted 1971.** Played five seasons with Bears from 1932 to 1936 then four more seasons with Eagles. All-League in '33 and '34. Helmetless player who starred at Michigan. His number 56 is retired.

**SID LUCKMAN, QB, inducted 1965.** Played 12 seasons with Bears from 1939 to '50. Tailback at Columbia. All-Pro six times. Directed Bears to four NFL championships. Still leads NFL in percentage throws for TDs with 79%. 137 TDs. His number 42 is retired.

**ROY (LINK) LYMAN, T, inducted 1964.** Played seven seasons for Bears between 1926 and '34. Started pro career with Canton in 1922; college star at Nebraska. Played defense with stunting style setting trend for modern play. Wore five jersey numbers during career: 2, 11, 12, 14, 77.

**GEORGE McAFEE, HB, inducted 1966.** Played eight seasons with Bears from 1940 to 1950 with time out for WWII. All-Pro in 1941. Held NFL punt return record until a few years ago with 12.78 yards a try. All-America at Duke. His jersey number 5 is retired.

**GEORGE MUSSO, T-G, inducted 1982.** Played for Bears from 1933 to 1944. All-Pro in 1935 as a tackle and in 1937 as a guard. College ball at Millikin. Wore jersey 16.

**BRONKO NAGURSKI, FB-T, inducted 1963.** Played nine seasons with Bears from 1930 to '37 and 1943 (after retiring). All-Pro three times, most punishing runner of all time. Minnesota all-America. Seventh on all-time Chicago rushing list. His jersey number 3 is retired. Also wore number 16.

**GALE SAYERS, RB, inducted 1977.** Played for Bears seven seasons from 1965 to '71. Unanimous all-NFL five times, NFL Rookie-of-the-Year 1965. Selected for Pro Bowl five times, played in four, most valuable offensive player in three. Selected as all-time All-Pro. Set 23 Bear records and seven NFL records. Wore jersey number 40.

**JOE STYDAHAR, T, inducted 1967.** Played nine seasons with Bears from 1936 to 1946 with time out for WWII. First player ever drafted by Bears. Played at West Virginia. All-Pro four times. Played on three NFL champion teams. Wore jersey 13.

**GEORGE TRAFTON, C, inducted 1964.** Played 12 seasons with Bears from 1920 to '32 and never made a bad snap. College star at Notre Dame. First center to snap with one hand. Wore jersey 13.

**CLYDE (BULLDOG) TURNER, C-LB, inducted 1966.** Played 12 seasons with Bears from 1940 to '52 with all-pro honors six times as center. Made 17 interceptions as LB. Played in first two Pro Bowls ('51 & '52). All-America at Hardin-Simmons. His jersey number 66 is retired.

## BEAR HISTORICAL HIGHLIGHTS

### 1920's

**9/17/20**—George Halas representing the Decatur Staleys meets with representatives of 12 other clubs at Ralph Hay's Hupmobile showroom in Canton, O., forming the American Professional Football Association—which later became the NFL. Membership is set at \$100.

**1920**—The Staleys shutout 12 of their 13 foes, lose only to the Chicago Cardinals (7-6 at Normal Park) and post a 10-1-2 record. Each player is paid \$1,900 for the season.

**1921**—Decatur Staley AC becomes Chicago Staleys, plays in Wrigley Field, and wins the APFA title with 9-1-1 record. A. E. Staley gives George Halas the Club with \$5,000 to keep the Staley name for the season. Halas makes Dutch Sternaman his partner.

**1/28/22**—Franchise renamed Chicago Bears.

**11/27/22**—First Chicago player deal: Bears buy tackle Ed Healey's contract from the Rock Island Independents for \$100—twice the going rate for a franchise that season.

**12/7/24**—Harold Red Grange signs with Bears and pro football leaves its cradle. His agent C.C. (Cash & Carry) Pyle negotiates a \$100,000 deal with the Bears.

**11/26/25**—Halas takes the Bears and Grange on a 16-game coast-to-coast tour that sees the club play 16 games from Nov. 26 through Jan. 31 interrupted by a two-week rest. The Bears post a 11-4-1 record during the incredible endurance.

**11/26/25**—Grange's first game... 36,000 see Bears and Cardinals go 0-0 in Wrigley Field with Grange held to 36 yards.

**1/16/26**—Grange gets 2 TDs as the Bears impress 75,000 in the LA Coliseum beating the LA Tigers 17-7.

**3/1/26**—Bears open Loop offices at 111 W. Washington.

### 1930's

**1930**—After a 4-8-2 1929 season, George Halas replaces himself as head coach with Ralph Jones. Jones posts a 24-10-7 record during his three seasons.

Bears and Cardinals play football's first indoor game on an 80-yard field at Chicago Stadium. It's an exhibition for unemployment relief.

**11/16/31**—New Yorkers (including Gov. Alfred E. Smith and Mayor Jimmy Walker) in field boxes at \$100 a seat watch Bears top Giants in Polo Grounds 12-6.

**12/18/32**—Bronko Nagurski hits Red Grange with a two-yard TD pass and the Bears top the Portsmouth Spartans 9-0 for the NFL championship. The game was played before 11,198 indoors at Chicago Stadium on an 80-yard field.

**1932**—Franchise loses \$18,000 prompting Dutch Sternaman to unload his half of the Bears to George Halas.

**1933**—George Halas returns as head coach and takes club out of town for training camp for the first time. University of Notre Dame is the host.

**11/5/33**—Boston Redskins delight home fans by whitewashing Bears 10-0 ending Chicago's 30-game unbeaten string.

**12/17/33**—Bears use rookie Jack Manders' accurate kicking for 11 points and defeat the Giants 23-21 in the NFL's first championship game.

**1934**—Halas University, the Bears alumni association begins. Annually, Bear veterans return during season for Homecoming Weekend.

—Bears hold training camp at Lane Tech High in the city.

**8/31/34**—A classic is born as 79,432 watch the NFL champion Bears held to a scoreless tie by the first College All-Star team in a game sponsored by Chicago Tribune Charities at Soldier Field.

**12/2/34**—Rookie Beattie Feathers becomes first pro back to rush for 1,000 yards with 1,004 to lead NFL.

**12/9/34**—Undeclared Bears slip before Giants in NFL title tilt at Polo Grounds 30-13 before 35,059. With Chicago leading 10-3 at the half, NY dons basketball sneakers and scores 27 points.

**1935**—Training camp is conducted at St. John's Military Academy in Delafield, Wis.

**1936**—Joe Stydahar, tackle, West Virginia, is the first Bear draft pick.

**12/12/37**—Bears win Western Division title but lose NFL Championship 28-21 to Redskins at Wrigley Field. Sammy Baugh hits 18 of 33 for 335 yards and 3 TDs. Jack Manders scores 15 of the Bears points. A Chicago player's share is \$127.78.

#### 1940's

**12/8/40**—Ten Bears tally TDs as Chicago rips Washington 73-0 for the NFL title before 36,034 in D.C. The rout signals the beginning of pro football's modern era with the formal unveiling of the T-formation. The Bears got \$873 per man.

**1941**—Bears new fight song—"Bear Down Chicago Bears" is published.

**12/14/41**—Bears and Packers agree their playoff game should be played to a "sudden-death" finish in event of tie. NFL adopts "sudden-death" plan 1/24/42.

**12/13/42**—George Halas departs for the US Navy prior to the NFL title game which Chicago loses 14-6 in Washington. Bears score on Lee Artoe's 50-yard fumble return.

**1943**—Hunk Anderson and Luke Johnsos co-coach the wartime Bears for the next three seasons compiling a 15-11-2 record.

**11/14/43**—Sid Luckman becomes the first pro to pass for over 400 yards in a game. He hits the Giants with 433 yards and seven TDs.

**12/26/43**—The Bears blast Washington 41-21 in Wrigley Field for the NFL title before 34,320 fans. Sid Luckman throws five TD passes (2 each to Harry Clark and Dante Magnani). Bronko Nagurski scores his last Bear TD, a 3-yard run.

**12/15/46**—With George Halas around for the full season, the Bears whip the Giants 24-14 before a record NFL title crowd of 58,346 in the Polo Grounds. After opening with a 21-yard TD pass to Ken Kavanaugh, Sid Luckman gets the winning score on a 19-yard bootleg.

**1948**—Bears make the first trade for a draft choice then select QB Bobby Layne.

**12/11/49**—Johnny Lujack sets NFL passing record with 468 yards against the Cardinals.

#### 1950's

**12/17/50**—Bears and Rams tie for Western Division title with 9-3 marks but Rams trip Bears in LA 24-14 breaking tie.

**1956**—Paddy Driscoll starts his two-year tour as head coach after George Halas retires for a third time. Driscoll's two teams own a 14-10-1 record.

**12/30/56**—Giants, with their sneakers again, trounce Chicago 47-7 before 56,836 in Yankee Stadium for NFL title.

**11/2/58**—Bears and Rams establish NFL attendance record drawing 90,833 paid in the L.A. Coliseum. Rams win 41-35.

#### 1960's

**10/22/61**—Bears destroy the scorching 49er shotgun formation 31-0 with Bill George playing middle guard and the defensive line stunting.

**12/29/63**—Bears intercept five YA Tittle passes and capture NFL title from Giants 14-10 in Wrigley Field before 45,801 and closed circuit TV. Champs share \$5,899 per man. QB Bill Wade gets both TDs on 2-and 1-yard runs.

**1964**—Flanker Johnny Morris catches NFL record 93 passes.

**1965**—Bears set standard for draft by selecting LB Dick Butkus and RB Gale Sayers on first round. Rookie Sayers bursts into pro football with a NFL record 22 TDs.

**12/12/65**—Gale Sayers scores 6 TDs against 49ers.

**1966**—Gale Sayers sets NFL combined yards record with 2,440.

**5/27/68**—The all-time winningest coach in football history, George Halas, retires from coaching after 40 seasons with 326 wins, 150 defeats, 30 ties.

## 1970's

**3/19/70**—George Halas elected president of the National Football Conference as NFL-AFL merge.

**6/16/70**—Bear running back Brian Piccolo dies of cancer. Club establishes Piccolo Fund, raising over \$1.5 million since for cancer fight.

**12/13/70**—Bears say goodbye to Wrigley Field trouncing Green Bay 35-17. They will make Soldier Field their home in 1971.

**9/12/74**—Jim Finks joins Bears as Vice President and General Manager after serving as Vikings' GM and NFL Management Council Advisor.

**12/17/74**—After three seasons and a record of 11-30-1, Abe Gibrion departs as head coach.

**12/31/74**—Former NFL star linebacker Jack Pardee is named Bear head coach—the first non-Bear to hold the job in the history of the club.

**7/12/75**—Bears open training camp at Lake Forest College after 31 seasons of training in Rensselaer, Ind.

**11/20/77**—Enroute to leading the NFL in rushing with a Bear record 1,852 yards, Walter Payton dashes through Vikings in Soldier Field for a NFL record 275 yards.

**12/18/77**—A 28-yard FG by Bob Thomas with nine seconds left in overtime gives Bears a six-game win streak, their first playoff spot in 14 years with 9-5 record, and a 12-9 win over the Giants.

**12/26/77**—Bears finish season with 37-7 playoff loss at Dallas but set 28 team records and play before a home record 401,513 fans for seven Soldier Field dates.

**1/19/78**—With a three-year record of 20-22, Jack Pardees resigns to seek Redskin coaching job.

**2/16/78**—Neil Armstrong, defensive coordinator of the Minnesota Vikings, becomes head coach.

**9/3/79**—Bears occupy \$1.6 million new headquarters named Halas Hall on Lake Forest College campus.

**12/16/79**—Massive heart attack claims George (Mugs) Halas at 54. Bears go on to rout St. Louis 42-6 while Dallas tips Washington 35-34. The combination sends 10-6 Bears to NFC playoffs.

**12/23/79**—After leading 17-10 at half, Bears drop 27-17 wildcard game at Philadelphia.

## 1980's

**10/6/80**—In 23-0 whitewash of Tampa Bay at Soldier Field (113th in Club history), Payton rushes for 133 and gains 14 more receiving to raise lifetime combined yardage to 9,492 and break Sayers' Club record.

**12/7/80**—Bears whip Packers 61-7 at Soldier Field equaling Club record for points and setting new

standards for first downs (33) and pass completion percentage (83.3%, 20 of 24). QB Vince Evans throws for 316—most by a Bear in 10 years.

**1/4/82**—After four seasons and League record of 30-34, Neil Armstrong departs as head coach.

**1/20/82**—Mike Ditka, assistant offensive coach of the Dallas Cowboys, becomes head coach.

**8/24/83**—Jim Finks resigns as the Club's General Manager after nine seasons.

**10/5/83**—Bears' founder and owner George Halas, names Jerry Vainisi as the club's General Manager.

**10/31/83**—Bears' founder and owner, George Halas dies at the age of 88.

**11/11/83**—Michael B. McCaskey becomes the Bears' 3rd president in the 65-year history of the franchise.

**2/19/84**—Rudy Custer, who served as business manager of the Bears for 38 years announces his retirement.

**11/25/84**—Bears defeat Vikings 34-3 at Minneapolis to clinch first divisional title ever.

**12/30/84**—Bears defeat Redskins 23-19 in divisional playoffs to advance to NFC Championship game. 49ers beat Bears, 23-0, in NFC final.

**1985**—Bears win first 12 games of season enroute to posting 15-1 regular season mark tying the most regular season wins by team in NFL history. Chicago claims second consecutive NFC Central title as club record 9 players are selected to Pro Bowl.

**1/5/86**—Bears host first playoff game since 1963 and shut-out New York Giants, 21-0, at Soldier Field.

**1/12/86**—Bears blank Los Angeles Rams, 24-0, in NFC Championship game and advance to Super Bowl XX to play New England Patriots.

**1/26/86**—Chicago sets seven Super Bowl records in first appearance including most points (46) and largest margin of victory (36) in 46-10 rout of Patriots. The game was witnessed by record-setting number of viewers via television worldwide and the Bears were greeted the next day by an estimated 500,000 people in ticker tape parade in downtown Chicago.

**1986**—Bears capture 3rd straight NFC Central title with 14-2 mark; defense allows NFL record-low 187 points. Bears lose opening round game of playoffs to Redskins, 27-13.

**12/20/87**—Walter Payton plays final regular season game at Soldier Field and rushes for 79 yards and scores 2 touchdowns. "Walter Payton Day" is celebrated prior to game when club president Michael McCaskey retires jersey number 34.

**1987**—Bears win fourth consecutive division title with 11-4 mark in strike interrupted season. Team posts four straight winning seasons, a feat last accomplished by Bears between 1946-51. Redskins come back from 14-0 deficit to beat Bears, 21-17, in playoffs.

# WALTER PAYTON

# 34

Running Back      Jackson State      Retired

Ht: 5-11      Wt: 202      Born: 7/25/54  
Columbia, MS



Acquisition: Selected in the 1st round (4th player) of 1975 draft.

Member of Bears Board of Directors

**1987 SEASON:** Took on different role in Bears' backfield, however, was leading ball carrier for 13th consecutive year (146 rushes) and second leading yardage gainer (533). . . Broke Jim Brown's career rushing TD record in opening win over Giants. . . Finished with 110 rushing TD's and trailed Brown's career mark (126) by only one TD. . . Third leading receiver with 33 catches for 217 yards. . . Is all-time leading receiver among running backs with 486 catches; leads the Giants' Tony Galbreath (481). . . Best game of year was 82-yard effort vs. L.A. Raiders (20 carries). . . Also had 73 yards vs. Denver (12 rushes).

### Payton's Pro Stats

Year/Club	Rushing					Receiving					Games/Starts
	No	Yds	Avg	LG	TD	No	Yds	Avg	LG	TD	
1987 Bears	146	533	3.7	17	4	33	217	6.6	16	1	12/12
1986 Bears	321	1,333	4.2	41	8	37	382	10.3	57	1	16/16
1985 Bears	324	1,551	4.8	40	9	49	483	9.9	65	1	16/16
1984 Bears	381	1,684	4.4	72	11	45	368	8.2	31	0	16/16
1983 Bears	314	1,421	4.5	49	6	53	607	11.5	74	2	16/16
1982 Bears	148	596	4.0	26	1	32	311	9.7	40	0	9/9
1981 Bears	339	1,222	3.6	39	6	41	379	9.2	30	2	16/16
1980 Bears	317	1,460	4.6	69	6	46	367	8.0	54	1	16/16
1979 Bears	369	1,610	4.4	43	14	31	313	10.1	65	2	16/16
1978 Bears	333	1,395	4.2	76	11	50	480	9.5	61	0	16/16
1977 Bears	339	1,852	5.5	73	14	27	269	10.0	75	2	14/14
1976 Bears	311	1,390	4.5	60	13	15	149	9.9	34	0	14/14
1975 Bears	196	679	3.5	54	7	33	213	6.5	40	0	13/7
<b>Career</b>	<b>3,838</b>	<b>16,726</b>	<b>4.4</b>	<b>76</b>	<b>110</b>	<b>492</b>	<b>4,542</b>	<b>9.1</b>	<b>75</b>	<b>15</b>	<b>190/184</b>

Year/Club	Kickoff Returns				Passing			TD	Int
	No	Yds	Avg	TD	Att	Com	Yds		
<b>Career</b>	<b>17</b>	<b>539</b>	<b>31.7</b>	<b>0</b>	<b>34</b>	<b>11</b>	<b>331</b>	<b>8</b>	<b>5</b>

\*also 1 punt for 39 yards in 1975

### Playoffs

Year/Club	Rushing					Receiving					Games/Starts
	No	Yds	Avg	LG	TD	No	Yds	Avg	LG	TD	
1987 Bears	18	85	4.7	16	0	3	20	6.7	9	0	1/1
1986 Bears	14	38	2.7	9	0	1	-2	-2.0	-2	0	1/1
1985 Bears	67	186	2.8	12	0	8	52	6.5	19	0	3/3
1984 Bears	46	196	4.3	20	0	4	23	5.8	12	0	2/2
1979 Bears	16	67	4.2	12	2	3	52	17.3	31	0	1/1
1977 Bears	19	60	3.1	11	0	3	33	11.0	20	0	1/1
<b>Career</b>	<b>180</b>	<b>632</b>	<b>3.5</b>	<b>20</b>	<b>2</b>	<b>22</b>	<b>178</b>	<b>8.3</b>	<b>31</b>	<b>0</b>	<b>9/9</b>

Year/Club	Kickoff Returns				
	No	Yds	Avg	LG	TD
1977 Bears	3	57	19.0	27	0

## WALTER PAYTON'S BEAR & NFL RECORDS

### NFL

#### RUSHING

- Most Consecutive Seasons Leading League in Attempts: 4, 1976-79 (tied with Steve Ban Buren, Phil., 1947-50)
- Most Attempts, Career: 3,838
- Most Yards Gained, Career: 16,726
- Most Seasons, 1000 or More Yards Rushing: 10, 1976-81, 83-86
- Most Consecutive Seasons, 1000 or More Yards Rushing: 6, 1976-81 (tied with Franco Harris, Pitt., 1974-79)
- Most Yards Gained, Game: 275, Chicago vs. Minnesota, 11/20/77
- Most Games, 100 or More Yards Rushing, Career: 77
- Rushing Touchdowns, Career: 110

**COMBINED NET YARDS** (Includes rushing, receiving, interception returns, kickoff returns and fumble returns)

- Most Attempts, Career: 4,347
- Most Yards Gained, Career: 21,803

### BEARS

#### SCORING

- Most Points, Career: 750
- Most Touchdowns, Career: 125

#### RUSHING

- Most Attempts, Career: 3,838
- Most Attempts, Season: 381, 1984
- Most Attempts, Game: 40, Chicago vs. Minnesota, 11/20/77
- Most Yards, Career: 16,726
- Most Seasons, 1000 or More Yards Rushing: 10, 1976-81, 83-86

- Most Yards, Season: 1,852, 1977
- Most Yards, Game: 275, Chicago vs. Minnesota, 11/20/77
- Most Games, 100 or More Yards Rushing, Career: 77
- Most Consecutive Games, 100 or More Yards Rushing: 9, 1985
- Most Games, 100 or More Yards Rushing, Season: 10 (twice — 1977, 85)
- Most Consecutive Seasons, 1000 or More Yards Rushing: 6, 1976-81
- Most Games, 200 or More Yards Rushing, Season: 2, 1977
- Most Games, 200 or More Yards Rushing, Career: 2
- Most Rushing Touchdowns, Career: 110
- Most Rushing Touchdowns, Season: 14 (twice — 1977, 79) (tied with Gale Sayers, 1965)
- Most Consecutive Games, 1 or More Rushing Touchdowns: 7, 10/3/76-11/14/76 (tied with Gale Sayers, 10/26/69-12/6/69)

#### PASS RECEIVING

- Most Pass Receptions, Career: 492

#### FUMBLES

- Most Fumbles, Career: 84
- Own Fumbles Recovered, Career: 18

#### COMBINED NET YARDS

- Most Attempts, Career: 4,345
- Most Attempts, Season: 426, 1984
- Most Attempts, Game: 41 (twice — 11/20/77 and 10/7/79)
- Most Yards, Career: 21,803

# GEORGE S. HALAS

February 2, 1895 – October 31, 1983

Leading the Chicago Bears for more than a half-century, George S. Halas, the team's founder and head coach for 40 years, was one of the most enduring personalities in sports history. Halas was active in the Bears since 1920 when he founded the team and 1988 represents the 69th year since the Bears came into being as the Decatur Staleys. No other football coach, professional or college, has equaled his personal winning record.

Halas was born and raised on Chicago's west side, prepped at Crane Tech High School before attending the University of Illinois where he earned a B.S. degree and lettered in football, basketball and baseball. After graduation in 1918, he went into the Navy for the first of his two tours of duty. He was named player of the game in the 1919 Rose Bowl as an end on that Great Lakes team that beat the Marines 17-0. A commander when he left active duty in 1946, Halas retired as a captain in the Naval Reserve. He was also awarded the Distinguished Citizens Award, the highest honor the Navy can bestow on a civilian.

After leaving the Navy, Halas played right field for the New York Yankees. A hip injury shortened his baseball career. Halas went to work for a Decatur, Illinois corn products firm owned by an enthusiastic sports fan, Mr. A. E. Staley. Mr. Staley, who sponsored a semi-pro baseball team and later that summer, commissioned Halas to organize an independent football team.

**PRO CAREER:** As a player, Halas set an NFL record that stood for 49 years. He ran 98 yards for a TD with a Jim Thorpe fumble in a 26-0 win over the Oorang Indians at Wrigley Field November 4, 1923. He played end for the Bears from 1920-29; he was named to the NFL All-Pro squad of the 1920's.

**PRO COACHING CAREER:** Four times, Halas interrupted his coaching activities of his own volition. He turned over the leadership to Ralph Jones from 1930 through 1932. When he left for the U.S. Navy on November 1, 1942, Luke Johnsos and "Hunk" Anderson shared head coaching responsibilities through '45. John "Paddy" Driscoll coached in 1956-57. Coincidentally, in '33 and again in '46 when Halas resumed duties after having been away, his Bears' won world championships immediately. During the 1940's, Halas' teams reached the height of its power with four straight Western Conference titles; three world championships; a fantastic four-season record (including preseason games) of 62 wins, 7 losses, 1 tie for a winning percentage of .899; 2,164 points against 842. The 1940 team, which defeated the Washington Redskins 73-0 for the world championship, was voted the greatest professional team of all time by the National Academy of Sports Editors in 1963. Resuming coaching in 1958, Halas needed a little more time to develop another championship and in 1963, the Bears won their eighth championship. The Associated Press, The Sporting News, and the United Press International named him Coach-of-the-Year after the 1963 and 1965 seasons. He is a charter member of the Pro Football Hall of Fame. He retired from coaching May 27, 1968.

## NO. 1 WINNING COACH OF ALL TIME

NAME & SEASONS ACTIVE	WON	LOST	TIED	PCT.
GEORGE S. HALAS (40)	326	151	30	.673
Paul (Bear) Bryant (38)	323	85	17	.780
A. A. Stagg (57)	314	199	35	.605

## HALAS' BEARS RECORDS

Longest run with opponent's fumble: 98 yards (TD) 11/4/23

## ALL-TIME COACHING RECORDS

Most wins: 326

Most consecutive regular season wins without defeat: 23-0-1 (1941-43); tied with old Canton Bulldogs

Most consecutive wins (all games): 18 (1933-34) & (1941-42)

Most consecutive regular season victories: 17 (1933-34)

## BEAR COACHING RECORDS

Most wins: 326

Most regular season wins; consecutive: 23 (1941-43)

Most consecutive wins (including playoffs): 18 (1933-34) & (1941-43)

Most consecutive wins (all games): 30 (1932-33)

Most World Champions: 6 (1921, 1933, 1940-41, 1946, 1963)



# PLAYOFF HISTORY

## 1987 NFC DIVISIONAL PLAYOFF

**Redskins 27, Bears 13**

Soldier Field 65,141

January 3, 1987

WASHINGTON ..... 7 0 7 13 — 27  
CHICAGO ..... 0 13 0 0 — 13

**REDSKINS** — Monk, 28-yd. pass from Schroeder (Atkinson kick), 9 plays/69 yards. **BEARS** — Gault, 50-yd. pass from Flutie (Butler kick), 5 plays/75 yards. **BEARS** — Butler, 23-yd. field goal, 4 plays/-1 yards. **BEARS** — Butler, 41-yd. field goal, 8 plays/33 yards. **REDSKINS** — Monk, 23-yd. pass from Schroeder (Atkinson kick), 3 plays/26 yards. **REDSKINS** — Rogers, 1-yd. run (Atkinson kick), 11 plays/83 yards. **REDSKINS** — Atkinson, 35-yd. field goal, 9 plays/46 yards. **REDSKINS** — Atkinson, 25-yd. field goal, 4 plays/-4 yards.

Team Statistics	Redskins	Bears
First Downs	19	14
Total Net Yards	302	220
Rushes/Net Yards	39/134	24/93
Net Passing	168	127
Passes (Att/Com)	32/15	31/11
Had Intercepted	1	2
Punts/Average	7/39.3	5/40.6
Return Yardage	126	229
Penalties/Yards	8/65	4/42
Fumbles/Lost	2/0	3/2
Sacks/Yards	1/7	2/16
Possession Time	33:44	26:16

### RUSHING

**BEARS** — Payton 14-38; Suhey 4-14; Thomas 3-18; Flutie 2-12; Anderson 1-11.  
**REDSKINS** — Rogers 28-72; Bryant 8-46; Schroeder 3-16.

### RECEIVING

**BEARS** — Gault 5-82; Wrightman 2-16; Ortego 2-36; Payton 1-(-2); Suhey 1-2.  
**REDSKINS** — Warren 1-5; Clark 5-37; Bryant 4-61; Monk 5-81.

### PASSING

**BEARS** — Flutie 11-31-134, 1 TD, 2 int.  
**REDSKINS** — Schroeder 15-32-184, 2 TD's, 1 int.

### INTERCEPTIONS

**BEARS** — Richardson 1-43.  
**REDSKINS** — Dean 1-16; Green 1-17.

### SACKS

**BEARS** — Jackson 1-8; Dent ½-4; Hampton ½-4.  
**REDSKINS** — Olkewicz 1-7.

## 1986 SUPER BOWL XX

**Bears 46, Patriots 10**

New Orleans' Superdome 73,818

January 26, 1986

**BEARS** ..... 13 10 21 2 — 46  
**PATRIOTS** ..... 3 0 0 7 — 10

**PATRIOTS** — Franklin, 36-yard field goal, 4 plays/0 yards. **BEARS** — Butler, 28-yd. field goal, 8 plays/59 yards. **BEARS** — Butler, 24-yd. field goal, 7 plays/7 yards. **BEARS** — Suhey, 11-yd. run (Butler kick), 2 plays/13 yards. **BEARS** — McMahon, 2-yd. run (Butler kick), 10 plays/59 yards. **BEARS** — Butler, 24-yd. field goal, 11 plays/72 yards. **BEARS** — McMahon, 1-yd. run (Butler kick) 9 plays/96 yds. **BEARS** — Phillips, 28-yd. interception return (Butler kick). **BEARS** — Perry, 1-yd. run (Butler kick), 6 plays/37 yards. **PATRIOTS** — Fryar, 8-yd. pass from Grogan (Franklin kick), 12 plays/76 yds. **BEARS** — Safety, Grogan tackled by Waechter.

Team Statistics	Patriots	Bears
First Downs	12	23
Total Net Yards	123	408
Rushes/Net Yards	11/17	49/167
Net Passing	116	241
Passes (Att/Com)	36/17	24/12
Had Intercepted	2	0
Punts/Average	6/43.8	4/43.3
Return Yardage	175	144
Penalties/Yards	5/35	7/40
Fumbles/Lost	4/4	3/2
Sacks/Yards	3/15	7/61
Possession Time	20:45	39:15

### RUSHING

**BEARS** — Payton 22-61; Suhey 11-52; McMahon 5-14; Thomas 2-8; Gentry 3-15; Perry 1-1; Fuller 1-1; Sanders 4-15.

**PATRIOTS** — C. James 5-1; Hawthorne 1-(-4); Collins 3-4; Weathers 1-3; Grogan 1-3.

### RECEIVING

**BEARS** — Gault 4-129; Moorehead 2-22; Thomas 1-4; Suhey 1-24; Gentry 2-41; Margerum 2-36.

**PATRIOTS** — Collins 2-19; C. James 1-6; Morgan 7-70; Starring 2-39; Ramsey 2-16.

### PASSING

**BEARS** — McMahon 12-20-256; Fuller 0-4-0.  
**PATRIOTS** — Eason 0-6-0; Grogan 17-30-177.

### INTERCEPTIONS

**BEARS** — Phillips 1-28; Morrissey 1-47.

### SACKS

**BEARS** — Wilson 2-24; Marshall ½-5; Waechter 1-5; McMichael 1-5; Dent 1½-12; Hampton 1-10.  
**PATRIOTS** — Owens 2-4; Thomas 1-11.

**1985 CHAMPIONSHIP GAME****Bears 24, Rams 0****Soldier Field 63,522****January 12, 1986**

RAMS ..... 0 0 0 0 — 0  
 BEARS ..... 10 0 7 7 — 24

BEARS — McMahon, 16-yd. run (Butler kick), 5 plays/56 yards. BEARS — Butler, 34-yd. field goal, 7 plays/33 yards. BEARS — Gault, 22-yd. pass from McMahon (Butler Kick) 9 plays/52 yds. BEARS — Marshall, 52-yd. fumble return (Butler kick).

Team Statistics	Rams	Bears
First Downs	9	13
Total Net Yards	130	232
Rushes/Net Yards	26/86	33/91
Net Passing	44	141
Passes (Att/Com)	31/10	25/16
Had Intercepted	1	0
Punts/Average	11/39.2	10/36.3
Return Yardage	92	40
Penalties/Yards	4/25	6/48
Fumbles/Lost	4/2	3/1
Sacks/Yards	3/20	3/22
Possession Time	25:33	34:27

**RUSHING**

BEARS — Payton 18-32; Suhey 6-23; McMahon 4-28; Thomas 3-(-1); Gentry 2-9.

RAMS — Dickerson 17-46; Redden 9-40.

**RECEIVING**

BEARS — Moorehead 2-28; Gault 4-56; Payton 7-48; Wrightman 1-8; Suhey 1-7; McKinnon 1-17.

RAMS — Hunter 3-29; Brown 2-14; Dickerson 3-10; Ellard 1-5; Duckworth 1-8.

**PASSING**

BEARS — McMahon 16-25-164, 1 TD.

RAMS — Brock 10-31-66, 1 int.

**INTERCEPTIONS**

BEARS — Frazier 1-(-3).

**SACKS**

BEARS — Perry 1-7; Dent 1-11; Hampton 1-4.

RAMS — Doss 1-7; Reed 2-13.

**1985 NFC DIVISIONAL PLAYOFF****Bears 21, Giants 0****Soldier Field 62,076****January 5, 1986**

GIANTS ..... 0 0 0 0 — 0  
 BEARS ..... 7 0 14 0 — 21

BEARS — Gayle, 5-yd. fumble return (Butler kick). BEARS — McKinnon, 23-yd. pass from McMahon (Butler kick), 5 plays/41 yards. BEARS — McKinnon, 20-yd. pass from McMahon (Butler kick), 3 plays/64 yds.

Team Statistics	Giants	Bears
First Downs	10	17
Total Net Yards	181	363
Rushes/Net Yards	14/32	44/147
Net Passing	149	216
Passes (Att/Com)	35/14	21/11
Had Intercepted	0	0
Punts/Average	9/38.1	6/37.3
Return Yardage	104	48
Penalties/Yards	4/25	2/20
Fumbles/Lost	3/1	0/0
Sacks/Yards	0/0	6/60
Possession Time	22:46	37:14

**RUSHING**

BEARS — Payton 27-93; Suhey 6-33; McMahon 5-18; Thomas 4-11; McKinnon 1-(-7); Gentry 1-(-1).

GIANTS — Morris 12-32; Williams 1-(-9); Galbreath 1-9.

**RECEIVING**

BEARS — Payton 1-4; Gault 3-68; McKinnon 3-52; Suhey 2-5; Gentry 1-41; Wrightman 1-46.

GIANTS — Carpenter 3-24; Bavaro 4-36; Adams 3-65; Johnson 1-17; McConkey 1-23; Galbreath 1-11; B. Williams 1-33.

**PASSING**

BEARS — McMahon 11-21-216, 2 TD's

GIANTS — Simms 14-35-209.

**SACKS**

BEARS — Fencik 1-5; Singletary 1-11; Wilson ½-6; Dent 3½-38.

## 1984 NFC CHAMPIONSHIP

49ers 23, Bears 0

Candlestick Park, San Francisco 61,040

January 6, 1985

**BEARS** ..... 0 0 0 0 — 0  
**49ERS** ..... 3 3 7 10 — 23

**49ER** — Wersching 21-yd FG; 4:28 elapsed, 10 plays, 73 yards. **49ERS** — Wersching 22-yard FG; 5:17 elapsed, 13 plays, 65 yards. **49ERS** — Wendell Tyler 10-yard run (Wersching kick); 2:09 elapsed, 5 plays, 35 yards. **49ERS** — Solomon 10-yard pass from Montana (Wersching kick); 4:46 elapsed, 8 plays, 86 yards. **49ERS** — Wersching 34-yard FG; 3:42 elapsed, 8 plays, 36 yards.

Team Statistics	49ers	Bears
First Downs	25	13
Total Net Yards	387	186
Rushes/Net Yards	29/159	32/149
Net Passing	228	37
Passes (Att/Com)	35/19	22/13
Had Intercepted	2	1
Punts/Average	3/39.0	7/43.1
Return Yardage	84	84
Penalties/Yards	3/20	7/50
Fumbles/Lost	1/0	1/0
Sacks/Yards	9/50	3/8
Possession Time	28:07	31:53

### RUSHING

**BEARS** — Payton 22-92; Fuller 6-39; Suhey 3-16; C. Thomas 1-2.

**49ERS** — Tyler 10-68; Craig 8-44; Montana 5-22; Harmon 3-18 Ring 2-5; Cavanaugh 1-2.

### RECEIVING

**BEARS** — Suhey 4-11; McKinnon 3-48; Payton 3-11; Moorehead 2-14; Dunsmore 1-3.

**49ERS** — Solomon 7-73; D. Clark 4-83; Wilson 2-25; Tyler 2-22; Francis 2-20; Nehemiah 1-10; Harmon 1-3.

### PASSING

**BEARS** — Fuller 13-22-87, 1 int.

**49ERS** — Montana 18-34-233, 1 TD, 2 int.; Cavanaugh 1-1-3.

### INTERCEPTIONS

**BEARS** — Fencik 2-5.

**49ERS** — Hicks 1-0.

### SACKS

**BEARS** — Wilson 1-2; Keys 1-0; McMichael ½-3; Hampton ½-3.

**49ERS** — Carter 2-8; Johnson 2-19; Board 1-8; Dean 1-4; Pillers ½-0; Williamson ½-0; Team 1-9.

## 1984 DIVISIONAL PLAYOFF

Bears 23, Redskins 19

RFK Stadium, Washington 55,431

December 30, 1984

**BEARS** ..... 0 10 13 0 — 23  
**REDSKINS** ..... 3 0 14 2 — 19

**REDSKINS** — Mark Moseley 25-yd. FG; 7:03 elapsed, 13 plays, 56 yards. **BEARS** — Bob Thomas, 34-yard FG; 3:31 elapsed, 6 plays, 46 yards. **BEARS** — Pat Dunsmore 19-yd. pass from Walter Payton (Thomas kick); 13:00 elapsed, 6 plays, 65 yards. **BEARS** — Willie Gault 75-yd. pass from Steve Fuller (kick failed); 2:26 elapsed, 2 plays, 80 yards. **REDSKINS** — John Riggins 1-yd. run (Moseley kick); 5:25 elapsed, 10 plays, 74 yards. **BEARS** — Dennis McKinnon 16-yd. pass from Fuller (Thomas kick); 10:55 elapsed, 9 plays, 77 yards. **REDSKINS** — John Riggins 1-yd. run (Moseley kick); 14:55 elapsed, 5 plays, 36-yards. **REDSKINS** — Finzer takes safety; 6:53 elapsed.

Team Statistics	Redskins	Bears
First Downs	22	13
Total Net Yards	336	310
Rushes/Net Yards	27/93	35/114
Net Passing	243	196
Passes (Att/Com)	42/22	17/10
Had Intercepted	1	0
Punts/Average	5/36.8	5/39.4
Return Yardage	29	17
Penalties/Yards	7/55	6/34
Fumbles/Lost	3/2	2/1
Sacks/Yards	5/34	7/49
Possession Time	29:36	30:24

### RUSHING

**BEARS** — Payton 24-104; Suhey 7-7; Fuller 2-5; Thomas 1-5; Finzer 1-7).

**REDSKINS** — Riggins 21-50; Theismann 5-38; Washington 1-5.

### RECEIVING

**BEARS** — McKinnon 4-72; Gault 1-75; Suhey 1-33; Dunsmore 1-19; C. Thomas 1-13; Payton 1-12; Moorehead 1-6.

**REDSKINS** — Monk 10-122; Muhammad 5-62; Didier 4-85; Washington 2-12; Warren 1-11.

**BEARS** — Fuller 9-15-211, 2 TD; Payton 1-2-19.

**REDSKINS** — Theismann 22-42-292, 1 int.

### INTERCEPTIONS

**BEARS** — Richardson 1-0.

### SACKS

**BEARS** — Dent 3-23; Hampton 2-15; McMichael 1-6; Waechter 1-5.

**REDSKINS** — Milot 3½-20; Manley 1-6; Grant ½-8.

## 1979 WILDCARD PLAYOFF

Eagles 27, Bears 17

Veterans Stadium, Philadelphia 69,397  
December 23, 1979

BEARS .....7 10 0 0 — 17  
EAGLES .....7 3 7 10 — 27

**EAGLES** — Carmichael 17-yd. pass from Jaworski (Franklin kick); 4:03 elapsed, 5 plays/26 yards.

**BEARS** — Payton 2-yd. run (Thomas kick); 14:16 elapsed, 11 plays 82 yards. **EAGLES** — Franklin 29-yd. FG; 5:23 elapsed, 12 plays/59 yards.

**BEARS** — Payton 1-yd. run (Thomas kick); 12:56 elapsed, 5 plays/47 yards. **BEARS** — Thomas 30-yd. FG; 14:09 elapsed, 4 plays/3 yards.

**EAGLES** — Carmichael 29-yd. pass from Jaworski (Franklin kick); 8:08 elapsed, 6 plays/67 yards.

**EAGLES** — Campfield 63-yd. pass from Jaworski (Franklin kick); 2:36 elapsed, 6 plays/80 yards.

**EAGLES** — Franklin 34-yd. FG; 9:20 elapsed, 6 plays/15 yards.

Team Statistics	Eagles	Bears
First Downs	18	15
Total Net Yards	315	241
Rushes/Net Yards	37/139	29/99
Net Passing	176	142
Passes (Att/Com)	23/12	30/13
Had Intercepted	1	2
Punts/Average	4/40.5	6/39.8
Return Yardage	132	149
Penalties/Yards	4/46	4/35
Possession Time	31:23	28:37

### RUSHING

**BEARS** — Williams 10-23; Payton 16-67; McClendon 2-6; Phipps 1-3.  
**EAGLES** — Montgomery 26-87; Leroy Harris 8-33; Jaworski 3-19.

### PASSING

**BEARS** — Phipps 13 of 30 for 142, 0 TD, 2 int.  
**EAGLES** — Jaworski 12 of 23 for 204, 3 TD, 1 int.

### RECEIVING

**BEARS** — Williams 2-4; Baschnagel 3-38; Payton 3-52; Latta 2-6; Watts 3-42.

**EAGLES** — Carmichael 6-111; Campfield 2-70; Charles Smith 1-8; Harris 1-15; Montgomery 2-0.

### INTERCEPTIONS

**BEARS** — Ellis 1-25.

**EAGLES**: Howard 1-0; Edwards 1-5.

### SACKS

**BEARS** — Hampton 2-18; Hartenstine 1-10

**EAGLES** — Bunting ½-0; Johnson ½-0.

## 1977 DIVISIONAL PLAYOFF

Cowboys 37, Bears 7

Texas Stadium, Dallas 64,758  
December 26, 1977

BEARS .....0 0 0 7 — 7  
COWBOYS .....7 10 17 3 — 37

**COWBOYS** — Dennison, 2-yd. run (Efen Herrera kick). **COWBOYS** — DePree, 28-yd. pass from Staubach (Herrera Kick). **COWBOYS** — Herrera, 21-yd. FG. **COWBOYS** — Tony Dorsett, 23-yd. run (Herrera kick). **COWBOYS** — Herrera, 31-yd. FG. **COWBOYS** — Dorsett, 7-yd. run (Herrera kick). **COWBOYS** Herrera, 27-yd. FG. **BEARS** — Schubert, 34-yd. pass from Avellini (Thomas kick).

**Team Statistics**

	Cowboys	Bears
First Downs	20	15
Total Net Yards	365	224
Rushes/Net Yards	48/233	27/81
Net Passing	132	143
Passes (Att/Com)	14/8	25/15
Had Intercepted	1	4
Punts/Average	3/37.0	6/43.4
Return Yardage	158	177
Penalties/Yards	3/35	4/43
Fumbles/Lost	2/2	3/3
Possession Time	33:21	26:39

### RUSHING

**BEARS** — Payton 19-60; Harper 5-11; Earl 2-6; Avellini 1-4.

**COWBOYS** — Dorsett 17-85; Newhouse 16-80; Dennison 8-40; Staubach 4-25; Brinson 3-3.

### PASSING

**BEARS** — Avellini 15 of 25 for 177, 1 TD, 4 int.  
**COWBOYS** — Staubach 8 of 13 for 134, 1 TD, 1 int.; White 0 of 1 for 0, 0 TD, 1 int.

### RECEIVING

**BEARS** — Schubert 5-69; Payton 3-33; Scott 3-29; Latta 2-25; Earl 1-15; Harper 1-6.

**COWBOYS** — Pearson 2-38; Dorsett 2-37; Dupree 1-28; Newhouse 1-13; Richards 1-12; Brinson 1-6.

### INTERCEPTIONS

**BEARS** — Livers 1-8.

**COWBOYS** — Waters 3-53; Lewis 1-23.

### SACKS

**BEARS** — Meyers 1-2; Buffone 1-0.

**COWBOYS** — Henderson 1-13; E. Jones 1-11; Martin 1-10.

**1963 NFL CHAMPIONSHIP****Bears 14, Giants 10****Wrigley Field, Chicago 45,801****December 29, 1963****BEARS** ..... 7 0 7 0 — 14**GIANTS** ..... 7 3 0 0 — 10

**GIANTS** — Gifford, 14-yd. pass from Y. A. Tittle (Chandler kick). **BEARS** — Wade, 2-yd. run (Jencks kick). **GIANTS** — Chandler, 13-yd. FG.

**BEARS** — Wade, 1-yd. run (Jencks kick).

The temperature was 11 but the Bear defense was hot intercepting 5 passes, 2 setting up TDs. QB Y. A. Tittle played the second half with a strained knee incurred on a tackle by Bear LB Larry Morris.

The Bears scored their 1st TD after a Morris interception return to New York's 5. The 2nd TD followed an interception of another screen pass, this by DE Ed O'Bradovich, who returned the ball to the Giant 14.

Team Statistics	Giants	Bears
First Downs	17	14
Total Net Yards	268	222
Rushes/Net Yards	38/128	31/93
Net Passing	140	129
Passes (Att/Com)	30/11	28/10

**RUSHING**

**BEARS** — Bull 13-42; Wade 8-34; Galimore 7-12; Marconi 3-5.

**GIANTS** — Morrison 18-61; King 9-39; McElhenny 7-19; Webster 3-7; Tittle 1-2.

**PASSING**

**BEARS** — Wade 10 of 28 for 138, 0 TD, 0 int.

**GIANTS** — Tittle 11 of 29 for 147, 1 TD, 4 int.; Griffing 0 of 1 for 0, 0 TD, 0 int.

**RECEIVING**

**BEARS** — Marconi 3-64; Ditka 3-38; Morris 2-19; Coia 1-22; Bull 1(-5).

**GIANTS** — Gifford 3-45; Morrison 3-18; Thomas 2-46; McElhenny 2-20; Webster 1-18.

**INTERCEPTIONS**

**BEARS** — Morris 1-61; O'Bradovich 1-10; McCrae 1-0; Petitbon 1-0; Whitsell 1-0.

**GIANTS** — None.

**1956 NFL CHAMPIONSHIP****Giants 47, Bears 7****Yankee Stadium, New York 56,836****December 30, 1956****BEARS** ..... 0 7 0 0 — 7**GIANTS** ..... 13 21 6 7 — 47

**GIANTS** — Triplett, 17-yd. run (Agajanian kick). **GIANTS** — Agajanian, 17-yd. FG. **GIANTS** — Agajanian, 43-yd. FG. **GIANTS** — Webster, 3-yd. run (Agajanian kick). **BEARS** — Casares, 9-yd. run (Blanda kick). **GIANTS** — Webster, 1-yd. run (Agajanian kick). **GIANTS** — Moore, fell on ball in end zone after Beck blocked Brown's punt (Agajanian kick). **GIANTS** — Rote, 9-yd. pass from Conerly (kick failed). **GIANTS** — Gifford, 14-yd. pass from Conerly (Agajanian kick).

Filipski returned Blanda's opening kickoff 53 yards to signal the rout.

**1950 CONFERENCE CHAMPIONSHIP****Rams 24, Bears 14****Los Angeles Coliseum 83,501****December 17, 1950****BEARS** ..... 0 7 0 7 — 14**RAMS** ..... 3 14 7 0 — 24

**RAMS** — Waterfield, 43-yd. FG. **BEARS** — Campana, 23-yd. run (Lujack kick). **RAMS** — Fears, 43-yd. pass from Waterfield (Waterfield kick). **RAMS** — Fears, 68-yd. pass from Waterfield (Waterfield kick). **RAMS** — Fears, 27-yd. pass from Waterfield (Waterfield kick). **BEARS** — Morrison, 4-yd. run (Lujack kick).

Rams' quarterback Waterfield, unable to practice all week because of flu, came off the bench late in the 1st quarter to throw 3 TD passes to Fears on an 84-degree afternoon.

**1946 NFL CHAMPIONSHIP****Bears 24, Giants 14****Polo Grounds, New York 58,346****December 15, 1946****BEARS** ..... 14 0 0 10 — 24**GIANTS** ..... 7 0 7 0 — 14

**GIANTS** — Kavanaugh, 21-yd. pass from Luckman (Maznicki kick). **BEARS** — Magnani, 19-yd. interception return (Maznicki kick). **GIANTS** — Liebel, 38-yd. pass from Filchock (Strong kick). **GIANTS** — Filipowicz, 5-yd. pass from Filchock (Strong kick). **BEARS** — Luckman, 19-yd. run (Maznicki kick). **BEARS** — Maznicki, 26-yd. FG.

With the score tied 14-14, the Bears won it on Sid Luckman's bootleg early in the fourth quarter.

**1943 NFL CHAMPIONSHIP**  
**Bears 41, Redskins 21**  
 Wrigley Field, Chicago 34,320  
 December 26, 1943

**BEARS** ..... 0 14 13 14 — 41  
**REDSKINS** ..... 0 7 7 7 — 21

**REDSKINS** — Farkas, 1-yd. run (Masterson kick).  
**BEARS** — Nagurski, 3-yd run (Snyder kick). **BEARS** — Clark, 31-yd. pass from Luckman (Snyder kick).  
**BEARS** — Magnani, 36-yd. pass from Luckman (Snyder kick). **BEARS** — Magnani, 66-yd. pass from Luckman (kick failed). **REDSKINS** — Farkas, 17-yd. pass from Baugh (Masterson kick). **BEARS** — Benton, 26-yd. pass from Luckman (Snyder kick). **BEARS** — Clark, 16-yd. pass from Luckman (Snyder kick). **REDSKINS** — Aguirre, 25-yd. pass from Baugh (Aguirre kick).

**1942 NFL CHAMPIONSHIP**  
**Redskins 14, Bears 6**  
 Griffith Stadium, Washington 36,006  
 December 13, 1942

**BEARS** ..... 0 6 0 0 — 6  
**REDSKINS** ..... 0 7 7 0 — 14

**BEARS** — Artoe, 50-yd. fumble return (kick failed).  
**REDSKINS** — Moore, 38-yd. pass from Baugh (Masterson kick). **REDSKINS** — Farkas, 1-yd. (Masterson kick).

Chicago took a 6-0 lead when Lee Artoe, a 230-pound tackle, ran 50 yards for a TD with a George Wilson forced fumble by Dick Todd. The Redskins countered with a 42-yard game-winning march.

**1941 NFL CHAMPIONSHIP**  
**Bears 37, Giants 9**  
 Wrigley Field, Chicago 13,341  
 December 21, 1941

**BEARS** ..... 3 6 14 14 — 37  
**GIANTS** ..... 6 0 0 3 — 9

**BEARS** — Snyder, 14-yd. FG. **GIANTS** — Franck, 31-yd. pass from Leemans (kick failed). **BEARS** — Snyder, 39-yd. FG. **BEARS** — Snyder, 37-yd. FG. **GIANTS** — Cuff, 16-yd. FG. **BEARS** — Standlee, 7-yd. run (Maniaci kick). **BEARS** — McAfee 5-yd. run (Artoe kick). **BEARS** — Kavanaugh, 42-yd. fumble return (McLean kick).

Chicago ran 53 offensive plays (compared to 10 for NY) but only had a 3-point halftime lead. The Bears 3 TD drives covered 71, 66, and 54 yards. Chicago had a 389-157 yardage advantage, held the Giants to 8 first downs and had 3 interceptions.

**1941 CONFERENCE CHAMPIONSHIP**  
**Bears 33, Packers 14**  
 Wrigley Field, Chicago 43,425  
 December 14, 1941

**BEARS** ..... 6 24 0 3 — 33  
**PACKERS** ..... 7 0 7 0 — 14

**PACKERS** — Hinkle, 1-yd. run (Hutson kick). **BEARS** — Gallarneau, 81-yd. punt return (kick blocked). **BEARS** — Snyder, 24-yd. FG. **BEARS** — Standlee, 3-yd. run (Stydahar kick). **BEARS** — Standlee, 2-yd. run (Stydahar kick). **BEARS** — Swisher, 9-yd. run (Stydahar kick). **PACKERS** — Van Every, 10-yd. pass from Isbell (Hutson kick). **BEARS** — Snyder, 26-yd. FG.

A brilliant sun couldn't melt the snow that framed the playing area on a 16-degree day at Wrigley Field, where Hugh Gallarneau's 81-yard punt return for a TD signaled 30 unanswered points for Chicago. Gallarneau had fumbled the opening kickoff, setting up a 5-play, 18-yard drive that put the Packers ahead 7-0.

The playoff was the 1st conducted with rules allowing for sudden death overtime.

**1940 NFL CHAMPIONSHIP**  
**Bears 73, Redskins 0**  
 Griffith Stadium, Washington 36,034  
 December 8, 1940

**BEARS** ..... 21 7 26 19 — 73  
**REDSKINS** ..... 0 0 0 0 — 0

**BEARS** — Osmanski, 68-yd. run (Manders kick). **BEARS** — Luckman, 1-yd. run (Snyder kick). **BEARS** — Maniaci, 42-yd. run (Martinovich kick). **BEARS** — Kavanaugh, 30-yd. pass from Luckman (Snyder kick). **BEARS** — Hampton Pool, 15-yd. interception return (Plasman kick). **BEARS** — Nolting, 23-yd. run (kick failed). **BEARS** — McAfee, 34-yd. interception return (Stydahar kick). **BEARS** — Bulldog Turner, 24-yd. interception return (kick failed). **BEARS** — Clark, 44-yd. run (kick failed). **BEARS** — Famiglietti, 2-yd. run (Maniaci pass from Sherman). **BEARS** — Clark, 1-yd. run (pass failed).

Team Statistics	Redskins	Bears
First Downs	17	17
Total Net Yards	245	501
Rushes/Net Yards	14/22	50/382
Net Passing	223	119
Passes (Att/Com)	51/20	10/7

#### RUSHING

**BEARS** — Osmanski 10-109; Clark 8-73; Nolting 13-68; Maniaci 6-60; McAfee 7-33; McLean 2-22; Famiglietti 4-20; Nowaskey 1-6; Luckman 1-1; Manders 2-1; Sherman 1(-6); Snyder 1(-5).  
**REDSKINS** — Filchock 2-20; Seymour 4-16; Justice 1-1; Johnston 5-0; Zimmerman 2(-15).

#### PASSING

**BEARS** — Luckman 3 of 4 for 88, 1 TD, 0 int. Snyder 3 of 31, 0 TD, 0 int. Sherman 1 of 2 for 0, 0 TD, 0 int. McAfee 0 of 1, 0 TD, 0 int.  
**REDSKINS** — Baugh 9 of 16 for 91, 0 TD, 2 int. Filchock 8 of 23 for 101, 0 TD, 4 int. Zimmerman 3 of 12 for 34, 0 TD, 2 int.

#### RECEIVING

**BEARS** — Maniaci 3-39; Kavanaugh 2-32; Swisher 1-35; Mihal 1-13.  
**REDSKINS** — Millner 5-84; Masterson 3-33; Johnston 3-15; Malone 2-58; Hoffman 2-6; Farkas 1-14; Moore 1-8; Seymour 1-7; Justice 1-3; McChesney 1(-5).

#### INTERCEPTIONS

**BEARS** — Maniaci 2-26; McAfee 1-35; Turner 1-20; Pool 1-15; Nolting 1-10; McLean 1-0; Osmanski 1-0.

### 1937 NFL CHAMPIONSHIP

#### Redskins 28, Bears 21

Wrigley Field, Chicago 15,870  
December 12, 1937

<b>BEARS</b>	7	7	7	0	— 21
<b>REDSKINS</b>	7	0	7	14	— 28

**REDSKINS** — Battles, 7-yd. run (Smith kick).  
**BEARS** — Manders, 10-yd. run (Manders kick).  
**BEARS** — Manders, 37-yd. pass from Masterson (Manders kick). **REDSKINS** — Millner, 55-yd. pass from Baugh (Smith kick). **BEARS** — Manske, 3-yd. pass from Masterson (Manders kick). **REDSKINS** — Millner, 78-yd. pass from Baugh (Smith kick). **REDSKINS** — Justice, 35-yd. pass from Baugh (Smith kick).

In 15-degree temperatures and on an icy field, the Redskins scored twice in the last 9 minutes for a come-from-behind win.

Sammy Baugh's 78-yard pass to Wayne Millner came on the 1st play after a Bear punt. The game winning drive covered 80 yards in 11 plays with Baugh hitting Ed Justice for the game winning 35-yard TD.

### 1934 NFL CHAMPIONSHIP

#### Giants 30, Bears 13

Polo Grounds, New York 35,059  
December 9, 1934

<b>BEARS</b>	0	10	3	0	— 13
<b>GIANTS</b>	3	0	0	27	— 30

**GIANTS** — Strong, 38-yd. FG. **BEARS** — Nagurski, 1-yd. run (Manders kick). **BEARS** — Manders, 17-yd. FG. **BEARS** — Manders, 24-yd. FG. **GIANTS** — Frankian, 28-yd. pass from Danowski (Strong kick). **GIANTS** — Strong, 42-yd. run (Stong kick). **GIANTS** — Strong, 11-yd. run (kick failed). **GIANTS** — Danowski, 9-yd. run (Molenda kick).

In the "sneakers game," the Giants switched from football shoes at halftime to combat a frozen field in the Polo Grounds.

### 1933 NFL CHAMPIONSHIP

#### Bears 23, Giants 21

Wrigley Field, Chicago 26,000  
December 17, 1933

<b>BEARS</b>	3	3	10	7	— 23
<b>GIANTS</b>	0	7	7	7	— 21

**BEARS** — Manders, 16-yd. FG. **BEARS** — Manders, 40-yd. FG. **GIANTS** — Badgro, 29-yd. pass from Newman (Strong kick). **BEARS** — Manders, 28-yd. FG. **GIANTS** — Krause, 1-yd. run (Strong). **BEARS** — Karr, 8-yd. pass from Nagurski (Manders kick). **GIANTS** — Strong, 8-yd. pass from Newman (Strong kick). **BEARS** — Karr, 19-yd. lateral from Hewitt after 14-yd. pass from Nagurski (Brumbaugh kick).

The Bears winning drive started with 3 minutes left after an 8-yard (Giants') Ken Strong punt. Chicago took over on New York's 46-yard line.

### 1932 NFL CHAMPIONSHIP

#### Bears 9, Portsmouth Spartans 0

Chicago Stadium, 11,198  
December 18, 1932

<b>BEARS</b>	0	0	0	9	— 9
<b>SPARTANS</b>	0	0	0	0	— 0

**BEARS** — Grange 2-yd. pass from Nagurski (Engebretsen kick). **BEARS** — Portsmouth fumble rolled out of the endzone for an automatic safety. Snow and minus 30 temperatures forced the game from Wrigley Field to Chicago Stadium — now home to the Chicago Bulls and Blackhawks — where dirt was hauled in to make an 80-yard field.

## BEAR HONOR ROLL

Below and on the following pages is a listing of players who have been on the Chicago Bears' active roster for one or more National Football League games from 1920 thru the 1987 seasons. The asterisks indicate deceased players; ( ) indicates the number of seasons with the Bears; date indicates first Bear season.

### —A—

Abbey, Joe (North Texas State) . . . . .	E	(2)	1948	Barker, Richard* (Iowa State) . . . . .	G	(1)	1921
Adamle, Mike (Northwestern) . . . . .	RB	(2)	1975	Barnes, Erich (Purdue) . . . . .	HB	(3)	1958
Adams, John (LA State) . . . . .	B	(4)	1959	Barnes, Gary (Clemson) . . . . .	E	(1)	1964
Adkins, Roy* (Millikin & Bethany) . . . . .	G	(2)	1920	Barnes, Joe (Texas Tech) . . . . .	QB	(1)	1974
<b>Adickes, John</b> (Baylor) . . . . .	C	(1)	1987	<b>Barnes, Lew</b> (Oregon) . . . . .	WR	(1)	1986
Akin, Len (Baylor) . . . . .	G	(1)	1942	Barnett, Steve (Oregon) . . . . .	T	(1)	1963
Albrecht, Ted (California) . . . . .	T	(5)	1977	<b>Barnhardt, Tom</b> (North Carolina) . . . . .	P	(1)	1987
Allen, Duane (Santa Ana) . . . . .	E	(2)	1966	Barwegan, Richard* (Purdue) . . . . .	G	(3)	1950
Allen, Eddie (Pennsylvania) . . . . .	FB	(1)	1947	Baschnagel, Brian (Ohio St.) . . . . .	WR-KR	(9)	1976
<b>Allen, Egypt</b> (TCU) . . . . .	DB	(1)	1987	Bassi, Dick* (Santa Clara) . . . . .	G	(2)	1938
Allman, Robert (Michigan St.) . . . . .	E	(1)	1936	Battles, Bill (Brown) . . . . .	E	(1)	1939
<b>Althoff, Jim</b> (Winona St.) . . . . .	DT	(1)	1987	Bauman, Alf (Northwestern) . . . . .	T	(3)	1948
Amsler, Marty (Evansville) . . . . .	DE	(2)	1967	Bausch, Frank* (Kansas) . . . . .	C	(4)	1937
Anderson, Art (Idaho) . . . . .	T	(2)	1961	Baynham, Craig (Georgia Tech) . . . . .	RB	(1)	1970
Anderson, Brad (Arizona) . . . . .	WR	(2)	1984	Becker, Dave (Iowa) . . . . .	S	(1)	1980
Anderson, Ed* (Notre Dame) . . . . .	E	(1)	1923	Becker, Doug (Notre Dame) . . . . .	LB	(1)	1978
Anderson, Henry (Northwestern) . . . . .	G	(1)	1931	<b>Becker, Kurt</b> (Michigan) . . . . .	G	(6)	1982
Anderson, Hunk* (Notre Dame) . . . . .	G	(6)	1922	Becker, Wayland (Marquette) . . . . .	E	(1)	1934
Anderson, Marcus (Tulane) . . . . .	WR	(1)	1981	Bell, Bob (Missouri) . . . . .	LB	(1)	1987
<b>Anderson, Neal</b> (Florida) . . . . .	RB	(2)	1986	Bell, Kay (Washington State) . . . . .	T	(1)	1937
Anderson, Ralph* (Los Angeles St.) . . . . .	E	(1)	1958	Bell, Todd (Ohio St.) . . . . .	S	(6)	1981
Anderson, William (Compton Jr) . . . . .	HB	(2)	1953	Benton, Jim (Arkansas) . . . . .	E	(1)	1943
Andrews, Tom (Louisville) . . . . .	C	(2)	1984	Bergerson, Gilbert (Oregon State) . . . . .	G	(2)	1932
Antoine, Lionel (Southern Illinois) . . . . .	T	(6)	1972	Berry, Connie, M. (N. Carolina St.) . . . . .	E	(5)	1942
Apolskis, Charles* (DePaul) . . . . .	E	(2)	1938	Berry, Royce (Houston) . . . . .	DE	(1)	1976
Ardizzone, Tony (Northwestern) . . . . .	C	(1)	1979	Best, Art (Kent State) . . . . .	RB	(2)	1977
Arnett, Jon (Southern California) . . . . .	HB	(3)	1964	Bettis, Tom (Purdue) . . . . .	LB	(1)	1963
Arp, John (Lincoln) . . . . .	T	(1)	1987	Bettridge, John (Ohio State) . . . . .	HB	(1)	1937
Artoe, Lee (California) . . . . .	T	(4)	1940	Bingham, Don (Sul Ross) . . . . .	HB	(1)	1956
Ashburn, Clifford (Nebraska) . . . . .	T	(1)	1930	Bishop, Bill (North Texas) . . . . .	T	(9)	1952
Asher, Bob (Vanderbilt) . . . . .	T	(4)	1972	Bishop, Don (Los Angeles City) . . . . .	E	(1)	1959
Ashmore, M. Roger* (Gonzaga) . . . . .	T	(1)	1927	Bivins, Charles (Morris Brown) . . . . .	HB	(7)	1960
Aspatore, Edward (Marquette) . . . . .	T	(1)	1934	Bjork, Del (Oregon) . . . . .	T	(2)	1937
Atkins, Doug (Tennessee) . . . . .	E	(12)	1955	Blackburn, J.A. . . . .	T	(1)	1923
Atkins, Kelvin (Illinois) . . . . .	LB	(1)	1983	Blacklock, Hugh* (Michigan State) . . . . .	T	(6)	1920
Autrey, Billy (SF Austin) . . . . .	C	(1)	1953	Blackman, Lendon (Tulsa) . . . . .	HB	(1)	1930
Avellini, Bob (Maryland) . . . . .	QB	(10)	1975	<b>Blair, Paul</b> (Oklahoma State) . . . . .	T	(2)	1986
Aveni, John (Indiana) . . . . .	E	(2)	1959	Blanda, George (Kentucky) . . . . .	QB	(10)	1949
				Boden, Lynn (South Dakota St.) . . . . .	G	(1)	1979
				Bolan, George* (Purdue) . . . . .	FB	(4)	1921
				Bonderant, J.B.* (DePaul) . . . . .	C	(1)	1922
				Boone, J.R. (Tulsa U) . . . . .	HB	(4)	1948
				<b>Bortz, Mark</b> (Iowa) . . . . .	G	(5)	1983
				<b>Boso, Cap</b> (Illinois) . . . . .	TE	(1)	1987
				Bowers, Sam (Fordham) . . . . .	TE	(1)	1987
				Brackett, M.L. (Auburn) . . . . .	T	(2)	1956
				Bradley, Chuck (Oregon) . . . . .	TE	(1)	1977
				Bradley, Ed (Wake Forest) . . . . .	G	(2)	1950
				Bradley, Steve (Indiana) . . . . .	QB	(1)	1987
				Braidwood, Charles* (Chattanooga) . . . . .	E	(1)	1932
				Bramhall, Art (DePaul) . . . . .	HB	(1)	1931
				Bratkowski, Zeke (Georgia) . . . . .	QB	(6)	1954
				Bray, Ray (Western Michigan) . . . . .	G	(10)	1939

### —B—

Babartsky, Al (Fordham) . . . . .	T	(3)	1943
Babinecz, John (Villanova) . . . . .	LB	(1)	1975
Badaczewski, J. (Western Reserve) . . . . .	G	(1)	1953
Baisi, Al (West Virginia) . . . . .	G	(3)	1940



Brewers, Chris (Arizona) . . . . .	RB	(1)	1987	Clark, Daryl (Texas) . . . . .	RB	(1)	1987
Brink, Larry (Northern Illinois) . . . . .	E	(1)	1954	Clark, Gail (Michigan State) . . . . .	LB	(1)	1973
Britton, Earl* (Illinois) . . . . .	FB	(1)	1925	Clark, Harry (West Virginia) . . . . .	HB	(4)	1940
Brockman, Edward (Oklahoma) . . . . .	B	(1)	1930	Clark, Herman (Oregon State) . . . . .	G	(5)	1952
Brown, Charley (Syracuse) . . . . .	DB	(2)	1966	Clark, Phil (Northwestern) . . . . .	DB	(1)	1970
Brown, Ed (San Francisco) . . . . .	QB	(8)	1954	Clarkson, Stuart* (Texas A&I) . . . . .	G	(7)	1942
Brown, Kevin (W. Texas St.) . . . . .	P	(1)	1987	Clemons, Craig (Iowa) . . . . .	S	(6)	1972
Brown, William (Illinois) . . . . .	FB	(1)	1961	Coady, Rich (Memphis State) . . . . .	C/E	(5)	1970
Bruer, Bob (Mankato State) . . . . .	TE	(1)	1976	Cobb, Mike (Michigan State) . . . . .	TE	(4)	1978
Brumbaugh, Carl* (Florida) . . . . .	QB	(8)	1930	Cody, Ed (Purdue) . . . . .	FB	(2)	1949
Brupbacher, Ross (Tex. A&M) . . . . .	LB	(4)	1970	Coia, Angelo (Southern California) . . . . .	HB	(4)	1960
Bryan, Johnny* (Chicago) . . . . .	HB	(4)	1922	Cole, Emerson (Toledo) . . . . .	FB	(1)	1952
Bryant, Waymond (Tennessee St.) . . . . .	LB	(4)	1974	Cole, Linzy (T.C.U.) . . . . .	WR	(1)	1970
Buck, Arthur (John Carroll) . . . . .	HB	(1)	1941	Concannon, Jack (Boston College) . . . . .	QB	(5)	1967
Buckler, William "Bill"* (Alabama) . . . . .	G	(6)	1926	Conkright, Bill* (Oklahoma) . . . . .	C	(2)	1937
Buffone, Doug (Louisville) . . . . .	LB	(14)	1966	Connor, George (Notre Dame) . . . . .	T	(8)	1948
Buford, Maury (Texas Tech) . . . . .	P	(2)	1985	Conzelman, Jim* (Washington) . . . . .	HB	(1)	1920
Buivid, Ray* (Marquette) . . . . .	QB-HB	(2)	1937	Cooke, Ed (Maryland) . . . . .	E	(1)	1958
Bukich, Rudy (Southern Cal) . . . . .	QB	(9)	1958	Copeland, Ron* (UCLA) . . . . .	WR	(1)	1969
Bull, Ronnie (Baylor) . . . . .	B	(9)	1962	Corbett, George (Millikin) . . . . .	HB	(7)	1932
Burdick, Lloyd* (Illinois) . . . . .	T	(2)	1931	Cornish, Frank (Grambling) . . . . .	DT	(4)	1966
Burgeis, Glenn (Tulsa) . . . . .	T	(1)	1945	Corzine, Lester (Davis Elkins) . . . . .	HB	(1)	1938
Burks, Randy (SE Oklahoma St.) . . . . .	WR	(1)	1976	Cotton, Craig (Youngstown) . . . . .	TE	(1)	1973
Burman, George (Northwestern) . . . . .	T	(1)	1964	<b>Covert, Jim</b> (Pittsburgh) . . . . .	T	(5)	1983
Buss, Arthur (Michigan State) . . . . .	T	(2)	1934	Cowan, Les (McMurry) . . . . .	T	(1)	1951
Bussey, Young* (Louisiana State) . . . . .	QB	(2)	1940	Crawford, Fred (Duke) . . . . .	T	(2)	1934
Butkus, Dick (Illinois) . . . . .	LB	(9)	1965	Crawford, James "Mush" (Illinois) . . . . .	G	(1)	1925
Butler, Gary (Rice) . . . . .	TE	(1)	1975	Croft, Abe (Southern Methodist) . . . . .	E	(2)	1944
<b>Butler, Kevin</b> (Georgia) . . . . .	K	(3)	1985	Croftcheck, Don (Indiana) . . . . .	G	(1)	1967
Buzin, Rich (Penn State) . . . . .	T	(1)	1972	Cross, Bob (S.F. Austin State) . . . . .	T	(2)	1952

### —C—

Cabral, Brian (Colorado) . . . . .	LB	(5)	1981
Cadile, James (San Jose State) . . . . .	G	(11)	1962
Caffey, Lee Roy (Texas A&M) . . . . .	LB	(1)	1970
Calland, Lee (Louisville) . . . . .	CB	(1)	1969
Cameron, Jack (Winston-Salem) . . . . .	WR	(1)	1984
Campana, Al (Youngstown) . . . . .	HB	(4)	1950
Campbell, Gary (Colorado) . . . . .	LB	(7)	1977
Campbell, Leon (Arkansas) . . . . .	FB	(3)	1952
Canady, James (Texas) . . . . .	HB	(2)	1948
Carey, Bob (Michigan State) . . . . .	E	(1)	1958
Carl, Harland (Wisconsin) . . . . .	HB	(1)	1956
Carlson, Jules "Zuck"* (Oregon St.) . . . . .	G	(8)	1929
Caroline, J.C. (Illinois) . . . . .	HB	(10)	1956
Carter, Virgil (Brigham Young) . . . . .	QB	(4)	1968
Casares, Rick (Florida) . . . . .	FB	(10)	1955
Casey, Tim (Oregon) . . . . .	LB	(1)	1969
Castete, Jesse (McNeese State) . . . . .	HB	(1)	1956
Chamberlin, Guy* (Nebraska) . . . . .	E	(2)	1920
Chambers, Wally (E. Kentucky) . . . . .	DT	(5)	1973
<b>Chapera, Dick</b> (Missouri) . . . . .	DT	(1)	1987
Chesley, Al (Pittsburgh) . . . . .	LB	(1)	1982
Chesney, Chester "Chet" (DePaul) . . . . .	C	(2)	1939
Childs, Clarence (Fla. A&M) . . . . .	DB	(1)	1968
Cifers, Ed (Tennessee) . . . . .	E	(2)	1947

### —D—

Daffer, Ted (Tennessee) . . . . .	E	(1)	1954
Damore, John (Northwestern) . . . . .	C	(2)	1957
Daniell, Jim (Ohio State) . . . . .	T	(1)	1945
Daniels, Dick (Pacific-Oregon) . . . . .	S	(2)	1969
Davis, Art (Alabama State) . . . . .	T	(2)	1953
Davis, Fred (Alabama) . . . . .	T	(6)	1946
Davis, Harper (Mississippi State) . . . . .	HB	(1)	1950
Davis, John (Missouri) . . . . .	DB	(1)	1970
Davis, Roger (Syracuse) . . . . .	G	(4)	1960
Dean, Fred (Texas Southern) . . . . .	C	(1)	1977
DeCorrvont, Bill (Northwestern) . . . . .	HB	(2)	1948
DeLong, Steve (Tennessee) . . . . .	DE	(1)	1972
Deloplaime, Jack (Salem) . . . . .	RB	(1)	1979
Dempsey, Frank (Florida) . . . . .	G	(4)	1950
Denney, Austin (Tennessee) . . . . .	E	(3)	1967
<b>Dent, Richard</b> (Tennessee St.) . . . . .	DE	(5)	1983
Devlin, Chris (Penn State) . . . . .	LB	(1)	1978
Dewveall, Willard (So. Methodist) . . . . .	E	(2)	1959
Digris, Bernie (Holy Cross) . . . . .	T	(1)	1943
Dimancheff, Boris Babe (Purdue) . . . . .	HB	(1)	1952
Ditka, Mike (Pittsburgh) . . . . .	TE	(6)	1961

Dodd, Al (N.W. Louisiana)	DB	(1)	1967	Ferguson, Jim (So. Carolina)	C/LB	(1)	1969
Doehring, John "Bull"	FB	(6)	1932	Fetz, Gus*	FB	(1)	1923
Doerger, Jerry (Wisconsin)	T	(1)	1982	Figner, George (Colorado)	HB	(1)	1953
Donchez, Tom (Penn State)	RB	(1)	1975	Finzer, Dave (DePauw)	P	(1)	1984
Dooley, Jim (Miami U.)	E	(9)	1952	Fisher, Bob (SMU)	TE	(2)	1980
Dottley, John (Mississippi)	FB	(3)	1951	Fisher, Jeff (USC)	CB-PR	(4)	1981
Douglas, Merrill (Utah)	FB	(3)	1958	Flaherty, Pat* (Princeton)	E	(1)	1923
Douglass, Bobby (Kansas)	QB	(7)	1969	Flanagan, Dick (Ohio State)	G	(2)	1948
<b>Douglass, Maurice</b> (Kentucky)	DB	(2)	1986	Flanagan, Latham (Carnegie Tech)	E	(1)	1931
Douthitt, Earl (Iowa)	S	(1)	1975	Fleckenstein, Bill (Iowa)	G	(6)	1925
Dreher, Ferd (Denver)	E	(1)	1938	Floyd, Bobby Jack (TCU)	FB	(1)	1953
Dressen, Charley*	QB	(1)	1920	Flutie, Doug (Boston College)	QB	(1)	1986
Drews, Ted (Princeton)	E	(1)	1928	Ford, Charlie (Houston)	CB	(3)	1971
Dreyer, Wally (Wisconsin)	HB	(1)	1949	Fordham, Jim* (Georgia)	FB	(2)	1944
Driscoll, Paddy* (Northwestern)	HB	(5)	1926	Forrest, Tom (Cincinnati)	G	(1)	1974
Drulis, Chuck* (Temple)	G	(6)	1942	Forte, Aldo (Montana)	G	(4)	1939
Drury, Lyle (St. Louis)	E	(2)	1930	Fortmann, Dan (Colgate)	G	(8)	1936
Dzrzewiecki, Ron (Marquette)	HB	(2)	1955	Fortunato, Joe (Mississippi St.)	LB	(12)	1955
Duarte, George (No. Arizona)	CB	(1)	1987	Francis, Sam (Nebraska)	FB	(2)	1937
<b>Duerson, Dave</b> (Notre Dame)	S	(4)	1983	Franklin, Paul* (Franklin)	E	(5)	1930
Dugger, Jack (Ohio State)	E	(1)	1949	Frazier, Leslie (Alcorn St.)	CB	(5)	1981
Dunlap, Bob (Oklahoma)	QB	(1)	1935	Frederick, Andy (New Mexico)	T	(3)	1983
Dunsmore, Pat (Drake)	TE	(2)	1983	Frumpp, Milton (Ohio Wesleyan)	G	(1)	1930
				Fuller, Steve (Clemson)	QB	(3)	1984

—E—

Earl, Robin (Washington)	RB-TE	(6)	1977
Ecker, Ed (John Carroll)	T	(1)	1947
Edwards, Cid (Tennessee State)	RB	(1)	1975
Ellis, Allan (UCLA)	CB	(7)	1973
Elnes, Leland* (Bradley)	QB	(1)	1929
Ely, Harold (Iowa)	G	(1)	1932
Ely, Larry (Iowa)	LB	(1)	1975
Engelbretsen, Paul* (Northwestern)	G	(1)	1932
Englund, Harry	E	(4)	1920
Erickson, Harold* (Wash. & Jeff.)	HB	(1)	1925
Evans, Earl (Harvard)	T	(4)	1926
Evans, Fred (Notre Dame)	HB	(1)	1948
Evans, Vince (USC)	QB-KR	(7)	1977
Evez, Dick (Tennessee)	T	(6)	1964

—F—

Fada, Rob (Pittsburgh)	G	(2)	1983
Falkenberg, Herb (Trinity)	FB	(1)	1952
Famiglietti, Gary (Boston U.)	FB	(8)	1938
Fanning, Stan (Idaho)	T	(3)	1960
Farmer, George (U.C.L.A.)	WR	(6)	1970
Farrington, John* (Prairie View)	E	(4)	1960
Farris, Tom (Wisconsin)	QB	(2)	1946
Feathers, Beattie* (Tennessee)	HB	(4)	1934
Febel, Fritz* (Purdue)	G	(1)	1935
Federovich, John (Davis & Elkins)	T	(2)	1941
Feichtinger, Andy*	E	(2)	1920
Fencik, Gary (Yale)	S	(12)	1976
Fenimore, Bob (Oklahoma A&M)	HB	(1)	1947
Ferguson, J.B.	T	(1)	1932

—G—

Gagnon, Dave (Ferris St.)	RB	(1)	1974
Gaines, Wentford (Cincinnati)	CB	(3)	1978
Galimore, Willie* (Florida A&M)	HB	(7)	1957
Gallagher, Dave (Michigan)	DE	(1)	1974
Gallarneau, Hugh (Stanford)	HB	(5)	1941
Garrett, Carl (N. Mex. Highlands)	RB	(2)	1973
Garrett, T. (Oklahoma A&M)	C	(2)	1947
Garrett, W.D. (Mississippi State)	T	(1)	1950
<b>Gault, Willie</b> (Tennessee)	WR	(5)	1983
Garvey, A. "Hec" (Notre Dame)	E	(4)	1922
Garvey, Ed* (Notre Dame)	HB	(1)	1925
<b>Gayle, Shaun</b> (Ohio State)	S	(4)	1984
Gentry, Curtiss (Maryland State)	DB	(3)	1966
<b>Genry, Dennis</b> (Baylor)	KR-WR	(6)	1982
George, Bill* (Wake Forest)	G/LB	(14)	1952
Gepiord, Sid* (Millikin & Bethany)	B	(1)	1919
Gersbach, Carl (West Chester St.)	LB	(1)	1975
Geyer, Bill (Colgate)	HB	(3)	1942
Gibron, Abe (Purdue)	G	(2)	1958
Gilliam, John (S. Carolina St.)	WR	(1)	1977
Glasgow, Brian (No. Illinois)	TE	(1)	1987
Glenn, Bill (Eastern Illinois)	QB	(2)	1941
Glueck, Larry (Villanova)	B	(3)	1963
Goebel, Paul (Michigan)	E	(1)	1925
Goodnight, Owen* (Hardin-Sims)	QB	(1)	1946
Gordon, Dick (Michigan State)	HB	(7)	1965
Gordon, Lou* (Illinois)	T	(1)	1938
Gorgal, Ken (Purdue)	HB	(2)	1955
Grabowski, Jim (Illinois)	RB	(1)	1971

Graham, Conrad (Tennessee) DB (1) 1973  
 Grandberry, Ken (Wash. St.) RB (1) 1974  
 Grange, Garland "Gardie"\* (Illinois) E (3) 1929  
 Grange, Harold "Red" (Illinois) HB (8) 1925  
 Green, Bobby Joe (Florida) P (12) 1962  
 Greenwood, Glen\* (Iowa) HB (1) 1924  
 Grim, Bob (Oregon State) WR (1) 1975  
 Grosvenor, George (Colorado) HB (2) 1935  
 Grygo, Al\* (South Carolina) HB (2) 1944  
 Gudauskas, Pete (Murray State) G (2) 1943  
 Gulyanics, George (Ellisville, IC) HB (6) 1947  
 Gunn, Jimmy (USC) LB (6) 1970  
 Gunner, Harry (Oregon State) DE (1) 1970

—H—

Haddon, Aldous (Wash. & Jeff.) B (1) 1928  
 Haines, Kris (Notre Dame) WR (3) 1979  
 Halas, George\* (Illinois) E (10) 1920  
 Hale, Dave (Ottawa) DE (3) 1969  
 Haluska, Jim (Wisconsin) HB (1) 1956  
 Hamity, Lewis (Chicago) HB (1) 1941  
 Hamlin, Gene (West Michigan) C (1) 1971  
 Hammond, Henry (Southwestern) E (1) 1937  
**Hampton, Dan** (Arkansas) DE (9) 1979  
 Hanke, Carl\* (Minnesota) G (1) 1922  
 Hanny, Frank\* (Indiana) E (5) 1922  
 Hansen, Clifford (Luther) HB (1) 1933  
 Hansen, Wayne\* (Texas Western) C (10) 1950  
**Harbaugh, Jim** (Michigan) QB (1) 1987  
 Hardy, Cliff (Michigan State) CB (1) 1971  
 Harley, Charles Chic\* (Ohio St.) RB (1) 1921  
 Harper, Roland (Louisiana Tech) RB (8) 1975  
**Harris, Al** (Arizona State) DE (8) 1979  
 Harris, Chuck (West Virginia) T (1) 1987  
 Harris, Frank (N.C. State) RB (1) 1987  
 Harris, Richard (Grambling) DE (2) 1974  
 Harrison, Jim (Missouri) RB (4) 1971  
 Hart, Tommy (Morris Brown) DE (2) 1978  
 Hartenstine, Mike (Penn St.) DE (12) 1975  
 Hartman, Fred (Rice) T (1) 1947  
 Hartnett, Perry (SMU) G (2) 1982  
 Haselrig, Clint (Michigan) WR (1) 1974  
 Hatley, John (Sul Ross) G (1) 1953  
 Hazelton, Major (Florida A&M) DB (2) 1968  
 Healey, Ed\* (Dartmouth) T (6) 1922  
 Healy, Don (Maryland) G (2) 1958  
 Heardon, Tom\* (Notre Dame) QB (1) 1929  
 Heileman, Charles\* (Iowa State) E (1) 1939  
 Heimuli, Lakei (BYU) RB (1) 1987  
 Helwig, John (Notre Dame) G (4) 1953  
 Hempel, Bill (Carroll) T (1) 1942  
 Henderson, Reuben (San Diego St.) CB (2) 1981  
 Hensley, Dick (Kentucky) E (1) 1953  
 Herron, Bruce (New Mexico) LB (5) 1978  
 Hester, Jim (North Dakota) TE (1) 1970

Hewitt, Bill\* (Michigan) E (5) 1932  
 Hibbs, Jesse (Southern California) T (1) 1931  
 Hicks, Tom (Illinois) LB (5) 1976  
 High, Lennie HB (1) 1920  
**Hilgenberg, Jay** (Iowa) C (7) 1981  
 Hill, Harlon (Florence St. Tchrs) E (8) 1954  
 Hill, Ike (Catawba) WR (2) 1973  
 Hintz, Mike (Wis-Platteville) DB (1) 1987  
 Hoban, Mike (Michigan) G (1) 1974  
 Hobscheid, Fred\* (Chicago) G (1) 1927  
 Hodgins, Norm (Louisiana St.) S (1) 1974  
 Hoffman, Jack (Xavier) E (5) 1952  
 Hoffman, John\* (Arkansas) E (8) 1949  
 Hoffman, John (Hawaii) DE (1) 1971  
 Hohensee, Mike (Minnesota) QB (1) 1987  
 Hoke, Jonathan (Ball State) CB (1) 1980  
 Holloway, Glen (No. Texas State) G (4) 1970  
 Holman, Willie (So. Carolina St.) DE (6) 1968  
 Holmer, Walter\* (Northwestern) FB (2) 1929  
 Holovak, Mike (Boston College) FB (2) 1947  
 Hoptowitz, Al (Washington State) T (5) 1941  
 Horton, Larry (Iowa) DT (2) 1972  
 Howley, Charles (West Virginia) C (2) 1958  
 Hrivnak, Gary (Purdue) DT (4) 1973  
 Huarte, John (Notre Dame) QB (1) 1972  
 Huff, Gary (Florida State) QB (4) 1973  
 Huffine, Ken\* (Purdue) FB (1) 1921  
 Hugasian, Harry (Stanford) HB (1) 1955  
 Hughes, Bernard\* (Oregon) C (1) 1941  
 Hughes, Billy\* (Texas) C (2) 1940  
 Hull, Mike (So. California) FB (3) 1968  
 Hultz, Don (Southern Miss.) DT (1) 1974  
 Humphries, Stefan (Michigan) G (3) 1984  
 Hunsinger, Chuck (Florida) HB (3) 1950  
 Hunt, Jackie (Marshall) HB (1) 1945  
 Hurst, William (Oregon) G (1) 1924  
 Huther, Bruce (New Hampshire) LB (1) 1982  
 Hutchison, Anthony (Texas Tech) RB (2) 1983  
 Hyland, Bob (Boston College) C (1) 1970

—I—

Ingwerson, Burt\* (Illinois) G (2) 1920  
 Ippolito, Anthony\* (Purdue) G (1) 1943

—J—

Jackson, Bobby (Alabama) HB (1) 1961  
 Jackson, Noah (Tampa) G (9) 1975  
 Jackson, Randy (Florida) T (8) 1967  
**Jackson, Vestee** (Washington) CB (2) 1986  
 Jagade, Chick\* (Indiana) FB (2) 1954  
 James, Dan (Ohio) T (1) 1967  
 Janata, John (Illinois) T (1) 1983  
 Janet, Ernie (Washington) G (3) 1972  
 January, Mike (Texas) LB (1) 1987  
 Jarmoluk, Mike (Temple) T (2) 1946

Jecha, Ralph (Northwestern)	G	(1)	1955	Koehler, Robert* (Northwestern)	FB	(2)	1920
Jencks, Robert (Miami, O.)	E	(2)	1963	Kolman, Ed* (Temple)	T	(5)	1940
Jensvold, Leo* (Iowa)	QB	(1)	1931	Konovsky, Bob* (Wisconsin)	G	(1)	1960
Jeter, Bob (Iowa)	CB	(3)	1971	Kopcha, Joe* (Chattanooga)	C	(5)	1929
Jeter, Perry (California-Poly Tech)	RB	(2)	1956	Kortas, Kenneth (Louisville)	T	(1)	1969
Jewett, Bob (Michigan State)	E	(1)	1958	Kosins, Gary (Dayton)	RB	(3)	1972
Jiggett, Dan (Harvard)	T	(7)	1976	<b>Kozlowski, Glen</b> (BYU)	WR	(1)	1987
Joesting, Herb* (Minnesota)	FB	(2)	1931	Kreamcheck, John (Wm. & Mary)	T	(3)	1953
Johnson, Albert (Kentucky)	FB	(1)	1938	Kreitling, Rich (Illinois)	E	(1)	1964
Johnson, Bill* (So. Methodist)	G	(2)	1946	Kreiwald, Doug (West Texas State)	G	(2)	1967
Johnson, Greg (Florida St.)	DT	(1)	1977	Krenk, Mitch (Nebraska)	TE	(1)	1984
Johnson, Jack (Miami)	B	(3)	1957	Kuechenberg, Rudy (Indiana)	LB	(3)	1967
Johnson, John (Indiana)	T	(6)	1963	Kunz, Lee (Nebraska)	LB	(3)	1979
Johnson, Leo (Millikin)	HB	(1)	1920	Kurek, Ralph (Wisconsin)	FB	(6)	1965
Johnson, O.G.	FB	(1)	1924				
Johnson, Pete (V.M.I.)	B	(1)	1959				
<b>Johnson, Will</b> (NE Louisiana)	LB	(1)	1987				
Johnsos, Luke* (Northwestern)	E	(9)	1929				
Jones, Bob (San Diego State)	E	(1)	1967				
Jones, Edgar (Pittsburgh)	HB	(1)	1945				
Jones, Jerry* (Notre Dame)	G	(2)	1920				
Jones, Jimmy (Wisconsin)	E	(3)	1965				
Jones, Stan (Maryland)	T	(12)	1954				
Jordan, Donald (Houston)	RB	(1)	1984				
Juenger, Dave (Ohio U.)	WR	(1)	1973				

—K—

Karr, William* (West Virginia)	E	(6)	1933	LaFleur, Joe* (Marquette)	FB	(3)	1922
Karras, Ted (Indiana)	G	(5)	1960	LaForest, W.	FB	(1)	1920
Karwales, Jack (Michigan)	E	(2)	1946	Lahar, Harold (Oklahoma)	G	(2)	1941
Kassel, Chuck* (Illinois)	E	(1)	1927	Lamb, Walter (Oklahoma)	E	(1)	1946
Kavanaugh, Ken (Louisiana State)	E	(8)	1940	Landry, Greg (Massachusetts)	QB	(1)	1984
Kawal, Ed* (Illinois)	C	(6)	1931	Lanum, R. "Jake"* (Ill & Millikin)	QB	(5)	1920
Keane, Jim (Iowa)	E	(6)	1946	Larson, Fred* (Notre Dame)	C	(1)	1922
Keefe, Jerry* (Notre Dame)	G	(6)	1946	Lashar, Tim (Oklahoma)	K	(1)	1987
Kelly, Elmo (Wichita U.)	E	(1)	1944	Latta, Greg (Morgan State)	TE	(6)	1975
Kelly, Jim (Tenn. St.)	TE	(1)	1974	Lawler, Allen (Texas)	HB	(1)	1948
Kendricks, Jim (Texas A&M)	T	(1)	1924	Lawson, Roger (West Michigan)	RB	(2)	1972
Keriasotis, Nick (St. Ambrose)	G	(3)	1942	Layne, Bobby (Texas)	QB	(1)	1948
Keys, Tyrone (Mississippi St.)	DE	(3)	1983	Leahy, Bernie (Notre Dame)	HB	(1)	1932
Kiesling, Walter* (St. Thomas)	G	(1)	1934	Leclerc, Roger (Trinity)	LB	(7)	1960
Kilcullen, Bob (Texas Tech.)	T	(8)	1957	Lee, Buddy (Louisiana State)	QB	(1)	1971
Kilgore, Jon (Auburn)	P	(1)	1968	Lee, Herman (Florida A&M)	T	(9)	1958
Kindt, Don (Wisconsin)	HB	(9)	1947	Leeuwenburg, Rich (Stanford)	T	(1)	1965
Kindt, Don Jr. (Wis-LaCrosse)	TE	(1)	1987	Leggett, Earl (Louisiana State)	T	(10)	1957
King, Ralph (Chicago)	T	(1)	1925	Lemon, Clifford* (Centre)	T	(1)	1926
Kinney, Steve (Utah State)	T	(2)	1973	Leonard, James (Colgate)	T	(1)	1924
Kirk, Ken (Mississippi)	C	(1)	1960	Lesane, James (Virginia)	HB	(2)	1952
Kissell, Adolph (Boston College)	FB	(1)	1942	Lick, Dennis (Wisconsin)	T	(6)	1976
Klawitter, Dick* (S. Dakota State)	C	(2)	1956	Line, Bill (Southern Methodist)	DT	(1)	1972
Klein, Dick (Iowa)	T	(2)	1958	Lintzenich, Joseph* (St. Louis)	FB	(2)	1930
Knapczyk, Ken (Northern Iowa)	WR	(1)	1987	Lipscomb, Paul* (Tennessee)	T	(1)	1954
Knopp, Oscar* (Illinois)	FB	(6)	1923	Lisch, Rusty (Notre Dame)	QB	(1)	1984
Knox, Bill (Purdue)	DB	(3)	1974	Livers, Virgil (W. Kentucky)	CB-PB	(5)	1975
Knox, Ron (U.C.L.A.)	QB	(1)	1957	Livingston, Andy (Phoenix JC)	B	(2)	1964
				Logan, James (Indiana)	G	(2)	1942
				Long, Harvey (Detroit)	T	(1)	1929
				Long, Johnny* (Colgate)	QB	(2)	1944
				Lowe, Lloyd (North Texas State)	HB	(2)	1953
				Luckman, Sid (Columbia)	QB	(12)	1939
				Lujack, Johnny (Notre Dame)	QB	(4)	1948
				Lusby, Vaughn (Arkansas)	CB	(1)	1980
				Lyle, Garry (Geo. Washington)	CB	(7)	1968
				Lyman, Roy "Link" (Nebraska)	T	(9)	1926
				<b>Lynch, Lorenzo</b> (Cal-State)	DB	(1)	1987
				Lyon, George (Kansas State)	T	(1)	1929

—M—

MacLeod, Robert (Dartmouth) . . . . .	HB	(2)	1939		
MacWherter, Kile* (Bethany) . . . . .	FB	(1)	1920		
Macon, Ed (College of Pacific) . . . . .	HB	(2)	1952		
Magnini, Dante (St. Mary's) . . . . .	HB	(4)	1942		
Maillard, Ralph (Creighton) . . . . .	T	(1)	1929		
Malone, Charles (Texas A&M) . . . . .	E	(1)	1933		
Manders, Jack* (Minnesota) . . . . .	HB	(8)	1933		
Maness, James (TCU) . . . . .	WR	(1)	1985		
Maniaci, Joe (Fordham) . . . . .	RB	(4)	1938		
Manning, Pete (Wake Forest) . . . . .	E	(2)	1960		
Manske, Edgar (Northwestern) . . . . .	E	(4)	1937		
Marconi, Joe (West Virginia) . . . . .	FB	(5)	1962		
Margarita, Bob (Brown) . . . . .	HB	(3)	1944		
Margerum, Ken (Stanford) . . . . .	WB	(4)	1981		
Marshall, Wilber (Florida) . . . . .	LB	(4)	1984		
Martin, Bill (Georgia Tech) . . . . .	E	(2)	1964		
Martin, Billy* (Minnesota) . . . . .	HB	(3)	1962		
Martin, Dave (Notre Dame) . . . . .	LB	(1)	1969		
Martin, Frank (Alabama) . . . . .	HB	(1)	1941		
Martinovich, P. (College of Pacific) . . . . .	G	(1)	1940		
Maslowski, Matt (San Diego U.) . . . . .	WR	(1)	1972		
Mass, Wayne (Clemson) . . . . .	OT	(3)	1968		
Masters, Bob (Baylor) . . . . .	FB	(2)	1943		
Masterson, Bernie* (Nebraska) . . . . .	QB	(7)	1934		
Masterson, Forest (Iowa) . . . . .	C	(1)	1945		
Mastrogany, Gus (Iowa) . . . . .	E	(1)	1931		
Matheson, Jack (West. Michigan) . . . . .	E	(1)	1947		
Mattson, Riley (Oregon) . . . . .	T	(1)	1965		
Matuza, Al (Georgetown) . . . . .	C	(4)	1941		
May, Chester* . . . . .	G	(1)	1920		
May, Walter O. "Red"* . . . . .	G	(1)	1920		
Mayes, Rufus (Ohio State) . . . . .	T	(1)	1969		
Maznicki, F. (Boston College) . . . . .	HB	(2)	1942		
McAfee, George (Duke) . . . . .	HB	(8)	1940		
McClendon, Willie (Georgia) . . . . .	RB	(4)	1979		
McCull, Bill (Stanford) . . . . .	E	(8)	1952		
McCray, Bruce (W. Illinois) . . . . .	CB	(1)	1987		
McDonald, Lester* (Nebraska) . . . . .	E	(3)	1937		
McElwain, Bill (Northwestern) . . . . .	HB	(1)	1925		
McEnulty, Doug (Wichita) . . . . .	FB	(2)	1943		
McGee, Tony (Bishop College) . . . . .	DE	(3)	1971		
McInerney, Sean (Frostburg St.) . . . . .	DT	(1)	1987		
McKinney, Bill (West Texas) . . . . .	LB	(1)	1972		
<b>McKinnon, Dennis</b> (Florida St.) . . . . .	WR	(4)	1983		
McKinnely, Phil (UCLA) . . . . .	T	(1)	1982		
McLean, Ray* (St. Anselms) . . . . .	HB	(8)	1940		
<b>McMahon, Jim</b> (BYU) . . . . .	QB	(6)	1982		
<b>McMichael, Steve</b> (Texas) . . . . .	DT	(7)	1981		
McMillen, Jim (Illinois) . . . . .	G	(6)	1924		
McMullen, Daniel* (Nebraska) . . . . .	G	(2)	1930		
McPherson, Forrest (Nebraska) . . . . .	G	(1)	1935		
McRae, Bennie (Michigan) . . . . .	HB	(9)	1962		
McRae, Franklin (Tenn. State) . . . . .	DT	(1)	1967		
Meadows, Ed* (Duke) . . . . .	E	(3)	1954		
Mellekas, John (Arizona) . . . . .	T	(5)	1956		
Merkel, Monte (Kansas) . . . . .	G	(2)	1942		
Merrill, Mark (Minnesota) . . . . .	LB	(1)	1979		
Meyers, Denny* (Iowa) . . . . .	T	(1)	1931		
Meyers, Jerry (N. Illinois) . . . . .	DE-DT	(4)	1976		
Michaels, Edward* (Villanova) . . . . .	G	(1)	1935		
Mihal, Joe* (Purdue) . . . . .	T	(2)	1940		
Miller, Charles "Ookie" (Purdue) . . . . .	C	(6)	1932		
Miller, Milford (Chadron) . . . . .	T	(1)	1932		
Milner, Bill (Duke) . . . . .	G	(3)	1947		
Minini, Frank (San Jose St.) . . . . .	HB	(3)	1947		
Mintum, John F. "Jack"* . . . . .	C	(2)	1921		
Mitchell, Charley (Tulsa) . . . . .	HB	(1)	1945		
Mohardt, John* (Notre Dame) . . . . .	HB	(1)	1925		
Molesworth, Keith* (Monmouth) . . . . .	HB	(7)	1931		
Montgomery, Randy (Weber St.) . . . . .	CB	(1)	1974		
Montgomery, Ross (TCU) . . . . .	FB	(2)	1969		
Mooney, Jim* (Georgetown) . . . . .	E	(1)	1941		
Mooney, Tip* (Abilene Christian) . . . . .	HB	(3)	1944		
Moore, Albert (Northwestern) . . . . .	QB	(1)	1932		
Moore, Jerry (Arkansas) . . . . .	S	(2)	1971		
Moore, Joe (Missouri) . . . . .	RB	(2)	1971		
Moore, McNeil (Sam Houston) . . . . .	HB	(3)	1954		
Moore, Rocco (Western Michigan) . . . . .	G	(1)	1980		
<b>Moorehead, Emery</b> (Colorado) . . . . .	TE	(7)	1981		
Morgan, Mike (Wisconsin) . . . . .	RB	(1)	1978		
Morris, Francis (Boston U.) . . . . .	HB	(1)	1942		
Morris, Johnny (Santa Barbara) . . . . .	FL	(10)	1958		
Morris, Jon (Holy Cross) . . . . .	C	(1)	1978		
Morris, Larry (Georgia Tech.) . . . . .	LB	(7)	1959		
Morris, Ray (UTEP) . . . . .	LB	(1)	1987		
<b>Morris, Ron</b> (SMU) . . . . .	WR	(1)	1987		
<b>Morrissey, Jim</b> (Michigan St.) . . . . .	LB	(3)	1985		
Morrison, Fred (Ohio State) . . . . .	FB	(4)	1950		
Morton, John (Missouri) . . . . .	HB	(1)	1945		
Moser, Robert (Pacific) . . . . .	C	(3)	1951		
<b>Mosley, Anthony</b> (Fresno St.) . . . . .	RB	(1)	1987		
Mosley, Henry (Morris Brown) . . . . .	HB	(1)	1955		
Mucha, Charles (Washington) . . . . .	G	(1)	1955		
Mucha, Rudy (Washington) . . . . .	G	(2)	1945		
Muckenstrum, Jerry (Ark. St.) . . . . .	LB	(7)	1976		
Mudd, Howard (Hillsdale) . . . . .	G	(2)	1969		
Mullen, Verne* (Illinois) . . . . .	E	(3)	1923		
Mullins, Don R. (Houston) . . . . .	HB	(2)	1961		
Mullins, Noah (Kentucky) . . . . .	HB	(4)	1946		
Mundee, Fred (Notre Dame) . . . . .	C	(3)	1943		
Murray, Richard* (Marquette) . . . . .	T	(1)	1924		
Murry, Don* (Wisconsin) . . . . .	T	(8)	1924		
Musso, George (Millikin) . . . . .	G	(12)	1933		
Musso, Johnny (Alabama) . . . . .	RB	(3)	1975		

—N—

Nagurski, Bronko (Minnesota)	FB	(9)	1930
Neacy, Clement* (Colgate)	E	(1)	1927
Neal, Dan (Kentucky)	C	(9)	1975
Neal, Ed (Louisiana State)	G	(1)	1951
Neck, Tommy (Louisiana State)	HB	(2)	1962
Negus, Fred (Wisconsin)	C	(1)	1950
Neidert, John (Louisville)	LB	(1)	1970
Nelson, Everett (Illinois)	T	(1)	1929
Nesbitt, Dick* (Drake)	HB	(4)	1930
Newsome, Billy (Grambling)	DE	(1)	1977
Newton, Bob (Nebraska)	G	(5)	1971
Nickla, Ed (Maryland)	G	(1)	1959
Nielsen, Hans (Michigan State)	K	(1)	1981
Nix, Kent (T.C.U.)	QB	(2)	1970
Nolting, Ray (Cincinnati)	HB	(9)	1936
Norberg, Hank (Stanford)	E	(1)	1948
Nordquist, Mark (Pacific)	G-C	(2)	1975
Nori, Reino (DeKalb)	HB	(1)	1938
Norman, Dick (Stanford)	QB	(2)	1961
Norman, Tim (Illinois)	G	(1)	1983
Norris, Jon (Am. Int'l.)	DE	(1)	1987
Norvell, Jay (Iowa)	LB	(1)	1987
Nowaskey, Bob* (Geo. Wash.)	E	(3)	1940

—O—

O'Bradovich, Ed (Illinois)	E	(10)	1962
O'Connell, J.F.* (Penn. St.)	C	(1)	1924
O'Connell, Tom (Illinois)	QB	(1)	1953
Oech, Verne (Minnesota)	G	(1)	1936
Oelerich, John (St. Ambrose)	HB	(1)	1938
Ogden, Ray (Alabama)	TE	(3)	1969
Oliver, Jack (Memphis St.)	T	(1)	1987
O'Quinn, John (Wake Forest)	E	(2)	1950
O'Rourke, Charles (Boston Col.)	QB	(1)	1942
Ortego, Keith (McNeese St.)	WR	(3)	1985
Osborne, Jim (Southern)	DT	(13)	1972
Osmanski, Bill (Holy Cross)	FB	(7)	1939
Osmanski, Joe (Holy Cross)	FB	(4)	1946

—P—

Pagac, Fred (Ohio State)	TE	(1)	1974
Page, Alan (Notre Dame)	DT	(4)	1978
Parsons, Bob (Penn State)	P-TE	(11)	1972
Patterson, Billy (Baylor)	QB	(1)	1939
Pauley, Frank Don (Wash. & Jeff.)	T	(1)	1930
Payton, Sean (E. Illinois)	QB	(1)	1987
Payton, Walter (Jackson State)	RB	(13)	1975
Pearce, W. "Pard" (Penn.)	QB	(3)	1920
Pearson, Madison* (Kansas)	C	(6)	1929
Pederson, Jim (Augsburg)	HB	(1)	1932
Peiffer, Dan (S.E. Missouri St.)	C	(3)	1975
Percival, Mac (Texas Tech.)	K	(7)	1967
Perez, Peter (Illinois)	G	(1)	1945
Perina, Bob (Princeton)	HB	(2)	1949

Perini, Pete (Ohio State)	FB	(2)	1954
Perkins, Don (Plattsville)	FB	(2)	1945
Perrin, Lonnie (Illinois)	RB	(1)	1979
<b>Perry, William</b> (Clemson)	DT	(3)	1985
Petitbon, Richie (Tulane)	HB	(10)	1959
Petty, John* (Purdue)	FB	(1)	1942
Petty, Ross* (Illinois)	G	(1)	1920
Phillips, Loyd (Arkansas)	DE	(3)	1967
<b>Phillips, Reggie</b> (SMU)	CB	(3)	1985
Phipps, Mike (Purdue)	QB	(5)	1977
Piccolo, Brian* (Wake Forest)	RB	(4)	1966
Pickens, Bob (Nebraska)	T	(2)	1967
Pickering, Clay (Maine)	WR	(1)	1986
Pifferini, Bob (U.C.L.A.)	LB	(4)	1972
Pinder, Cyril (Illinois)	RB	(2)	1971
Plank, Doug (Ohio State)	S	(8)	1975
Plasman, Dick* (Vanderbilt)	E	(6)	1937
Podmajersky, Paul (Illinois)	G	(1)	1944
Polisky, John* (Notre Dame)	G	(1)	1929
Pollock, Bill (Penn. Mil. Acdy.)	HB	(2)	1935
Pool, Hampton (Stanford)	E	(4)	1940
Potter, Kevin (Missouri)	S	(2)	1983
Preston, Pat (Wake Forest)	G	(4)	1946
Pride, Dan (Jackson State)	LB	(2)	1968
Proctor, Rex (Rice)	HB	(1)	1953
Purnell, James (Wisconsin)	LB	(5)	1964
Pyle, Mike (Yale)	C	(9)	1961

—R—

Rabold, Mike* (Indiana)	G	(3)	1964
Rains, Dan (Cincinnati)	LB	(4)	1982
Rakestraw, Larry (Georgia)	QB	(4)	1964
Ramsey, Frank (Oregon State)	G	(1)	1945
Rather, Bo (Michigan)	WR	(5)	1974
Reader, Russ (Michigan State)	HB	(1)	1947
Reese, Lloyd* (Tennessee)	FB	(1)	1946
Reilly, Mike (Iowa)	LB	(5)	1964
Rentner, Ernest Pug* (Northwestern)	HB	(2)	1936
Reppond, Mike (Arkansas)	WR	(1)	1973
Reynolds, Tom (San Diego St.)	WR	(1)	1973
Rice, Andy (Texas Southern)	DT	(2)	1972
Richards, Golden (Hawaii)	WR	(2)	1978
Richards, Ray (Nebraska)	T	(4)	1933
<b>Richardson, Mike</b> (Arizona State)	CB	(5)	1983
Richman, Harry* (Illinois)	G	(1)	1929
<b>Rivera, Ron</b> (California)	LB	(4)	1984
Rivera, Steve (California)	WR	(1)	1977
Rivers, Garland (Michigan)	DB	(1)	1987
Rives, Don (Texas Tech)	LB	(6)	1973
Roberts, Tom (DePaul)	C	(2)	1943
Roberts, Willie (Houston)	CB	(1)	1973
<b>Rodenhauser, Mark</b> (Illinois St.)	C	(1)	1987
Roder, Mirro (None)	K	(2)	1973
Roehlk, Jon (Iowa)	G	(1)	1987
Roehnel, William* (Bradley)	G	(2)	1958

Roger, Mel (Florida A&M)	LB	(1)	1977
Roggeman, Tom (Purdue)	G	(2)	1956
Romanik, Steve (Villanova)	QB	(4)	1950
Romey, Milton* (Chicago)	QB	(5)	1925
Ronzani, Gene* (Marquette)	QB	(8)	1933
Rosequist, Ted (Ohio State)	T	(3)	1934
Rothschild, Doug (Wheaton)	LB	(1)	1987
Roveto, John (S.W. Louisiana)	K	(2)	1981
Rowden, Larry (Houston)	LB	(1)	1971
Rowell, Eugene (Dubuque)	DT	(1)	1987
Rowland, Brad (McMurry)	HB	(1)	1951
Rowland, Justin (T.C.U.)	HB	(1)	1960
<b>Rubens, Larry</b> (Montana State)	C	(1)	1986
Rupp, Nelson* (Dennison)	QB	(1)	1921
Russell, Reginald (Northwestern)	E	(1)	1928
Ryan, John (Detroit)	T	(1)	1929
Ryan, Rocky (Illinois)	E	(1)	1958
Rydalch, Ron (Utah)	DT	(6)	1975
Rydzewski, Frank* (Notre Dame)	C	(1)	1923
Rykovich, Julie* (Illinois)	HB	(3)	1949

—S—

Sacrinity, Nick (Wake Forest)	QB	(1)	1947
Saldi, Jay (South Carolina)	TE	(2)	1983
<b>Sanders, Thomas</b> (Texas A&M)	RB	(3)	1985
Sanderson, Reggie (Stanford)	RB	(1)	1973
Savoldi, Joe* (Notre Dame)	FB	(1)	1930
Sayers, Gale (Kansas)	HB	(7)	1965
Schiechl, John* (Santa Clara)	C	(2)	1945
Schmidt, Terry (Ball State)	S	(9)	1976
Schreiber, Larry (Tenn. Tech.)	RB	(1)	1976
Schroeder, Gene (Virginia)	E	(6)	1951
Schubert, Steve (U Mass.)	PR-WR	(5)	1975
Schuette, Paul* (Wisconsin)	G	(3)	1930
Schweda, Brian (Kansas)	DE	(1)	1966
Schweidler, Dick (St. Louis)	HB	(3)	1938
Scott, James (Henderson J.C.)	WR	(7)	1976
Scott, Ralph* (Wisconsin)	T	(5)	1921
Seals, George (Missouri)	G	(7)	1965
Seiberling, Gerald (Drake)	FB	(1)	1932
Senn, Bill* (Knox)	HB	(6)	1926
Serini, Washington (Kentucky)	G	(4)	1948
Sevy, Jeff (California)	T-DE	(4)	1975
Seymour, Jim (Notre Dame)	WR	(3)	1970
Shank, J.L.	HB	(1)	1920
Shanklin, Ron (No. Texas St.)	WR	(2)	1975
Shaw, Glenn (Kentucky)	HB	(1)	1960
Shearer, Brad (Texas)	DT	(3)	1978
Shellog, Alec* (Notre Dame)	T	(1)	1939
Sherman, Saul (Chicago)	QB	(2)	1939
Shipkey, Jerry (U.C.L.A.)	FB	(1)	1953
Shoemaker, Hub (Illinois)	G	(2)	1920
Shy, Don (San Diego State)	RB	(3)	1970
Siegal, John (Columbia)	E	(5)	1939
Sigillo, Dom* (Xavier)	T	(2)	1943

Sigmund, Arthur W.	G	(1)	1923
Simmons, J. (Bethune-C'km'n)	WR	(1)	1969
Simmons, David (North Carolina)	LB	(1)	1983
<b>Singletary, Mike</b> (Baylor)	LB	(7)	1981
Sisk, John* (Marquette)	HB	(5)	1932
Sisk, Jr., John (Miami)	B	(1)	1964
Skibinski, John (Purdue)	RB	(4)	1978
Smeja, Rudy (Michigan)	E	(2)	1944
Smith, Clarence (Georgia)	E	(1)	1942
Smith, Eugene (Georgia Tech.)	G	(1)	1930
Smith, H. Allen* (Mississippi)	E	(2)	1947
Smith, J.D. (N. Car. A&T)	FB	(1)	1956
Smith, James (Compton J.C.)	HB	(1)	1961
Smith, Ray Gene (Midwestern)	HB	(4)	1954
Smith, Ron (Wisconsin)	S	(4)	1965
Smith, Russell* (Illinois)	T	(3)	1921
<b>Smith, Sean</b> (Grambling)	DT	(1)	1987
Snyder, Bob (Ohio U.)	QB	(5)	1939
Sorey, Revie (Illinois)	G	(8)	1975
Spivey, Mike (Colorado)	CB	(3)	1977
Sprinkle, Ed (Hardin-Simmons)	E	(12)	1944
Stachowicz, Ray (Michigan St.)	P	(1)	1983
Stahlman, Dick* (DePaul)	T	(1)	1933
Standlee, Norm* (Stanford)	FB	(1)	1941
Stauberg, Gerald (Cincinnati)	G	(1)	1951
Staley, Bill (Utah State)	DT	(2)	1970
Steinbach, Larry* (St. Thomas)	G	(2)	1930
Steinkemper, Bill* (Notre Dame)	T	(2)	1942
Sternaman, Edward* (Illinois)	HB	(11)	1920
Sternaman, Joe (Illinois)	HB	(8)	1922
Stenn, Paul (Villanova)	G	(4)	1948
Steuber, Bob (Missouri)	HB	(2)	1942
Stickel, Walt* (Pennsylvania)	T	(4)	1946
Stillwell, Roger (Stanford)	DE-DT	(3)	1975
Stinchcomb, Pete* (Ohio State)	QB	(2)	1921
Stoepel, Terry (Tulsa)	G	(1)	1967
Stolia, Anton* (Luther)	HB	(1)	1939
Stone, Billy (Bradley)	HB	(4)	1951
Stoops, Mike (Iowa)	DS	(1)	1987
Strickland, Larry* (North Texas)	C	(6)	1954
Sturtridge, Dick (DePaul)	HB	(2)	1928
Stydahar, Joe* (West Virginia)	T	(9)	1936
<b>Suhey, Matt</b> (Penn State)	RB	(8)	1980
Sullivan, Frank* (Loyola, N.O.)	C	(5)	1935
Sumner, Charles (Wm & Mary)	HB	(4)	1955
Sweeney, Jake (Cincinnati)	T	(1)	1944
Swisher, Bob (Northwestern)	HB	(5)	1938
Szymanski, Frank (Notre Dame)	C	(1)	1949

—T—

Tabor, Paul (Oklahoma)	C	(1)	1980
Tackwell, C.O.* (Kansas State)	E	(3)	1931
Taft, Merrill* (Wisconsin)	FB	(1)	1924
Taylor, Clifton (Memphis St.)	RB	(1)	1974
Taylor, J.R. "Tarz" (Ohio State)	G	(2)	1921

Taylor, Joe (No. Carolina A&T)	DB	(8)	1967	Walterscheid, Len (S. Utah)	S-KR	(6)	1977
Taylor, Ken (Oregon St.)	CB	(1)	1985	Ward, John (Oklahoma State)	C-G	(1)	1976
Taylor, Lionel (New Mexico Highland U.)	E	(1)	1959	Washington, Harry (Colorado St.)	WR	(1)	1979
Taylor, Roosevelt (Grambling)	DB	(8)	1961	Watkins, Bobby (Ohio State)	HB	(3)	1955
<b>Thayer, Tom</b> (Notre Dame)	G	(3)	1985	Watts, Rickey (Tulsa)	WR	(5)	1979
Thomas, Bob (Notre Dame)	K	(10)	1975	Weatherly, Gerald (Rice)	C	(3)	1950
<b>Thomas, Calvin</b> (Illinois)	FB	(6)	1982	Wetoska, Bob (Notre Dame)	T	(10)	1960
Thomas, Earl (Houston)	WR	(3)	1971	Wetzel, Damon (Ohio State)	HB	(1)	1935
Thompson, Russ (Nebraska)	I	(4)	1936	Wheeler, Ted (W. Texas State)	G	(1)	1970
Thrift, Cliff (East Central Oklahoma)	LB	(1)	1985	Wheeler, Wayne (Alabama)	WR	(1)	1974
Thrower, Willie (Michigan State)	QB	(1)	1953	White, Lawrence (Dana)	WR	(1)	1987
Tom, Mel (San Jose State)	DE	(3)	1973	White, Roy (Valparaiso)	FB	(5)	1923
<b>Tomczak, Mike</b> (Ohio State)	QB	(3)	1985	White, Wilford (Ariz. St.)	HB	(2)	1951
Torrance, Jack* (Louisiana State)	T	(2)	1939	Whitman, S. J. (Tulsa)	HB	(2)	1953
Trafton, George* (Notre Dame)	C	(13)	1920	Whitsell, Dave (Indiana)	DB	(6)	1961
Trimble, Steve (Maryland)	DB	(1)	1987	Whittenton, Jesse (West Texas)	HB	(1)	1958
Trost, Milt (Marquette)	T	(5)	1935	Wightkin, Bill (Notre Dame)	DE	(8)	1950
Tucker, Bill (Tennessee State)	RB	(1)	1971	Williams, Bob (Notre Dame)	QB	(3)	1951
Turner, Cecil (California Poly)	FL	(6)	1968	Williams, Broughton (Florida)	T	(1)	1947
Turner, Clyde (Hardin-Simmons)	C	(12)	1940	Williams, Brooks (N. Carolina)	TE	(2)	1981
				Williams, Dave (Colorado)	RB	(3)	1979
				Williams, Fred (Arkansas)	T	(12)	1952
				Williams, Jeff (Rhode Island)	G	(1)	1982
				Williams, Perry (Purdue)	RB	(1)	1974
				Williams, Walt (New Mexico St.)	CB	(2)	1982
				Williams, Oliver (Illinois)	WR	(1)	1983
				Wilson, George* (Northwestern)	E	(11)	1937
				Wilson, Nemiah (Grambling)	CB	(1)	1975
				<b>Wilson, Otis</b> (Louisville)	LB	(8)	1980
				<b>Wojciechowski, John</b> (Michigan St.)	T	(1)	1987
				Wolden, Allan (Bemidji St.)	RB	(1)	1987
				Wright, Steve (Alabama)	T	(1)	1971
				Wrightman, Tim (UCLA)	TE	(2)	1985
				Wynne, Elmer (Notre Dame)	FB	(1)	1928

### —U—

Ulmer, Mike (Doane)	CB	(1)	1980
Usher, Lou* (Syracuse)	T	(1)	1920

### —V—

Vactor, Ted (Nebraska)	CB	(1)	1975
Vallez, Emilo (New Mexico)	TE	(2)	1968
<b>Van Horne, Keith</b> (USC)	T	(7)	1981
Van Valkenburg, Pete (BYU)	RB	(1)	1974
Veach, Walter*	HB	(1)	1920
Venturelli, Fred (None)	T	(1)	1948
Vick, Ernie* (Michigan)	C	(3)	1925
Vick, Richard (Wash. & Jeff.)	QB	(1)	1925
Vodicka, Joe (Lewis Institute)	HB	(3)	1943
Voss, Walter "Tillie" (Detroit U.)	E	(2)	1927
Vucinich, Milt (Stanford)	G	(1)	1945

### —W—

Wade, Charles (Tenn. St.)	WR	(1)	1974
Wade, William (Vanderbilt)	QB	(6)	1961
Waechter, Henry (Nebraska)	DE	(4)	1982
Wager, Clinton (St. Mary's)	E	(2)	1942
<b>Wagner, Bryan</b> (Cal-St.-Northridge)	P	(1)	1987
Wallace, Bob (Texas-El Paso)	E	(5)	1968
Wallace, John (Notre Dame)	E	(1)	1928
Wallace, Stan (Illinois)	HB	(4)	1954
Walquist, Laurie* (Illinois)	QB	(10)	1922

Walterscheid, Len (S. Utah)	S-KR	(6)	1977
Ward, John (Oklahoma State)	C-G	(1)	1976
Washington, Harry (Colorado St.)	WR	(1)	1979
Watkins, Bobby (Ohio State)	HB	(3)	1955
Watts, Rickey (Tulsa)	WR	(5)	1979
Weatherly, Gerald (Rice)	C	(3)	1950
Wetoska, Bob (Notre Dame)	T	(10)	1960
Wetzel, Damon (Ohio State)	HB	(1)	1935
Wheeler, Ted (W. Texas State)	G	(1)	1970
Wheeler, Wayne (Alabama)	WR	(1)	1974
White, Lawrence (Dana)	WR	(1)	1987
White, Roy (Valparaiso)	FB	(5)	1923
White, Wilford (Ariz. St.)	HB	(2)	1951
Whitman, S. J. (Tulsa)	HB	(2)	1953
Whitsell, Dave (Indiana)	DB	(6)	1961
Whittenton, Jesse (West Texas)	HB	(1)	1958
Wightkin, Bill (Notre Dame)	DE	(8)	1950
Williams, Bob (Notre Dame)	QB	(3)	1951
Williams, Broughton (Florida)	T	(1)	1947
Williams, Brooks (N. Carolina)	TE	(2)	1981
Williams, Dave (Colorado)	RB	(3)	1979
Williams, Fred (Arkansas)	T	(12)	1952
Williams, Jeff (Rhode Island)	G	(1)	1982
Williams, Perry (Purdue)	RB	(1)	1974
Williams, Walt (New Mexico St.)	CB	(2)	1982
Williams, Oliver (Illinois)	WR	(1)	1983
Wilson, George* (Northwestern)	E	(11)	1937
Wilson, Nemiah (Grambling)	CB	(1)	1975
<b>Wilson, Otis</b> (Louisville)	LB	(8)	1980
<b>Wojciechowski, John</b> (Michigan St.)	T	(1)	1987
Wolden, Allan (Bemidji St.)	RB	(1)	1987
Wright, Steve (Alabama)	T	(1)	1971
Wrightman, Tim (UCLA)	TE	(2)	1985
Wynne, Elmer (Notre Dame)	FB	(1)	1928

### —Y—

Youmans, Maury (Syracuse)	T	(4)	1960
Young, Adrian (So. Calif.)	LB	(1)	1973
Young, Randolph* (Milliken)	T	(1)	1920
Youngblood, George (L.A. State)	S	(1)	1969
Yourist, Abe	E	(1)	1923

### —Z—

Zanders, Emanuel (Jackson State)	G	(1)	1981
Zarnas, Gust (Ohio State)	G	(1)	1938
Zeller, Joe (Indiana)	G	(1)	1938
Zizak, Vince* (Villanova)	G	(1)	1934
Zorich, George* (Northwestern)	G	(3)	1944
Zucco, Vic (Michigan State)	HB	(3)	1957



## BEARS' TEAM-VS.-TEAM RESULTS

<b>Bears vs. Atlanta Falcons</b>	<b>W-9 L-6</b>	<b>Points—Falcons 285, Bears 256</b>
1966—Bears, 23-6 (C)	1972—Falcons, 37-21 (C)	1978—Bears, 13-7 (C)
1967—Bears, 23-14 (A)	1973—Falcons, 46-6 (A)	1980—Falcons, 28-17 (A)
1968—Falcons, 16-13 (C)	1974—Falcons, 13-10 (A)	1983—Falcons, 20-17 (C)
1969—Falcons, 48-31 (A)	1976—Falcons, 10-0 (C)	1985—Bears, 36-0 (C)
1970—Bears, 23-14 (A)	1977—Falcons, 16-10 (C)	1986—Bears, 13-10 (A)

<b>Bears vs. Buffalo Bills</b>	<b>W-2 L-1</b>	<b>Points—Bears 44, Bills 29</b>
1970—Bears, 31-13 (C)	1974—Bills, 16-6 (B)	1979—Bears, 7-0 (B)

<b>Bears vs. Cincinnati Bengals</b>	<b>W-1 L-2</b>	<b>Points—Bears 61, Bengals 37</b>
1972—Bengals, 13-3 (Chi)	1980—Bengals, 17-14 (Chi) OT	1986—Bears 44-7, (Cin)

<b>Bears vs. Cleveland Browns</b>	<b>W-3 L-6</b>	<b>Points—Browns 247, Bears 151</b>
1951—Browns, 42-21 (Cle)	1961—Bears, 17-14 (Chi)	1972—Bears, 17-0 (Cle)
1954—Browns, 39-10 (Chi)	1967—Browns, 24-0 (Cle)	1980—Browns, 27-21 (Cle)
1960—Browns, 42-0 (Cle)	1969—Browns, 28-24 (Chi)	1986—Bears, 41-31 (Chi)

<b>Bears vs. Dallas Cowboys</b>	<b>W-5 L-8</b>	<b>Points—Cowboys 272, Bears 243</b>
1960—Bears, 17-7 (C)	1973—Cowboys, 20-17 (C)	1984—Cowboys, 23-14 (C)
1962—Bears, 34-33 (D)	1976—Cowboys, 31-21 (D)	1985—Bears, 44-0 (D)
1964—Cowboys, 24-10 (C)	1977—*Cowboys, 37-7 (D)	1986—Bears, 24-10 (D)
1968—Cowboys, 34-3 (C)	1979—Cowboys, 24-20 (D)	
1971—Bears, 23-19 (C)	1981—Cowboys, 10-9 (D)	

\**NFC Divisional Playoff*

<b>Bears vs. Denver Broncos</b>	<b>W-4 L-4</b>	<b>Points—Bears 179, Broncos 102</b>
1971—Broncos, 6-3 (D)	1978—Broncos, 16-7 (D)	1984—Bears, 27-0 (C)
1973—Bears, 33-14 (D)	1981—Bears, 35-24 (C)	1987—Broncos, 31-29 (D)
1976—Broncos, 28-14 (C)	1983—Bears, 31-14 (C)	

<b>Bears vs. Detroit Lions</b>	<b>W-68 L-44 T-5</b>	<b>Points—Bears 2,161, Lions 1,936</b>
1930—Spartans, 7-6 (P)	1936—Bears, 12-10 (C)	1943—Bears, 27-21 (D)
Bears, 14-6 (C)	Lions, 13-7 (D)	Bears, 35-14 (C)
1931—Bears, 9-6 (C)	1937—Bears, 28-20 (C)	1944—Tie, 21-21 (C)
Spartans, 3-0 (P)	Bears, 13-0 (D)	Lions, 41-21 (D)
1932—Tie, 13-13 (C)	1938—Lions, 13-7 (C)	1945—Lions, 16-10 (D)
Tie, 7-7 (P)	Lions, 14-7 (D)	Lions, 35-28 (C)
**Bears, 9-0 (C)	1939—Lions, 10-0 (C)	1946—Bears, 42-6 (C)
1933—Bears, 17-14 (C)	Bears, 23-13 (D)	Bears, 45-24 (D)
Bears, 17-7 (P)	1940—Bears, 7-0 (C)	1947—Bears, 33-24 (C)
1934—Bears, 19-16 (D)	Lions, 17-14 (D)	Bears, 34-14 (D)
Bears, 10-7 (C)	1941—Bears, 49-0 (C)	1948—Bears, 28-0 (C)
1935—Tie, 20-20 (C)	Bears, 24-7 (D)	Bears, 42-14 (D)
Lions, 14-2 (D)	1942—Bears, 16-0 (C)	** <i>Championship</i>
	Bears, 42-0 (D)	

1949—Bears, 27-24 (C) Bears, 28-7 (D)	1962—Lions, 11-3 (D) Bears, 3-0 (C)	1975—Lions, 27-7 (D) Bears, 25-21 (C)
1950—Bears, 35-21 (D) Bears, 6-3 (C)	1963—Bears, 37-21 (D) Bears, 24-14 (C)	1976—Bears, 10-3 (C) Lions, 14-10 (D)
1951—Bears, 28-23 (D) Lions, 41-28 (C)	1964—Lions, 10-0 (C) Bears, 27-24 (D)	1977—Bears, 30-20 (C) Bears, 31-14 (D)
1952—Bears, 24-23 (C) Lions, 45-21 (D)	1965—Bears, 38-10 (C) Bears, 17-10 (D)	1978—Bears, 19-0 (D) Lions, 21-17 (C)
1953—Lions, 20-16 (C) Lions, 13-7 (D)	1966—Lions, 14-3 (D) Tie, 10-10 (C)	1979—Bears, 35-7 (C) Lions, 20-0 (D)
1954—Lions, 48-23 (D) Bears, 28-24 (C)	1967—Bears, 14-3 (C) Bears, 27-13 (D)	1980—Bears, 24-7 (C) Bears, 23-17 (D) OT
1955—Bears, 24-14 (D) Bears, 21-20 (C)	1968—Lions, 42-0 (D) Lions, 28-10 (C)	1981—Lions, 48-17 (D) Lions, 23-7 (C)
1956—Lions, 42-10 (D) Bears, 38-21 (C)	1969—Lions, 13-7 (D) Lions, 20-3 (C)	1982—Lions, 17-10 (D) Bears, 20-17 (C)
1957—Bears, 27-7 (D) Lions, 21-13 (C)	1970—Lions, 28-14 (D) Lions, 16-10 (C)	1983—Lions, 31-17 (D) Lions, 38-17 (C)
1958—Bears, 20-7 (D) Bears, 21-16 (C)	1971—Bears 28-23 (D) Lions, 28-3 (C)	1984—Bears, 16-14 (C) Bears, 30-13 (D)
1959—Bears, 24-14 (D) Bears, 25-14 (C)	1972—Lions, 14-0 (D) Lions, 14-0 (D)	1985—Bears, 24-3 (C) Bears, 37-17 (D)
1960—Bears, 28-7 (C) Lions, 36-0 (D)	1973—Lions, 30-7 (C) Lions, 40-7 (D)	1986—Bears, 13-7 (C) Bears, 16-13 (D)
1961—Bears, 31-17 (D) Lions, 16-15 (C)	1974—Bears, 17-9 (C) Lions, 34-17 (D)	1987—Bears, 30-10 (C)

Bears vs. Green Bay Packers	W-76 L-55	Points—Bears 2,269, Packers 1,984
-----------------------------	-----------	-----------------------------------

1921—Staleys, 20-0 (C)	1934—Bears, 24-10 (GB) Bears, 27-14 (C)	1947—Packers, 29-20 (GB) Bears, 20-17 (C)
1923—Bears, 3-0 (GB)	1935—Packers, 7-0 (GB) Packers, 17-14 (C)	1948—Bears, 45-7 (GB) Bears, 7-6 (C)
1924—Bears, 3-0 (C)	1936—Bears, 30-3 (GB) Packers, 21-10 (C)	1949—Bears, 17-0 (GB) Bears, 24-3 (C)
1925—Packers, 14-10 (GB) Bears, 21-0 (C)	1937—Bears, 14-2 (GB) Packers, 24-14 (C)	1950—Packers, 31-21 (GB) Bears, 28-14 (C)
1926—Tie, 6-6 (GB) Bears, 19-13 (C) Tie, 3-3 (C)	1938—Bears, 2-0 (GB) Packers, 24-17 (C)	1951—Bears, 31-20 (GB) Bears, 24-13 (C)
1927—Bears, 7-6 (GB) Bears, 14-6 (C)	1939—Packers, 21-16 (GB) Bears, 30-27 (C)	1952—Bears, 24-14 (GB) Packers, 41-28 (C)
1928—Tie, 12-12 (GB) Packers, 16-6 (C) Packers, 6-0 (C)	1940—Bears, 41-10 (GB) Bears, 14-7 (C)	1953—Bears, 17-13 (GB) Tie, 21-21 (C)
1929—Packers, 23-0 (GB) Packers, 14-0 (C) Packers, 25-0 (C)	1941—Bears, 25-17 (GB) Packers, 16-14 (C) **Bears, 33-14 (C)	1954—Bears, 10-3 (GB) Bears, 28-23 (C)
1930—Packers, 7-0 (GB) Packers, 13-12 (C) Bears, 21-0 (C)	1942—Bears, 44-28 (GB) Bears, 38-7 (C)	1955—Packers, 24-3 (GB) Bears, 52-31 (C)
1931—Packers, 7-0 (GB) Packers, 6-2 (C) Bears, 7-6 (C)	1943—Tie, 21-21 (GB) Bears, 21-7 (C)	1956—Bears, 37-21 (GB) Bears, 38-14 (C)
1932—Tie, 0-0 (GB) Packers, 2-0 (C) Bears, 9-0 (C)	1944—Packers, 42-28 (GB) Bears, 21-0 (C)	1957—Packers, 21-17 (GB) Bears, 21-14 (C)
1933—Bears, 14-7 (GB) Bears, 10-7 (C) Bears, 7-6 (C)	1945—Packers, 31-21 (GB) Bears, 28-24 (C)	1958—Bears, 34-20 (GB) Bears, 24-10 (C)
	1946—Bears, 30-7 (GB) Bears, 10-7 (C)	1959—Packers, 9-6 (GB) Bears, 28-17 (C)
		1960—Bears, 17-14 (GB) Packers, 41-13 (C)

1961—Packers, 24-0 (GB) Packers, 31-28 (C)	1970—Packers, 20-19 (GB) Bears, 35-17 (C)	1979—Bears, 6-3 (C) Bears, 15-14 (GB)
1962—Packers, 49-0 (GB) Packers, 38-7 (C)	1971—Packers, 17-14 (C) Packers, 31-10 (GB)	1980—Packers, 12-6 (GB) OT Bears, 61-7 (C)
1963—Bears, 10-3 (GB) Bears, 26-7 (C)	1972—Packers, 20-17 (GB) Packers, 23-17 (C)	1981—Packers, 16-9 (C) Packers, 21-17 (GB)
1964—Packers, 23-12 (GB) Packers, 17-3 (C)	1973—Bears, 31-17 (GB) Packers, 21-0 (C)	1983—Packers, 31-28 (GB) Bears, 23-21 (C)
1965—Packers, 23-14 (GB) Bears, 31-10 (C)	1974—Bears, 10-9 (C) Packers, 20-3 (Mil)	1984—Bears, 9-7 (GB) Packers, 20-14 (C)
1966—Packers, 17-0 (C) Packers, 13-6 (GB)	1975—Bears, 27-14 (C) Packers, 28-7 (GB)	1985—Bears, 23-7 (C) Bears, 16-10 (GB)
1967—Packers, 13-10 (GB) Packers, 17-13 (C)	1976—Bears, 24-13 (C) Bears, 16-10 (GB)	1986—Bears, 25-12 (GB) Bears, 12-10 (C)
1968—Bears, 13-10 (GB) Packers, 28-27 (C)	1977—Bears, 26-0 (GB) Bears, 21-10 (C)	1987—Bears, 26-24 (GB) Bears, 23-10 (C)
1969—Packers, 17-0 (GB) Packers, 21-3 (C)	1978—Packers, 24-14 (GB) Bears, 14-0 (C)	

<b>Bears vs. Houston Oilers</b>	<b>W-2 L-2</b>	<b>Points—Oilers 78, Bears 61</b>
1973—Bears, 35-14 (C)	1980—Oilers, 10-6 (C)	1986—Bears, 20-7 (H)
1977—Oilers, 47-0 (H)		

<b>Bears vs. Indianapolis Colts</b>	<b>W-14 L-21</b>	<b>Points—Colts 740, Bears 694</b>
1953—Colts, 13-9 (B) Colts, 16-14 (C)	1959—Bears, 26-21 (B) Colts, 21-7 (C)	1965—Colts, 26-21 (C) Bears, 13-0 (B)
1954—Bears, 28-9 (C) Bears, 28-13 (B)	1960—Colts, 42-7 (B) Colts, 24-40 (C)	1966—Bears, 27-17 (C) Colts, 21-16 (B)
1955—Colts, 23-17 (B) Bears, 38-10 (C)	1961—Bears, 24-10 (C) Bears, 21-20 (B)	1967—Colts, 24-3 (C) 1968—Colts, 28-7 (B)
1956—Colts, 28-21 (B) Bears, 58-27 (C)	1962—Bears, 35-15 (C) Bears, 57-0 (B)	1969—Colts, 24-21 (C) 1970—Colts, 21-20 (B)
1957—Colts, 21-10 (B) Colts, 29-14 (C)	1963—Bears, 10-3 (C) Bears, 17-7 (B)	1975—Colts, 35-7 (C) 1983—Colts, 22-19 (B) OT
1958—Colts, 51-38 (B) Colts, 17-0 (C)	1964—Colts, 52-0 (B) Colts, 40-24 (C)	1985—Bears, 17-10 (C)

<b>Bears vs. Kansas City Chiefs</b>	<b>W-3 L-1</b>	<b>Points—Chiefs 87, Bears 82</b>
1973—Chiefs, 19-7 (KC)	1981—Bears, 16-13 (KC) OT	1987—Bears, 31-28 (C)
1977—Bears, 28-27 (KC)		

<b>Bears vs. LA Raiders</b>	<b>W-3 L-3</b>	<b>Points—Bears 113, Raiders 96</b>
1972—Raiders, 28-21 (O)	1978—Raiders, 25-19 (C) OT	1984—Bears, 17-6 (C)
1976—Raiders, 28-27 (C)	1981—Bears, 23-6 (O)	1987—Bears, 6-3 (LA)

<b>Bears vs. LA Rams</b>	<b>W-43 L-28 T-3</b>	<b>Points—Bears 1,741, Rams 1,521</b>
1937—Bears, 20-2 (Clev) Bears, 15-7 (C)	1941—Bears, 48-21 (Clev) Bears, 31-13 (C)	1947—Bears, 41-21 (LA) Rams, 17-14 (C)
1938—Rams, 14-7 (C) Rams, 23-21 (Clev)	1942—Bears, 21-7 (Clev) Bears, 47-0 (C)	1948—Bears, 42-21 (C) Bears, 21-6 (LA)
1939—Bears, 30-21 (Clev) Bears, 35-21 (C)	1944—Rams, 19-7 (Clev) Bears, 28-21 (C)	1949—Rams, 31-16 (C) Rams, 27-24 (LA)
1940—Bears, 21-14 (Clev) Bears, 47-25 (C)	1945—ams, 17-0 (Clev) Rams, 41-21 (C)	** <i>Conference Playoff</i> ** <i>NFC Championship</i>
	1946—Tie, 28-28 (C) Bears, 27-21 (LA)	

1950—Bears, 24-20 (LA)  
 Bears 24-14 (C)  
 \* Rams, 24-14 (LA)  
 1951—Rams, 42-17 (C)  
 1952—Rams, 31-7 (LA)  
 Rams, 40-24 (C)  
 1953—Rams, 38-24 (LA)  
 Bears, 24-21 (C)  
 1954—Rams, 42-38 (LA)  
 Bears, 24-13 (C)  
 1955—Bears, 31-20 (LA)  
 Bears, 24-3 (C)  
 1956—Bears, 35-24 (LA)  
 Bears, 30-21 (C)  
 1957—Bears, 34-26 (C)  
 Bears, 16-10 (LA)  
 1958—Bears, 31-10 (C)  
 Rams, 41-35 (LA)

1959—Rams, 28-21 (C)  
 Bears, 26-21 (LA)  
 1960—Bears, 34-27 (C)  
 Tie, 24-24 (LA)  
 1961—Bears, 21-17 (LA)  
 Bears, 28-24 (C)  
 1962—Bears, 27-23 (LA)  
 Bears, 30-14 (C)  
 1963—Bears, 52-14 (LA)  
 Bears, 6-0 (C)  
 1964—Bears, 38-17 (C)  
 Bears, 34-24 (LA)  
 1965—Rams, 30-28 (LA)  
 Bears, 31-6 (C)  
 1966—Rams, 31-17 (LA)  
 Bears, 17-10 (C)  
 1967—Rams, 28-17 (C)  
 1968—Bears, 17-16 (LA)

1969—Rams, 9-7 (C)  
 1971—Rams, 17-3 (LA)  
 1972—Tie, 13-13 (C)  
 1973—Rams, 26-0 (C)  
 1975—Rams, 38-10 (LA)  
 1976—Rams, 20-12 (LA)  
 1977—Bears, 24-23 (C)  
 1979—Bears, 27-23 (C)  
 1981—Rams, 24-7 (C)  
 1982—Bears, 34-26 (LA)  
 1983—Rams, 21-14 (LA)  
 1984—Rams, 29-13 (LA)  
 1985—\* Bears, 24-0 (C)  
 1986—Rams, 20-17 (C)

<b>Bears vs. Miami Dolphins</b>	<b>W-0 L-4</b>	<b>Points—Dolphins 149, Bears 56</b>
---------------------------------	----------------	--------------------------------------

1971—Dolphins, 34-3 (M)	1979—Dolphins—31-16 (M)	1985—Dolphins 38-24 (M)
1975—Dolphins, 46-13 (C)		

<b>Bears vs. Minnesota Vikings</b>	<b>W-25 L-26 T-2</b>	<b>Points—Vikings 1,041, Bears 958</b>
------------------------------------	----------------------	--

1961—Vikings, 37-13 (M) Bears, 52-35 (C)	1970—Vikings 24-0 (C) Vikings, 16-13 (M)	1979—Bears, 26-7 (C) Vikings, 30-27 (M)
1962—Bears, 13-0 (M) Bears, 31-30 (C)	1971—Bears, 20-17 (M) Vikings, 27-10 (C)	1980—Vikings, 34-14 (C) Vikings, 13-7 (M)
1963—Bears, 28-7 (M) Tie 17-17 (C)	1972—Bears, 13-10 (C) Vikings, 23-10 (M)	1981—Vikings, 24-21 (M) Bears, 10-9 (C)
1964—Bears, 342-8 (M) Vikings, 41-14 (C)	1973—Vikings, 22-13 (C) Vikings, 31-13 (M)	1982—Vikings, 35-7 (M) 1983—Vikings, 23-14 (C) Bears 19-13 (M)
1965—Bears, 45-37 (M) Vikings, 24-17 (C)	1974—Vikings, 11-7 (M) Vikings, 17-0 (C)	1984—Bears, 16-7 (C) Bears 34-3 (M)
1966—Bears, 13-10 (M) Bears, 41-28 (C)	1975—Vikings, 28-3 (M) Vikings, 13-9 (C)	1985—Bears, 33-24 (M) Bears, 27-9 (C)
1967—Bears, 17-7 (M) Tie, 10-10 (C)	1976—Vikings, 20-19 (M) Bears, 14-13 (C)	1986—Bears, 23-0 (C) Vikings, 23-7 (M)
1968—Bears, 27-17 (M) Bears, 26-24 (C)	1977—Vikings, 22-16 (M) OT Bears, 10-7 (C)	1987—Bears, 27-7 (C) Bears, 30-24 (M)
1969—Vikings, 31-0 (C) Vikings, 31-14 (M)	1978—Vikings, 24-20 (C) Vikings, 17-14 (M)	

<b>Bears vs. New England Patriots</b>	<b>W-3 L-2</b>	<b>Points—Bears 109, Patriots 70</b>
---------------------------------------	----------------	--------------------------------------

1973—Patriots, 13-10 (C)	1982—Bears, 26-13 (C)	1985—Bears, 20-7 (C) *Bears, 46-10 (N. Orleans)
1979—Patriots, 27-7 (C)		

\*Super Bowl

<b>Bears vs. New Orleans Saints</b>	<b>W-7 L-5</b>	<b>Points—Bears 278, Saints 197</b>
-------------------------------------	----------------	-------------------------------------

1968—Bears, 23-17 (NO)	1974—Bears, 24-10 (C)	1982—Saints, 10-0 (C)
1970—Bears 24-3 (NO)	1975—Bears, 42-17 (NO)	1983—Saints, 34-31 (NO) OT
1971—Bears, 35-14 (C)	1977—Saints, 42-24 (C)	1984—Bears, 20-7 (C)
1973—Saints, 21-16 (NO)	1980—Bears, 22-3 (C)	1987—Saints, 19-17 (C)

<b>Bears vs. N.Y. Giants</b>	<b>W-26 L-46 T-2</b>	<b>Points—Bears 792, Giants 593</b>
1925—Bears, 19-7 (NY) Giants, 9-0 (C)	1933—Bears, 14-10 (C) Giants, 3-0 (NY) *Bears, 23-21 (C)	1948—Bears, 35-14 (C) 1949—Giants, 35-28 (NY) 1956—Tie, 17-17 (NY) *Giants, 47-7 (NY)
1926—Bears, 7-0 (C)	1934—Bears, 27-7 (C) Bears, 10-9 (NY) *Giants, 30-13 (NY)	1962—Giants, 26-24 (C) 1963—*Bears, 14-10 (C) 1965—Bears, 35-14 (NY) 1967—Bears, 34-7 (C)
1927—Giants, 13-7 (NY)	1935—Bears, 20-3 (NY) Giants, 3-0 (C)	1969—Giants, 28-24 (NY) 1970—Bears, 24-16 (NY) 1974—Bears, 16-13 (C) 1977—Bears, 12-9 (NY) OT
1928—Bears, 13-0 (C)	1936—Bears, 25-7 (NY) 1937—Tie, 3-3 (NY)	1985—**Bears, 21-0 (C) 1987—Bears, 34-19 (C)
1929—Giants, 26-14 (C) Giants, 34-0 (NY) Giants, 14-9 (C)	1939—Giants, 16-13 (NY) 1940—Bears, 37-21 (NY) 1941—*Bears, 37-9 (C) 1942—Bears, 26-7 (NY) 1943—Bears, 56-7 (NY) 1946—Giants, 14-0 (NY) *Bears, 24-14 (NY)	
1930—Giants, 12-0 (C) Bears, 12-0 (NY)		
1931—Bears, 6-0 (C) Bears, 12-6 (NY) Giants, 25-6 (C)		
1932—Bears, 28-8 (NY) Bears, 6-0 (C)		
*NFL Championship **NFC Divisional Playoff		

<b>Bears vs. N.Y. Jets</b>	<b>W-2 L-1</b>	<b>Points—Bears 63, Jets 42</b>
1974—Jets, 23-21 (C)	1979—Bears, 23-13 (C)	1985—Bears, 19-6 (NY)

<b>Bears vs. Philadelphia Eagles</b>	<b>W-21 L-4 T-1</b>	<b>Points—Bears 570, Eagles 283</b>
1933—Tie, 3-3 (P)	1946—Bears, 21-14 (C)	1972—Bears, 21-12 (P)
1935—Bears, 39-0 (P)	1947—Bears, 40-7 (C)	1975—Bears, 15-13 (C)
1936—Bears, 17-0 (P) Bears, 28-7 (P)	1948—Eagles, 12-7 (P) 1949—Bears, 38-21 (C)	1979—*Eagles, 27-17 (P) 1980—Eagles, 17-14 (P)
1938—Bears, 28-6 (P)	1955—Bears, 17-10 (C)	1983—Bears, 7-6 (P) Bears, 17-14 (C)
1939—Bears, 27-14 (C)	1961—Eagles, 16-14 (P)	1987—Bears, 35-3, (P)
1941—Bears, 49-14 (P)	1963—Bears, 16-7 (C)	
1942—Bears, 45-14 (C)	1968—Bears, 29-16 (P)	
1944—Bears, 28-7 (P)	1970—Bears, 20-16 (C)	
*NFC First Round Playoff		

<b>Bears vs. Pittsburgh Steelers</b>	<b>W-14 L-4 T-1</b>	<b>Points—Bears 425, Steelers 271</b>
1934—Bears, 28-0 (P)	1945—Bears, 28-7 (P)	1969—Bears, 38-7 (C)
1935—Bears, 23-7 (P)	1947—Bears, 49-7 (C)	1971—Bears, 17-15 (C)
1936—Bears, 27-9 (P) Bears, 26-6 (C)	1949—Bears, 30-21 (C) 1958—Steelers, 24-10 (P)	1975—Steelers, 34-3 (P) 1980—Steelers, 38-3 (P)
1937—Bears, 7-0 (P)	1959—Bears, 27-21 (C)	1986—Bears, 13-10 (C) OT
1939—Bears, 32-0 (P)	1963—Tie, 17-17 (P)	
1941—Bears, 34-7 (C)	1967—Steelers, 41-13 (P)	

<b>Bears vs. San Diego Chargers</b>	<b>W-4 L-1</b>	<b>Points—Chargers 125, Bears 62</b>
1970—Chargers, 20-7 (C)	1978—Chargers, 40-7 (SD)	
1974—Chargers, 28-21 (SD)	1981—Bears, 20-17 (C) OT	1984—Chargers, 20-7 (SD)

<b>Bears vs. San Francisco 49ers</b>			<b>W-24</b>	<b>L-24</b>	<b>T-1</b>	<b>Points—49ers 1,084, Bears 1,039</b>
1950—Bears, 32-20 (SF)		1959—49ers, 20-17 (SF)				1967—Bears, 28-14 (SF)
Bears, 17-0 (C)		Bears, 14-3 (C)				1968—Bears, 27-19 (C)
1951—Bears, 13-7 (C)		1960—Bears, 27-10 (C)				1969—49ers, 42-21 (SF)
1952—49ers, 40-16 (C)		49ers, 25-7 (SF)				1970—49ers, 37-16 (C)
Bears, 20-17 (SF)		1961—Bears, 31-0 (C)				1971—49ers, 13-0 (SF)
1953—49ers, 35-28 (C)		49ers, 41-31 (SF)				1972—49ers, 34-21 (C)
49ers, 24-14 (SF)		1962—Bears, 30-14 (SF)				1974—49ers, 34-0 (C)
1954—49ers, 31-24 (C)		49ers, 34-27 (C)				1975—49ers, 31-3 (SF)
Bears, 31-27 (SF)		1963—49ers, 20-14 (SF)				1976—Bears, 19-12 (SF)
1955—49ers, 20-19 (C)		Bears, 27-7 (C)				1978—Bears, 16-13 (SF)
Bears, 34-23 (SF)		1964—49ers, 31-21 (SF)				1979—Bears, 28-27 (SF)
1956—Bears, 31-7 (C)		Bears, 23-21 (C)				1981—49ers, 28-17 (SF)
Bears, 38-21 (SF)		1965—49ers, 52-24 (SF)				1983—Bears, 13-3 (C)
1957—49ers, 21-17 (C)		Bears, 61-20 (C)				1984—*49ers, 23-0 (SF)
49ers, 21-17 (SF)		1966—Tie 30-30 (C)				1985—Bears, 26-10 (SF)
1958—Bears, 28-6 (C)		49ers, 41-14 (SF)				1987—49ers, 41-0 (SF)
Bears, 27-14 (SF)						

\*NFC Championship

<b>Bears vs. Seattle Seahawks</b>			<b>W-1</b>	<b>L-4</b>	<b>Points—Seahawks, 130, Bears, 107</b>
1976—Bears, 34-7 (S)		1982—Seahawks, 20-14 (S)			1987—Seahawks, 34-21 (C)
1978—Seahawks, 31-29 (C)		1984—Seahawks, 38-9 (S)			

<b>Bears vs. Tampa Bay Buccaneers</b>			<b>W-16</b>	<b>L-4</b>	<b>Points—Bears, 473, Bucs 255</b>
1977—Bears, 10-0 (TB)		1981—Bears, 28-17 (C)			1985—Bears, 38-28 (C)
1978—Buccaneers, 33-19 (TB)		Buccaneers, 20-10 (TB)			Bears, 27-19 (TB)
Bears, 14-3 (C)		1982—Buccaneers, 26-23 (TB)			OT1986—Bears, 23-3 (TB)
1979—Buccaneers, 17-13 (C)		1983—Bears, 17-10 (C)			Bears, 48-14 (C)
Bears, 14-0 (TB)		Bears, 27-0 (TB)			1987—Bears, 20-3 (C)
1980—Bears, 23-0 (C)		1984—Bears, 34-14 (C)			Bears, 27-26 (TB)
Bears, 14-13 (TB)		Bears, 44-9 (TB)			

<b>Bears vs. *Washington Redskins</b>			<b>W-20</b>	<b>L-13</b>	<b>T-1</b>	<b>Points—Bears 797, Redskins 551</b>
1932—Tie 7-7 (B)		1942—*Redskins, 14-6 (W)				1964—Redskins, 27-20 (W)
1933—Bears, 7-0 (C)		1943—Redskins, 21-7 (W)				1968—Redskins, 38-28 (C)
Redskins, 10-0 (C)		*Bears, 41-21 (C)				1971—Bears, 16-15 (C)
1934—Bears, 21-0 (B)		1945—Redskins, 28-21 (W)				1974—Redskins, 42-0 (W)
1935—Bears, 30-14 (B)		1946—Bears, 24-20 (C)				1976—Bears, 33-7 (C)
1936—Bears, 26-0 (B)		1947—Bears, 56-20 (W)				1978—Bears, 14-10 (W)
1937—*Redskins, 28-21 (C)		1948—Bears, 48-13 (C)				1980—Bears, 35-21 (C)
1938—Bears, 31-7 (C)		1949—Bears, 31-21 (W)				1981—Redskins, 24-7 (C)
1940—Redskins, 7-3 (W)		1951—Bears, 27-0 (W)				1984—**Bears, 23-19 (W)
*Bears 73-0 (W)		1953—Bears, 27-24 (W)				1985—Bears, 45-10 (C)
1941—Bears, 35-21 (C)		1957—Redskins, 14-3 (C)				1986—***Redskins, 27-13 (C)
						1987—***Redskins, 21-17 (C)

\*\*NFL Championship

\*\*\*NFC Divisional Playoff

## STADIUM CODES

A	Atlanta Fulton Co. Stadium
AK	Akron Rubber Bowl
AN	Anaheim Stadium
BF	Rich Stadium, Buffalo
BK	Baker Bowl, Philadelphia
BL	Memorial Stadium, Baltimore
BO	Fenway Park, Boston
BR	Ebbets Field, Brooklyn
CI	Riverfront Stadium, Cincinnati
CL	Memorial Stadium, Cleveland
CM	Comiskey Park, Chicago
CR	Crosley Field, Cincinnati
CS	Chicago Stadium
D	Briggs Stadium, Detroit
DA	Cotton Bowl, Dallas
DC	DC Stadium (RFK Stadium), Washington D.C.
DN	Mile High Stadium, Denver
DS	Dyche Stadium, Northwestern Univ.
FB	Forbes Field, Philadelphia
FR	Franklin Field, Univ. of Penn
GB	City Stadium, Green Bay
H	Astrodome, Houston
HG	Hagemeister Park, Green Bay
KC	Arrowhead Stadium, Kansas City
KZ	Kezar Stadium, San Francisco
LA	Memorial Coliseum, Los Angeles
LM	Lambeau Field, Green Bay
M	Metrodome, Minneapolis
MI	Orange Bowl, Miami
ML	Milwaukee County Stadium
MN	Metropolitan Stadium, Minneapolis
MP	Mills Park, Chicago
NJ	Meadowlands, East Rutherford, NJ
NO	Superdome, New Orleans
NP	Normal Park, Chicago
NY	Yankee Stadium, New York
O	Oakland-Alameda Co. Coliseum
P	Pontiac Silverdome
PG	Polo Grounds, New York
PH	Municipal Stadium, Philadelphia
PI	Forbes Field, Pittsburgh
PO	Portsmouth, OH
RK	Rock Island, IL
S	Soldier Field, Chicago
SD	San Diego Jack Murphy Stadium
SE	Seattle Kingdome
SF	Candlestick Park, San Francisco
SH	Shibe Park, Philadelphia
SI	Staten Island, NY
SL	Busch Stadium, St. Louis
TB	Tampa Stadium
TL	Tulane Stadium, New Orleans
TR	Three Rivers Stadium, Pittsburgh
TX	Texas Stadium, Irving, TX
UD	University of Detroit Stadium
V	Veterans Stadium, Philadelphia
W	Wrigley Field, Chicago
WA	Griffith Stadium, Washington D.C.

## BEARS ALL-TIME RESULTS

### 1920 (10-1-2, .909)

<b>George S. Halas,</b>		
<b>Ed Sternaman — Coaches</b>		
<b>Bears</b>	<b>Opp.</b>	
Moline	20	0
Kewanee	27	0
Rock Island Independents	10	0
Chicago Tigers	10	0
Rockford	29	0
Champaign	20	0
Hammond	28	0
Rock Island Independents	0	0
Minneapolis Marines	3	0
Chicago Tigers	6	0
Chicago Cardinals	(NPI) 6	7
Chicago Cardinals	(W) 10	0
Akron Indians	0	0
	166	7

### 1921 (10-1-1, .909)

<b>George S. Halas,</b>		
<b>Ed Sternaman — Coaches</b>		
<b>Bears</b>	<b>Opp.</b>	
Waukegan	35	0
Rock Island Independents	14	0
Rochester Jeffersons	16	13
Dayton Triangles	7	0
Detroit Herolds	20	9
Rock Island Independents	3	0
Cleveland Tigers	22	7
Buffalo All-Stars	6	7
Green Bay Packers	(W) 20	0
Buffalo All-Stars	10	7
Canton Bulldogs	10	0
Chicago Cardinals	(W) 0	0
	163	43

### 1922 (9-3, .750)

<b>George S. Halas,</b>		
<b>Ed Sternaman — Coaches</b>		
<b>Bears</b>	<b>Opp.</b>	
Racine Legion	6	0
Rock Island Independents	10	6
Rochester Jeffersons	7	0
Buffalo All-Americans	7	0
Canton Bulldogs	6	7
Dayton Triangles	9	0
Thorpe's Indians	31	6
Rock Island Independents	3	0
Akron Indians	20	10
Chicago Cardinals	(CM) 0	6
Toledo Maroons	22	0
Chicago Cardinals	(CM) 0	9
	123	44

### 1923 (9-2-1, .818)

<b>George S. Halas,</b>		
<b>Ed Sternaman — Coaches</b>		
<b>Bears</b>	<b>Opp.</b>	
Rock Island Independents	0	3
Racine Horlicks	3	0
Green Bay Packers	(GB) 3	0
Buffalo All-Americans	18	3
Canton Bulldogs	0	6
Orange Indians	26	0
Akron Indians	20	6
Rock Island Independents	7	3
Hammond Pros	14	7
Chicago Cardinals	(CM) 3	0
Rock Island Independents	29	7
Milwaukee Badgers	7	7
	130	42

### 1924 (6-1-4, .857)

<b>George S. Halas,</b>		
<b>Ed Sternaman — Coaches</b>		
<b>Bears</b>	<b>Opp.</b>	
Rock Island Independents	(RK) 0	0
Racine Legion	(W) 10	10
Chicago Cardinals	(W) 6	0
Frankford Yellowjackets	(W) 33	4
Rock Island Independents	(W) 3	3
Columbus Tigers	(W) 12	6
Racine Legion	(W) 3	3
Green Bay Packers	(W) 3	0
Chicago Cardinals	(CM) 21	0
Milwaukee Badgers	(W) 31	14
Frankford Yellowjackets	(W) 13	10
	135	49

### 1925 (9-5-3, .643)

<b>George S. Halas,</b>		
<b>Ed Sternaman — Coaches</b>		
<b>Bears</b>	<b>Opp.</b>	
Rock Island Independents		0
Green Bay Packers	(GB) 10	14
Detroit Panthers		0
Hammond Pros		28
Cleveland Bulldogs		7
Chicago Cardinals	(CM) 0	9
Rock Island Independents		6
Frankford Yellowjackets		19
Detroit Panthers		14
Green Bay Packers	(W) 21	0
Chicago Cardinals	(W) 0	0
Columbus Tigers		14
Frankford Yellowjackets		14
New York Giants	(PG) 19	7
Providence Steam Roller		6
Detroit Panthers		0
New York Giants	(W) 0	21
	158	96

### 1926 (12-1-3, .923)

<b>George S. Halas,</b>		
<b>Ed Sternaman — Coaches</b>		
<b>Bears</b>	<b>Opp.</b>	
Milwaukee Badgers		10
Green Bay Packers	(GB) 6	6
Detroit Panthers		10
New York Giants	(W) 7	0
Chicago Cardinals	(W) 16	0
Duluth Eskimos		24
Akron Indians		17
Louisville Colonels		34
Chicago Cardinals	(S) 10	0
Milwaukee Badgers		10
Green Bay Packers	(W) 19	13
Chicago Cardinals	(W) 0	0
Canton Bulldogs		35
Frankford Yellowjackets		8
Pottsville Maroons		9
Pottsville Maroons		1
Green Bay Packers	(W) 1	1
	216	63

### 1927 (9-3-2, .750)

<b>George S. Halas,</b>		
<b>Ed Sternaman — Coaches</b>		
<b>Bears</b>	<b>Opp.</b>	
Chicago Cardinals	(NPI) 10	0
Green Bay Packers	(GB) 7	6
New York Yankees		12
Cleveland Bulldogs		14
Dayton Triangles		14
New York Yankees		6
Frankford Yellowjackets		0
Providence Steam Roller		0
Pottsville Maroons		30
Green Bay Packers	(W) 14	6
New York Giants	(PG) 7	13
Chicago Cardinals	(W) 0	3
Frankford Yellowjackets		9
Duluth Eskimos		27
	150	84

**1928 (7-5-1, .636)**

George S. Halas, Ed Sternam — Coaches		Bears	Opp.
Chicago Cardinals	(NP)	15	0
Green Bay Packers	(CB)	12	12
Minneapolis Marines	(W)	12	6
New York Giants	(W)	11	0
Green Bay Packers	(W)	6	10
Detroit Wolverines	(W)	0	6
New York Yankees	(W)	27	0
Dayton Triangles	(W)	27	0
Pittsville Maroons	(W)	13	6
Chicago Cardinals	(W)	0	34
Frankford Yellowjackets	(W)	28	6
Green Bay Packers	(W)	0	6
Frankford Yellowjackets	(W)	0	18
		153	111

**1929 (4-9-2, .308)**

George S. Halas, Ed Sternam — Coaches		Bears	Opp.
Minneapolis Marines	(W)	19	6
Green Bay Packers	(CB)	0	23
Minneapolis Marines	(W)	7	6
Buffalo Bisons	(W)	16	0
Chicago Cardinals	(W)	0	0
Minneapolis Redjackets	(W)	27	0
New York Giants	(W)	14	26
Green Bay Packers	(W)	0	14
Frankford Yellowjackets	(PG)	14	20
New York Giants	(PG)	0	34
Buffalo Bisons	(W)	7	19
Chicago Cardinals	(CM)	6	40
Frankford Yellowjackets	(W)	0	0
Green Bay Packers	(W)	0	25
New York Giants	(W)	9	14
		119	227

**1930 (9-4-1, .692)**

Ralph Jones — Coach		Bears	Opp.
Brooklyn Dodgers	(MP)	0	0
Green Bay Packers	(CB)	0	7
Minneapolis Redjackets	(W)	20	0
New York Giants	(W)	0	12
Chicago Cardinals	(CM)	52	6
Portsmouth Spartans	(W)	6	7
Frankford Yellowjackets	(W)	13	7
Minneapolis Redjackets	(W)	20	7
Green Bay Packers	(W)	12	13
New York Giants	(PG)	12	0
Chicago Cardinals	(W)	6	0
Portsmouth Spartans	(W)	14	6
Green Bay Packers	(W)	21	0
Chicago Cardinals	(W)	9	7
		163	72

**1931 (8-5, .615)**

Ralph Jones — Coach		Bears	Opp.
Cleveland Indians	(W)	21	0
Green Bay Packers	(CB)	0	7
New York Giants	(W)	6	0
Chicago Cardinals	(W)	26	13
Frankford Yellowjackets	(W)	12	11
Green Bay Packers	(W)	2	6
Portsmouth Spartans	(W)	0	6
New York Giants	(PG)	12	6
Brooklyn Dodgers	(W)	26	0
Chicago Cardinals	(W)	16	7
Portsmouth Spartans	(W)	0	1
New York Giants	(W)	8	25
Green Bay Packers	(W)	2	6
		147	92

**1932 (7-1-6, .875)**

Ralph Jones — Coach		Bears	Opp.
S 25 Green Bay Packers	(CB)	0	0
O 2 Staten Island Stapletons	(W)	0	0
O 9 Chicago Cardinals	(W)	0	0
O 18 Green Bay Packers	(W)	0	2
O 28 Staten Island Stapletons	(PG)	27	7
O 30 Boston Redskins	(W)	7	7
N 4 New York Giants	(PG)	28	8
N 13 Portsmouth Spartans	(W)	11	13
N 26 Brooklyn Dodgers	(W)	20	0
N 24 Chicago Cardinals	(W)	34	0
N 29 Portsmouth Spartans	(W)	7	7
D 4 New York Giants	(W)	6	0
D 11 Green Bay Packers	(W)	9	0
		151	44
NFL CHAMPIONSHIP			
D 18 Portsmouth Spartans	(CS)	9	0
Played on 80-yard field in Chicago Stadium			

**1933 (10-2-1, .833)**

George S. Halas — Coach		Bears	Opp.
S 24 Green Bay Packers	(CB)	14	7
O 1 Boston Redskins	(S)	7	0
O 8 Brooklyn Dodgers	(BR)	10	0
O 15 Chicago Cardinals	(W)	12	9
O 22 Green Bay Packers	(W)	10	7
O 29 New York Giants	(W)	14	10
N 5 Boston Redskins	(BO)	0	10
N 12 Philadelphia Eagles	(BK)	3	3
N 19 New York Giants	(PG)	0	3
N 26 Portsmouth Spartans	(W)	17	14
N 30 Chicago Cardinals	(W)	22	6
D 1 Portsmouth Spartans	(PO)	17	7
D 10 Green Bay Packers	(W)	7	6
		133	82
NFL CHAMPIONSHIP			
D 17 New York Giants	(W)	23	21

**1934 (13-0, 1.000)**

George S. Halas — Coach		Bears	Opp.
S 23 Green Bay Packers	(CB)	24	10
S 30 Cincinnati Reds	(CR)	21	3
O 7 Brooklyn Dodgers	(BR)	21	7
O 10 Pittsburgh Pirates	(PI)	28	0
O 14 Chicago Cardinals	(W)	20	0
O 21 Cincinnati Reds	(W)	41	7
O 28 Green Bay Packers	(W)	27	14
N 4 New York Giants	(W)	27	7
N 11 Boston Redskins	(BO)	21	0
N 18 New York Giants	(PG)	10	9
N 25 Chicago Cardinals	(W)	17	6
N 29 Detroit Lions	(LD)	19	16
D 2 Detroit Lions	(W)	10	7
		286	86
NFL CHAMPIONSHIP			
D 9 New York Giants	(PG)	13	10

**1935 (6-4-2, .600)**

George S. Halas — Coach		Bears	Opp.
S 22 Green Bay Packers	(CB)	0	7
S 29 Pittsburgh Pirates	(PI)	23	7
O 11 Philadelphia Eagles	(BK)	39	0
O 20 Brooklyn Dodgers	(W)	24	14
O 27 Green Bay Packers	(W)	14	17
N 1 New York Giants	(PG)	20	3
N 10 Boston Redskins	(BO)	10	14
N 17 New York Giants	(W)	0	1
N 24 Detroit Lions	(LD)	20	20
N 28 Detroit Lions	(LD)	2	14
D 1 Chicago Cardinals	(W)	7	7
D 8 Chicago Cardinals	(W)	11	0
		192	106

**1936 (9-3, .750)**

George S. Halas — Coach		Bears	Opp.
S 20 Green Bay Packers	(CB)	30	1
S 27 Philadelphia Eagles	(PH)	17	0
O 4 Pittsburgh Pirates	(PI)	27	9
O 11 Chicago Cardinals	(W)	7	1
O 18 Pittsburgh Pirates	(W)	26	7
O 25 Detroit Lions	(W)	12	10
N 1 Green Bay Packers	(W)	10	21
N 8 New York Giants	(PG)	23	7
N 15 Boston Redskins	(BO)	26	0
N 22 Philadelphia Eagles	(PH)	28	7
N 26 Detroit Lions	(LD)	7	11
N 29 Chicago Cardinals	(W)	7	14
		222	94

**1937 (9-1-1, .900)**

George S. Halas — Coach		Bears	Opp.
S 19 Green Bay Packers	(CB)	14	2
O 4 Pittsburgh Steelers	(PI)	7	0
O 10 Cleveland Rams	(CL)	20	2
O 17 Chicago Cardinals	(W)	16	7
O 24 Detroit Lions	(W)	28	20
O 31 New York Giants	(PG)	3	3
N 7 Green Bay Packers	(W)	14	24
N 14 Brooklyn Dodgers	(W)	29	7
N 25 Detroit Lions	(LD)	13	0
N 28 Cleveland Rams	(W)	15	7
D 5 Chicago Cardinals	(W)	42	28
		201	100
NFL CHAMPIONSHIP			
D 12 Washington Redskins	(W)	21	28

**1938 (6-5, .545)**

George S. Halas — Coach		Bears	Opp.
S 11 Chicago Cardinals	(S)	16	11
S 18 Green Bay Packers	(CB)	2	0
O 2 Philadelphia Eagles	(PH)	28	6
O 9 Cleveland Rams	(CL)	7	14
O 16 Chicago Cardinals	(W)	34	28
O 21 Cleveland Rams	(W)	21	23
O 26 Detroit Lions	(W)	7	11
N 6 Green Bay Packers	(W)	17	24
N 13 Washington Redskins	(W)	11	7
N 20 Brooklyn Dodgers	(BR)	24	6
N 24 Detroit Lions	(D)	7	14
		194	148

**1939 (8-3, .727)**

George S. Halas — Coach		Bears	Opp.
S 15 Cleveland Rams	(S)	30	21
S 24 Green Bay Packers	(CB)	16	21
O 2 Pittsburgh Steelers	(PI)	32	0
O 8 Cleveland Rams	(CL)	35	21
O 15 Chicago Cardinals	(W)	44	7
O 22 New York Giants	(PG)	13	16
O 29 Detroit Lions	(W)	0	10
N 3 Green Bay Packers	(W)	30	27
N 12 Detroit Lions	(D)	23	11
N 19 Philadelphia Eagles	(W)	27	14
N 26 Chicago Cardinals	(W)	48	7
		298	157



1940 (8-3, .727)

George S. Halas — Coach		Bears	Opp.
G 22 Green Bay Packers	GB	17	0
A 25 Chicago Cardinals	CM	8	23
O 6 Cleveland Rams	CL	21	14
D 13 Detroit Lions	W	9	0
O 20 Brooklyn Dodgers	W	16	0
O 27 New York Giants	NY	17	29
N 3 Green Bay Packers	W	14	0
N 10 Detroit Lions	D	14	0
N 17 Washington Redskins	WA	3	0
N 24 Cleveland Rams	W	47	25
O 31 Chicago Cardinals	W	11	31
		218	152

NFL CHAMPIONSHIP

O 31 Washington Redskins	WA	71	0
--------------------------	----	----	---

1941 (10-1, .909)

George S. Halas — Coach		Bears	Opp.
G 28 Green Bay Packers	GB	25	17
O 5 Cincinnati Reds	CL	40	29
O 12 Chicago Cardinals	W	31	0
O 19 Detroit Lions	W	29	0
O 26 Pittsburgh Steelers	W	32	0
N 2 Green Bay Packers	W	12	16
N 9 Cleveland Rams	W	10	31
N 16 Washington Redskins	W	15	21
N 23 Detroit Lions	W	24	0
N 30 Philadelphia Eagles	W	39	14
O 37 Chicago Cardinals	CM	14	24
		196	124

CONFERENCE PLAYOFF

O 14 Green Bay Packers	W	10	14
------------------------	---	----	----

NFL CHAMPIONSHIP

O 21 New York Giants	W	17	0
----------------------	---	----	---

1942 (11-0, 1.000)

George S. Halas — Coach		Bears	Opp.
G 27 Green Bay Packers	GB	34	28
O 4 Cleveland Rams	CL	27	7
O 11 Chicago Cardinals	W	27	14
O 18 New York Giants	W	26	7
O 25 Philadelphia Eagles	W	43	14
N 1 Detroit Lions	W	16	0
N 8 Brooklyn Dodgers	BR	15	0
N 15 Green Bay Packers	W	10	7
N 22 Detroit Lions	D	42	0
N 29 Cleveland Rams	W	47	0
N 36 Chicago Cardinals	CM	21	0
		176	44

NFL CHAMPIONSHIP

O 14 Washington Redskins	WA	8	14
--------------------------	----	---	----

1943 (8-1-1, .889)

Heartley "Hank" Anderson Luke Johnson — Coaches		Bears	Opp.
G 26 Green Bay Packers	GB	27	21
O 3 Detroit Lions	D	27	2
O 10 Chicago Cardinals	W	29	0
O 17 Philadelphia Eagles	W	26	25
O 24 Brooklyn Dodgers	W	14	23
O 31 Detroit Lions	W	15	14
N 7 Green Bay Packers	W	27	0
N 14 New York Giants	NY	26	0
N 21 Washington Redskins	WA	7	27
N 28 Chicago Cardinals	CM	43	24
		163	137

NFL CHAMPIONSHIP

O 14 Washington Redskins	WA	41	21
--------------------------	----	----	----

1944 (6-3-1, .667)

Heartley "Hank" Anderson Luke Johnson — Coaches		Bears	Opp.
G 24 Green Bay Packers	GB	28	42
O 8 Cleveland Rams	CL	7	19
O 15 Cardinal-Pittsburgh	W	14	7
O 22 Detroit Lions	W	27	21
O 29 Cleveland Rams	W	28	21
N 5 Green Bay Packers	W	27	1
N 12 Boston Yanks	W	19	0
N 19 Detroit Lions	W	21	41
N 26 Philadelphia Eagles	PH	20	7
O 31 Cardinal-Pittsburgh	PH	49	0
		258	172

1948 (10-2, .833)

George S. Halas — Coach		Bears	Opp.
G 26 Green Bay Packers	GB	47	2
O 4 Chicago Cardinals	CM	28	17
O 10 Los Angeles Rams	W	42	21
O 17 Detroit Lions	W	28	0
O 24 Philadelphia Eagles	PH	7	12
O 31 New York Giants	W	31	14
N 7 Los Angeles Rams	LA	21	6
N 14 Green Bay Packers	W	9	0
N 21 Boston Yanks	BY	51	7
N 28 Washington Redskins	W	48	11
O 31 Detroit Lions	D	42	11
O 32 Chicago Cardinals	W	27	24
		372	151

1945 (3-7, .300)

Heartley "Hank" Anderson Luke Johnson — Coaches		Bears	Opp.
G 30 Green Bay Packers	GB	23	31
O 7 Cleveland Rams	CL	0	17
O 14 Chicago Cardinals	W	7	16
O 21 Cleveland Rams	W	21	47
O 28 Detroit Lions	D	10	16
N 4 Green Bay Packers	W	28	24
N 11 Detroit Lions	W	26	31
N 18 Washington Redskins	WA	21	28
N 25 Pittsburgh Steelers	W	28	7
O 32 Chicago Cardinals	CM	28	20
		192	243

1949 (9-3, .750)

George S. Halas — Coach		Bears	Opp.
G 25 Green Bay Packers	GB	27	0
O 2 Chicago Cardinals	CM	37	0
O 9 Los Angeles Rams	W	16	11
O 16 Philadelphia Eagles	W	18	21
O 23 New York Giants	NY	28	11
O 30 Los Angeles Rams	LA	24	27
N 5 Green Bay Packers	W	24	1
N 11 Detroit Lions	W	27	24
N 20 Washington Redskins	WA	11	21
N 24 Detroit Lions	D	28	0
O 31 Pittsburgh Steelers	W	10	11
O 37 Chicago Cardinals	W	52	27
		312	218

1946 (8-2-1, .800)

George S. Halas — Coach		Bears	Opp.
G 29 Green Bay Packers	GB	30	7
O 4 Chicago Cardinals	CM	14	27
O 11 Los Angeles Rams	W	28	28
O 18 Philadelphia Eagles	W	23	24
O 25 New York Giants	NY	30	14
N 4 Green Bay Packers	W	10	7
N 10 Los Angeles Rams	LA	27	21
N 17 Washington Redskins	W	24	20
N 24 Detroit Lions	W	42	0
O 31 Chicago Cardinals	W	28	13
O 38 Detroit Lions	D	43	24
		289	191

NFL CHAMPIONSHIP

O 13 New York Giants	NY	24	14
----------------------	----	----	----

1947 (8-4, .667)

George S. Halas — Coach		Bears	Opp.
G 28 Green Bay Packers	GB	20	29
O 7 Chicago Cardinals	CM	7	11
O 14 Philadelphia Eagles	W	41	7
O 21 Detroit Lions	W	33	24
O 28 Washington Redskins	WA	16	20
N 2 Boston Yanks	BY	28	24
N 9 Green Bay Packers	W	20	27
N 16 Los Angeles Rams	LA	41	21
N 23 Pittsburgh Steelers	W	44	0
N 27 Detroit Lions	D	34	12
O 31 Los Angeles Rams	LA	14	18
O 34 Chicago Cardinals	W	27	10
		301	243

1950 (9-3, .750)

George S. Halas — Coach		Bears	Opp.
S 17 Los Angeles Rams	LA	24	20
S 24 San Francisco 49ers	SF	32	20
O 1 Green Bay Packers	GB	27	13
O 8 Chicago Cardinals	W	27	14
O 15 Green Bay Packers	W	28	14
O 22 New York Yanks	NY	27	16
N 5 Detroit Lions	D	35	27
N 12 New York Yanks	W	28	29
N 19 San Francisco 49ers	SF	17	0
N 26 Los Angeles Rams	W	23	14
O 31 Chicago Cardinals	CM	10	20
O 38 Detroit Lions	D	6	6
		279	207

CONFERENCE PLAYOFF

O 37 Los Angeles Rams	LA	14	24
-----------------------	----	----	----

1951 (7-5, .583)

George S. Halas — Coach		Bears	Opp.
S 10 Green Bay Packers	GB	41	20
O 7 Chicago Cardinals	CM	14	28
O 14 New York Yanks	W	24	21
O 21 San Francisco 49ers	SF	12	7
O 28 Detroit Lions	D	28	24
N 2 Washington Redskins	WA	27	10
N 17 Detroit Lions	W	20	43
N 28 Green Bay Packers	W	24	11
N 27 Cleveland Browns	W	27	42
O 2 Los Angeles Rams	LA	17	42
O 9 New York Yanks	NY	43	21
O 16 Chicago Cardinals	W	14	24
		286	281

## 1952 (5-7, .416)

George S. Halas - Coach	Bears	Opp.
S 28 Green Bay Packers	(GB) 24	14
O 7 Chicago Cardinals	(CHI) 10	21
O 12 Dallas Texans	(W) 18	20
O 19 San Francisco 49ers	(W) 16	40
O 26 Los Angeles Rams	(LA) 7	31
N 2 San Francisco 49ers	(SF) 20	17
N 9 Green Bay Packers	(W) 28	41
N 16 Los Angeles Rams	(W) 24	40
N 23 Detroit Lions	(W) 14	23
N 27 Dallas Texans	(W) 11	27
D 7 Detroit Lions	(D) 21	45
O 14 Chicago Cardinals	(W) 10	7
	245	326

## 1956 (9-2-1, .818)

John L. Driscoll - Coach	Bears	Opp.
S 10 Baltimore Colts	(BI) 21	26
O 7 Green Bay Packers	(GB) 17	21
O 14 San Francisco 49ers	(W) 11	7
O 21 Baltimore Colts	(W) 56	27
O 28 San Francisco 49ers	(SF) 18	21
N 4 Los Angeles Rams	(LA) 15	24
N 11 Green Bay Packers	(W) 18	14
N 18 Los Angeles Rams	(W) 30	21
N 25 New York Giants	(NY) 17	17
D 2 Detroit Lions	(D) 10	42
D 9 Chicago Cardinals	(W) 10	1
D 16 Detroit Lions	(W) 18	21
	161	246

## NFL CHAMPIONSHIP

D 10 New York Giants	(NY)	7	47
----------------------	------	---	----

## 1953 (3-8-1, .273)

George S. Halas - Coach	Bears	Opp.
S 27 Baltimore Colts	(BI) 9	11
O 4 Green Bay Packers	(GB) 17	14
O 11 Baltimore Colts	(W) 14	16
O 18 San Francisco 49ers	(W) 28	17
O 25 Los Angeles Rams	(LA) 24	20
N 1 San Francisco 49ers	(SF) 14	24
N 8 Green Bay Packers	(W) 21	21
N 15 Washington Redskins	(WA) 27	24
N 22 Detroit Lions	(W) 16	20
N 29 Los Angeles Rams	(W) 24	21
D 6 Detroit Lions	(D) 7	18
O 13 Chicago Cardinals	(W) 17	24
	216	262

## 1957 (5-7, .417)

John L. Driscoll - Coach	Bears	Opp.
S 29 Green Bay Packers	(GB) 17	21
O 1 Baltimore Colts	(BI) 10	21
O 11 San Francisco 49ers	(W) 17	21
O 20 Los Angeles Rams	(W) 14	26
O 27 San Francisco 49ers	(SF) 17	21
N 1 Los Angeles Rams	(LA) 16	10
N 8 Green Bay Packers	(W) 21	14
N 17 Baltimore Colts	(W) 14	29
N 24 Detroit Lions	(D) 27	7
D 1 Washington Redskins	(W) 3	14
D 8 Chicago Cardinals	(W) 14	4
D 15 Detroit Lions	(W) 11	21
	203	311

## 1954 (8-4, .667)

George S. Halas - Coach	Bears	Opp.
S 26 Detroit Lions	(D) 21	40
O 1 Green Bay Packers	(GB) 10	1
O 10 Baltimore Colts	(W) 26	9
O 17 San Francisco 49ers	(W) 24	11
O 24 Los Angeles Rams	(LA) 18	42
O 31 San Francisco 49ers	(SF) 11	27
N 7 Green Bay Packers	(W) 28	23
N 14 Cleveland Browns	(W) 10	19
N 21 Baltimore Colts	(BI) 26	11
N 28 Los Angeles Rams	(W) 24	11
O 3 Chicago Cardinals	(CHI) 29	7
O 12 Detroit Lions	(W) 26	24
	161	279

## 1958 (8-4, .667)

George S. Halas - Coach	Bears	Opp.
S 27 Green Bay Packers	(GB) 14	29
O 4 Baltimore Colts	(BI) 18	31
O 12 San Francisco 49ers	(W) 28	4
O 19 Los Angeles Rams	(W) 17	10
O 26 San Francisco 49ers	(SF) 27	14
N 2 Los Angeles Rams	(LA) 15	41
N 9 Green Bay Packers	(W) 24	10
N 16 Baltimore Colts	(W) 0	17
N 23 Detroit Lions	(D) 20	7
N 30 Pittsburgh Steelers	(PI) 30	24
D 7 Chicago Cardinals	(W) 30	14
D 14 Detroit Lions	(W) 21	16
	298	230

## 1955 (8-4, .667)

George S. Halas - Coach	Bears	Opp.
S 25 Baltimore Colts	(BI) 17	23
O 2 Green Bay Packers	(GB) 1	24
O 9 San Francisco 49ers	(W) 19	26
O 16 Baltimore Colts	(W) 16	10
O 23 San Francisco 49ers	(SF) 14	23
O 30 Los Angeles Rams	(LA) 11	20
N 8 Green Bay Packers	(W) 32	23
N 15 Los Angeles Rams	(W) 24	1
N 20 Detroit Lions	(W) 24	14
N 27 Chicago Cardinals	(CHI) 14	11
D 4 Detroit Lions	(D) 21	29
O 11 Philadelphia Eagles	(PHI) 17	10
	264	251

## 1959 (8-4, .667)

George S. Halas - Coach	Bears	Opp.
S 27 Green Bay Packers	(GB) 6	9
O 1 Baltimore Colts	(BI) 26	21
O 11 Los Angeles Rams	(W) 21	26
O 18 Baltimore Colts	(W) 7	21
O 25 San Francisco 49ers	(SF) 17	25
N 1 Los Angeles Rams	(LA) 26	23
N 8 Green Bay Packers	(W) 26	17
N 15 San Francisco 49ers	(W) 14	1
N 22 Detroit Lions	(D) 24	14
N 29 Chicago Cardinals	(CHI) 11	1
O 7 Pittsburgh Steelers	(PI) 27	11
O 14 Detroit Lions	(W) 23	14
	231	196

## 1960 (5-6-1, .455)

George S. Halas - Coach	Bears	Opp.
S 25 Green Bay Packers	(GB) 17	14
O 2 Baltimore Colts	(BI) 7	42
O 9 Los Angeles Rams	(W) 14	27
O 16 San Francisco 49ers	(W) 27	10
O 23 Los Angeles Rams	(LA) 24	24
O 30 San Francisco 49ers	(SF) 7	25
N 1 Baltimore Colts	(W) 20	24
N 20 Detroit Lions	(W) 28	7
N 27 Dallas Cowboys	(W) 17	7
D 4 Green Bay Packers	(W) 13	31
D 11 Cleveland Browns	(C) 0	42
D 18 Detroit Lions	(D) 0	16
	194	294

## 1961 (8-6, .571)

George S. Halas - Coach	Bears	Opp.
S 17 Minnesota Vikings	(MN) 13	17
S 23 Los Angeles Rams	(LA) 27	17
O 1 Green Bay Packers	(GB) 0	24
O 8 Detroit Lions	(D) 31	17
O 15 Baltimore Colts	(W) 24	10
O 22 San Francisco 49ers	(W) 11	11
O 29 Baltimore Colts	(BI) 21	20
N 5 Philadelphia Eagles	(PHI) 14	16
N 12 Green Bay Packers	(W) 28	31
N 19 San Francisco 49ers	(SF) 31	41
N 26 Los Angeles Rams	(W) 28	24
D 3 Detroit Lions	(D) 15	16
D 10 Cleveland Browns	(W) 17	14
D 17 Minnesota Vikings	(W) 12	11
	126	192

## 1962 (9-5, .643)

George S. Halas - Coach	Bears	Opp.
S 16 San Francisco 49ers	(SF) 10	14
S 23 Los Angeles Rams	(LA) 27	21
O 10 Green Bay Packers	(GB) 10	49
O 7 Minnesota Vikings	(MN) 11	1
O 14 San Francisco 49ers	(W) 27	14
O 21 Baltimore Colts	(W) 15	11
O 28 Detroit Lions	(D) 1	11
N 4 Green Bay Packers	(W) 7	18
N 11 Minnesota Vikings	(W) 11	10
N 18 Dallas Cowboys	(DA) 14	11
N 25 Baltimore Colts	(W) 57	1
D 2 New York Giants	(NY) 24	26
D 9 Los Angeles Rams	(W) 10	14
D 16 Detroit Lions	(W) 1	1
	127	267

## 1963 (11-1-2, .917)

George S. Halas - Coach	Bears	Opp.
S 15 Green Bay Packers	(GB) 10	1
S 22 Minnesota Vikings	(MN) 28	7
O 29 Detroit Lions	(D) 17	15
O 6 Philadelphia Eagles	(PHI) 10	3
O 13 Los Angeles Rams	(LA) 32	14
O 20 San Francisco 49ers	(W) 17	20
O 27 Philadelphia Eagles	(PHI) 16	7
N 3 Baltimore Colts	(BI) 17	7
N 10 Los Angeles Rams	(W) 9	10
N 17 Green Bay Packers	(W) 26	1
N 24 Pittsburgh Steelers	(PI) 17	1
O 1 Minnesota Vikings	(W) 17	17
O 8 San Francisco 49ers	(W) 27	17
D 15 Detroit Lions	(D) 24	14
	101	144

## NFL CHAMPIONSHIP

D 29 New York Giants	(NY)	14	10
----------------------	------	----	----

# BEARS IN THE PRO-BOWL

(1951-1970 NFL East vs. West, 1971 – NFC vs. AFC)

1988: Jay Hilgenberg, C Mike Singletary, LB Dave Duerson, S Wilber Marshall, LB Steve McMichael, DT	1970: Gale Sayers,† RB Dick Butkus, LB	1958: Doug Atkins, DE Rick Casares, RB Bill George, LB Stan Jones, G Kline Gilbert, T
1987: Walter Payton, RB Jim Covert, T Jay Hilgenberg, C Mike Singletary, LB Wilber Marshall, LB Dave Duerson, S Steve McMichael, DT	1969: Dick Butkus, LB Roosevelt Taylor, DB Gale Sayers,* RB	1957: Harlon Hill, WR Stan Jones, G Bill George, LB Ed Brown, QB Rick Casares, RB J.C. Caroline, HB Larry Strickland, C McNeil Moore, HB
1986: Walter Payton, RB Jim McMahon, QB Jim Covert, T Jay Hilgenberg, C Otis Wilson, LB Mike Singletary, LB Dave Duerson, S Dan Hampton, DE Richard Dent, DE	1968: Gale Sayers,† RB Dick Butkus, LB	1956: Stan Jones, G Bill Wightkin, T Harlon Hill, WR Rick Casares, RB Jack Hoffman, E Ed Brown, QB Bill George, LB
1985: Walter Payton, RB Dan Hampton, DT Mike Singletary, LB Todd Bell, S Richard Dent, DE	1967: Gale Sayers,† RB Dick Butkus, LB Richie Petitbon, DB	1955: Harlon Hill, WR Bill Bishop, T Bill George, LB Ed Sprinkle, DE
1984: Mike Singletary, LB Walter Payton, RB	1966: Gale Sayers, RB Dick Butkus, LB Doug Atkins, DE Joe Fortunato, LB Mike Ditka, TE	1954: George Connor, T-LB Don Kindt, HB Jack Hoffman, E Fred Williams, DT
1983: Dan Hampton, DT	1965: Joe Fortunato, LB Mike Ditka, TE Johnny Morris,* FL	1953: Dick Barwegan, G Fred Williams, DT Gene Schroeder, E George Connor, T-LB Ed Sprinkle, DE
1982: Gary Fencik, S	1964: Joe Fortunato, LB Mike Ditka, TE Doug Atkins, DE Richie Petitbon, DB Roosevelt Taylor, DB Mike Pyle, C Bill Wade, QB Joe Marconi, RB George Halas, Coach	1952: Dick Barwegan, G George Connor, T-LB John Dottley, RB Bulldog Turner, C-LB Johnny Lujack, QB Ed Sprinkle, DE Ray Bray, G
1981: Gary Fencik, S Dan Hampton, DE Walter Payton, RB	1963: Mike Ditka, TE Doug Atkins, DE Joe Fortunato, LB Richie Petitbon, DB	1951: Ray Bray, G Ed Sprinkle, DE George Connor, T-LB Fred Davis, T Dick Barwegan, G Bulldog Turner, C-LB Johnny Lujack, QB
1980: Walter Payton, RB	1962: Stan Jones, G Doug Atkins, DE Bill George, LB Mike Ditka, TE	
1979: Walter Payton, RB	1961: Stan Jones, G Doug Atkins, DE Bill George, LB Johnny Morris, FL	
1978: Allan Ellis, CB Walter Payton,† RB	1960: Stan Jones, G Doug Atkins, DE Bill George, LB Rick Casares, RB Erich Barnes, DB Fred Williams, DT	
1977: Wally Chambers, DT	1959: Doug Atkins,† DE Stan Jones, G Joe Fortunato, LB Bill George, LB Willie Galimore, RB Rick Casares, RB Fred Williams, DT	
1976: Walter Payton, RB Wally Chambers, DT		
1975: None		
1974: Wally Chambers, DT		
1973: Dick Butkus, LB Ron Smith, KR		
1972: Dick Gordon, WR Dick Butkus, LB		
1971: Dick Butkus, LB Cecil Turner, KR Bobby Joe Green, P Dick Gordon,* WR		

\*Did not play due to injuries.

†Denotes game's outstanding back, lineman.

## SOLDIER FIELD

The Chicago Bears enter their 18th season at Soldier Field in 1988 – a facility which has two prominent additions since last year. After having artificial turf for 17 years, Soldier Field's surface will be replaced with natural grass, a move that was completed this past summer. The Bears also added 56 skyboxes at the south end of the stadium, boosting the total number of skyboxes to 116. Following are other stadium notes since the Bears move to Soldier Field in 1971.

- 1971 – Bears first game was a 17-15 win over the Pittsburgh Steelers on September 19, 1971. Stadium capacity was 57,000.
- 1979 – The stadium underwent major reconstruction and renovation prior to the season which included new lighting, new playing surface, lockerrooms and rebuilding of the stadium's seating area – new chairback, arm rest seats and new sightlines.
- 1982 – Prior to season, more rebuilding of seating areas was completed in addition to new concourses with new restrooms and concession areas. A new press box, 60 deluxe skyboxes and a new scoreboard were also built. Capacity is increased to 66,030 – its current capacity.

Soldier Field was opened for use in 1924 as 45,000-seat Municipal Grant Park Stadium.

The first football game played on its field was Nov. 22, 1924 as a capacity crowd watched Notre Dame edge Northwestern 13-6. It hosted the first boxing event which drew a gate of over \$2.5 million (1927; Dempsey-Tunney), the first ski meet held in a stadium and the all-time largest football crowd (123,000). The largest crowd for any event in the history of Soldier Field was 260,000 on Sept. 8 1954 for the religious Marian Year Tribute.

The new 100,000-seat stadium was dedicated November 27, 1926, with Army battling Navy to a 21-21 tie. The all-time collegiate attendance record of 123,000 plus was established Nov. 26, 1927 as Notre Dame beat Southern Cal 7-6.

In the first professional game at the then mammoth stadium, the Bears defeated the Chicago Cardinals 10-0 in 1926.

Plans for the stadium were begun in 1919 as a memorial to the soldiers of WWI. Soldier Field stands on 10,000 pile foundations driving an average depth of 62½ feet through fill that replaced the lake waters.

Soldier Field is operated by the Chicago Park District. **See page 174 for directions.**

## HALAS HALL

Located on the picturesque campus of Lake Forest College, Halas Hall is the Bears year-round home.

Named to honor the late George S. Halas, the Bears founder and one of the pioneers of the present day NFL, the building is dedicated to the memory of George Halas, Jr., who died Dec. 16, 1979.

Halas Hall was opened to the players in September of '79. Coaches and other staff members moved into the top of the three-level complex in November. Finishing touches were completed in May of 1980. In the spring of 1985, the Bears corporate offices were moved to Halas Hall from downtown. Today, only the team's ticket operations are housed at 55 E. Jackson Blvd.

A regulation-sized grass football field and one field 70 yards long are located behind the building.

The building was designed by Allan M. Pickus Architects and built by Pickus Construction of Waukegan, Ill.

The lower floor of the building houses team meeting rooms, a player lounge, racquetball court, rookie lockers and shower areas, storage and utility rooms. The central floor features the lockerroom, showers, sauna, training and weight rooms, coaches' lockerroom, equipment rooms, laundry, photo lab, and media workrooms.

The top floor holds the reception areas, staff offices along with work rooms including duplicating room and computer department.

### DIRECTIONS...

**FROM THE LOOP** – Take Edens Expressway (41) north to Lake Forest exiting north to Lake Forest on Deerpath Road east through business district to turn south on Washington to 250 N. Washington Road.

**FROM O'HARE AIRPORT** – Take 294 north to Town Line Road (Hwy. 60). Take 60 east to where it deadends into 41. Go north approximately 200 yards to the Deerpath road exit. Proceed as above.

### 1976 (7-7, .500)

Jack Pardee - Coach	Beats	Opp.
8-12 Detroit Lions	(S)	14-3
8-19 San Francisco 49ers	(SF)	19-12
8-26 Atlanta Falcons	(A)	0-10
9-1 Washington Redskins	(W)	11-7
9-17 Minnesota Vikings	(MN)	29-20
9-27 Los Angeles Rams	(LA)	12-20
10-24 Dallas Cowboys	(TX)	21-41
11-1 Minnesota Vikings	(S)	14-13
N-7 Oakland Raiders	(O)	27-28
N-14 Green Bay Packers	(GB)	24-53
N-21 Detroit Lions	(D)	10-14
N-28 Green Bay Packers	(GB)	16-10
D-3 Seattle Seahawks	(SE)	34-7
D-12 Denver Broncos	(D)	14-25
		251-216

### 1977 (9-5, .643)

Jack Pardee - Coach	Beats	Opp.
8-16 Detroit Lions	(S)	31-20
8-23 St. Louis Cardinals	(S)	21-16
8-31 New Orleans Saints	(NO)	24-42
9-7 Los Angeles Rams	(LA)	24-29
9-16 Minnesota Vikings	(MN)	37-16
9-21 Atlanta Falcons	(A)	30-16
9-30 Green Bay Packers	(GB)	26-3
N-6 Houston Oilers	(H)	0-47
N-14 Kansas City Chiefs	(K)	26-27
N-20 Detroit Lions	(D)	10-7
N-24 Detroit Lions	(D)	11-14
D-1 Tampa Bay Buccaneers	(TB)	10-0
D-17 Green Bay Packers	(GB)	21-10
D-18 New York Giants	(NY)	12-9
		253-251

### DIVISIONAL PLAYOFF

10-24 Dallas Cowboys	(TX)	7-37
----------------------	------	------

### 1978 (7-9, .438)

Neill Armstrong - Coach	Beats	Opp.
8-13 St. Louis Cardinals	(S)	17-10
8-19 San Francisco 49ers	(SF)	16-13
8-27 Detroit Lions	(D)	79-19
8-25 Minnesota Vikings	(MN)	20-25
9-1 Oakland Raiders	(O)	10-25
9-16 Green Bay Packers	(GB)	14-24
9-30 Denver Broncos	(DN)	7-16
10-22 Tampa Bay Buccaneers	(TB)	19-43
10-29 Detroit Lions	(D)	17-23
N-3 Seattle Seahawks	(SE)	29-31
N-12 Minnesota Vikings	(MN)	14-17
N-19 Atlanta Falcons	(A)	13-7
N-26 Tampa Bay Buccaneers	(TB)	14-1
D-4 San Diego Chargers	(SD)	7-40
D-10 Green Bay Packers	(GB)	14-9
D-26 Washington Redskins	(DC)	14-19
		251-274

### 1979 (10-6, .625)

Neill Armstrong - Coach	Beats	Opp.
8-2 Green Bay Packers	(GB)	9-1
8-9 Minnesota Vikings	(MN)	26-7
8-16 Dallas Cowboys	(TX)	20-24
8-23 Miami Dolphins	(MI)	16-11
8-30 Tampa Bay Buccaneers	(TB)	15-17
9-7 Buffalo Bills	(BF)	7-11
9-14 New England Patriots	(NE)	7-27
9-21 Minnesota Vikings	(MN)	27-30
9-28 San Francisco 49ers	(SF)	26-27
N-4 Detroit Lions	(D)	45-7
N-11 Los Angeles Rams	(LA)	27-21
N-18 New York Jets	(NY)	23-14
N-22 Detroit Lions	(D)	0-20
D-1 Tampa Bay Buccaneers	(TB)	14-0
D-9 Green Bay Packers	(GB)	13-14
D-26 St. Louis Cardinals	(S)	42-6
		376-248

### DIVISIONAL PLAYOFF

9-23 Philadelphia Eagles	(PH)	17-27
--------------------------	------	-------

### 1980 (7-9, .438)

Neill Armstrong - Coach	Beats	Opp.
8-7 Green Bay Packers	(GB)	0-12
8-14 New Orleans Saints	(NO)	22-3
8-21 Minnesota Vikings	(MN)	14-14
8-28 Pittsburgh Steelers	(PI)	3-35
9-4 Tampa Bay Buccaneers	(TB)	23-7
9-12 Minnesota Vikings	(MN)	7-31
9-19 Detroit Lions	(D)	24-7
9-26 Philadelphia Eagles	(PH)	14-17
N-3 Cleveland Browns	(CU)	21-27
N-9 Washington Redskins	(DC)	35-21
N-16 Houston Oilers	(H)	6-10
N-23 Atlanta Falcons	(A)	17-28
N-27 Detroit Lions	(D)	23-17
D-7 Green Bay Packers	(GB)	6-1
D-14 Cincinnati Bengals	(C)	12-17
D-20 Tampa Bay Buccaneers	(TB)	14-11
		104-264

### 1981 (6-10, .375)

Neill Armstrong - Coach	Beats	Opp.
8-6 Green Bay Packers	(GB)	9-16
8-13 San Francisco 49ers	(SF)	17-28
8-20 Tampa Bay Buccaneers	(TB)	28-17
8-27 Los Angeles Rams	(LA)	7-24
9-4 Minnesota Vikings	(MN)	21-24
9-11 Washington Redskins	(DC)	0-24
9-19 Detroit Lions	(D)	17-46
9-25 San Diego Chargers	(SD)	10-17
N-1 Tampa Bay Buccaneers	(TB)	10-20
N-8 Kansas City Chiefs	(KC)	10-13
N-15 Green Bay Packers	(GB)	17-21
N-22 Detroit Lions	(D)	7-24
N-26 Dallas Cowboys	(TX)	9-10
D-5 Minnesota Vikings	(MN)	10-9
D-13 Oakland Raiders	(O)	21-6
D-20 Denver Broncos	(D)	15-24
		251-124

### 1982 (3-6, .333)

Mike Ditka - Coach	Beats	Opp.
8-12 Detroit Lions	(D)	10-17
8-19 New Orleans Saints	(NO)	0-10
N-27 Detroit Lions	(D)	20-17
N-28 Minnesota Vikings	(MN)	7-35
D-5 New England Patriots	(NE)	26-13
D-12 Seattle Seahawks	(SE)	14-20
D-19 St. Louis Cardinals	(S)	7-10
D-26 Los Angeles Rams	(LA)	4-26
D-2 Tampa Bay Buccaneers	(TB)	21-26
		141-174

### 1983 (8-8, .500)

Mike Ditka - Coach	Beats	Opp.
8-4 Atlanta Falcons	(A)	17-20
8-11 Tampa Bay Buccaneers	(TB)	17-10
8-18 New Orleans Saints	(NO)	13-14
8-25 Baltimore Colts	(B)	13-22
9-2 Denver Broncos	(DN)	5-14
9-9 Minnesota Vikings	(MN)	14-23
9-16 Detroit Lions	(D)	17-17
9-23 Philadelphia Eagles	(PH)	7-8
9-30 Detroit Lions	(D)	17-18
N-6 Los Angeles Rams	(LA)	14-21
N-13 Philadelphia Eagles	(PH)	17-14
N-20 Tampa Bay Buccaneers	(TB)	27-0
N-27 San Francisco 49ers	(SF)	14-3
D-4 Green Bay Packers	(GB)	28-11
D-11 Minnesota Vikings	(MN)	19-13
D-18 Green Bay Packers	(GB)	24-21
		101-101

### 1984 (10-6, .625)

Mike Ditka - Coach	Beats	Opp.
8-2 Tampa Bay Buccaneers	(TB)	14-13
8-9 Denver Broncos	(DN)	27-11
8-16 Green Bay Packers	(GB)	9-1
8-23 Seattle Seahawks	(SE)	9-16
8-30 Dallas Cowboys	(TX)	14-23
9-7 New Orleans Saints	(NO)	20-7

9-14 St. Louis Cardinals	(S)	27-18
9-21 Tampa Bay Buccaneers	(TB)	44-9
9-28 Minnesota Vikings	(MN)	16-7
N-4 Los Angeles Raiders	(LA)	17-6
N-11 Los Angeles Rams	(LA)	13-29
N-18 Detroit Lions	(D)	16-14
N-25 Minnesota Vikings	(MN)	44-3
D-4 San Diego Chargers	(SD)	7-20
D-9 Green Bay Packers	(GB)	14-20
D-16 Detroit Lions	(D)	0-13
		125-248

### POST-SEASON

D-30 Washington Redskins	(DC)	23-19
D-6 San Francisco 49ers	(SF)	0-23

### 1985 (15-1, .938)

Mike Ditka - Coach	Beats	Opp.
8- Tampa Bay Buccaneers	(TB)	38-29
8-15 New England Patriots	(NE)	20-7
8-19 Minnesota Vikings	(MN)	31-24
8-29 Washington Redskins	(DC)	45-10
9- Tampa Bay Buccaneers	(TB)	27-19
10-11 San Francisco 49ers	(SF)	26-10
10-21 Green Bay Packers	(GB)	23-21
10-27 Minnesota Vikings	(MN)	17-9
N-3 Green Bay Packers	(GB)	16-10
N-10 Detroit Lions	(D)	24-3
N-17 Dallas Cowboys	(TX)	44-0
N-24 Atlanta Falcons	(A)	16-0
D-2 Miami Dolphins	(MI)	24-18
D-8 Indianapolis Colts	(IN)	17-10
D-14 New York Jets	(NY)	19-6
D-22 Detroit Lions	(D)	17-17
		436-198

### POST-SEASON

1-3 New York Giants	(NY)	21-0
1-12 Los Angeles Rams	(LA)	24-0
1-26 New England Patriots	(NE)	48-10

### 1986 (14-2, .875)

Mike Ditka - Coach	Beats	Opp.
8-7 Cleveland Browns	(C)	41-17
8-14 Philadelphia Eagles	(PH)	13-17
8-22 Green Bay Packers	(GB)	27-12
8-28 Cincinnati Bengals	(C)	24-7
9-3 Minnesota Vikings	(MN)	44-10
9-12 Houston Oilers	(H)	20-7
9-19 Minnesota Vikings	(MN)	7-23
9-26 Detroit Lions	(D)	13-7
N-3 Los Angeles Rams	(LA)	17-20
N-9 Tampa Bay Buccaneers	(TB)	21-3
N-16 Atlanta Falcons	(A)	13-10
N-24 Green Bay Packers	(GB)	12-10
N-30 Pittsburgh Steelers	(PI)	13-10
D-7 Tampa Bay Buccaneers	(TB)	48-14
D-15 Detroit Lions	(D)	16-13
D-21 Dallas Cowboys	(TX)	24-10
		512-167

### DIVISIONAL PLAYOFF

1-3 Washington Redskins	(DC)	13-27
-------------------------	------	-------

### 1987 (11-4, .733)

Mike Ditka - Coach	Beats	Opp.
8-14 New York Giants	(NY)	14-19
8-20 Tampa Bay Buccaneers	(TB)	20-3
8-27 Philadelphia Eagles	(PH)	35-1
9-11 Minnesota Vikings	(MN)	27-1
9-18 New Orleans Saints	(NO)	17-19
9-25 Tampa Bay Buccaneers	(TB)	47-26
N-1 Kansas City Chiefs	(KC)	31-28
N-8 Green Bay Packers	(GB)	36-24
N-16 Denver Broncos	(DN)	29-31
N-22 Detroit Lions	(D)	31-10
N-29 Green Bay Packers	(GB)	24-10
D-6 Minnesota Vikings	(MN)	33-24
D-14 San Francisco 49ers	(SF)	0-41
D-20 Seattle Seahawks	(SE)	21-34
13-27 Los Angeles Raiders	(LA)	6-3
		150-262

### DIVISIONAL PLAYOFF

1-10 Washington Redskins	(DC)	17-21
--------------------------	------	-------

## 1964 (5-9, .357)

George S. Halas — Coach	Bears	Opp.
S 14 Green Bay Packers	(GB)	12 23
S 20 Minnesota Vikings	(MNI)	14 28
S 27 Baltimore Colts	(BIL)	0 52
O 4 San Francisco 49ers	(SF)	21 31
O 11 Los Angeles Rams	(LA)	16 17
O 18 Detroit Lions	(W)	0 10
O 23 Washington Redskins	(DC)	20 27
N 1 Dallas Cowboys	(D)	10 24
N 8 Baltimore Colts	(W)	24 41
N 15 Los Angeles Rams	(LA)	14 24
N 22 San Francisco 49ers	(SF)	23 21
N 26 Detroit Lions	(D)	27 24
D 3 Green Bay Packers	(W)	3 17
D 11 Minnesota Vikings	(W)	14 41
	250	379

## 1968 (7-7, .500)

Jim Dooley — Coach	Bears	Opp.
S 15 Washington Redskins	(W)	28 18
S 22 Detroit Lions	(D)	0 42
S 29 Minnesota Vikings	(MNI)	27 17
O 6 Baltimore Colts	(BIL)	7 28
O 13 Detroit Lions	(W)	10 18
O 20 Philadelphia Eagles	(PHI)	29 16
O 27 Minnesota Vikings	(MNI)	26 24
N 1 Green Bay Packers	(GB)	11 10
N 10 San Francisco 49ers	(SF)	27 19
N 17 Atlanta Falcons	(ATL)	1 16
N 24 Dallas Cowboys	(DF)	3 14
D 1 New Orleans Saints	(NO)	23 17
D 8 Los Angeles Rams	(LA)	17 16
D 15 Green Bay Packers	(W)	27 28
	250	341

## 1972 (4-9-1, .307)

Abe Gbron — Coach	Bears	Opp.
S 17 Atlanta Falcons	(ATL)	21 37
S 24 Los Angeles Rams	(LA)	13 11
O 1 Detroit Lions	(W)	24 18
O 8 Green Bay Packers	(GB)	17 20
O 15 Cleveland Browns	(CL)	17 0
O 23 Minnesota Vikings	(MNI)	11 10
O 29 St. Louis Cardinals	(SL)	27 10
N 5 Detroit Lions	(W)	0 14
N 12 Green Bay Packers	(GB)	17 21
N 19 San Francisco 49ers	(SF)	17 14
N 26 Cincinnati Bengals	(CIN)	3 11
D 3 Minnesota Vikings	(MNI)	30 21
D 10 Philadelphia Eagles	(PHI)	21 17
D 17 Oakland Raiders	(OAK)	21 28
	225	275

## 1965 (9-5, .643)

George S. Halas — Coach	Bears	Opp.
S 19 San Francisco 49ers	(SF)	24 32
S 25 Los Angeles Rams	(LA)	29 30
O 3 Green Bay Packers	(GB)	14 23
O 10 Los Angeles Rams	(W)	41 6
O 17 Minnesota Vikings	(MNI)	45 47
O 24 Detroit Lions	(W)	18 10
O 31 Green Bay Packers	(W)	31 10
N 7 Baltimore Colts	(W)	21 26
N 14 St. Louis Cardinals	(W)	14 14
N 21 Detroit Lions	(D)	17 10
N 28 New York Giants	(NY)	13 14
D 5 Baltimore Colts	(W)	11 10
D 12 San Francisco 49ers	(SF)	16 20
D 19 Minnesota Vikings	(W)	17 24
	409	274

## 1969 (11-13, .071)

Jim Dooley — Coach	Bears	Opp.
S 17 Green Bay Packers	(GB)	0 17
S 28 St. Louis Cardinals	(SL)	17 20
O 3 New York Giants	(NY)	24 28
O 12 Minnesota Vikings	(W)	0 11
O 19 Detroit Lions	(D)	7 11
O 26 Los Angeles Rams	(W)	7 9
N 2 Minnesota Vikings	(MNI)	14 11
N 9 Pittsburgh Steelers	(W)	18 7
N 16 Atlanta Falcons	(ATL)	17 48
N 23 Baltimore Colts	(W)	21 24
N 30 Cleveland Browns	(W)	24 28
D 4 San Francisco 49ers	(SF)	21 42
D 14 Green Bay Packers	(W)	1 23
D 21 Detroit Lions	(W)	1 20
	210	419

## 1973 (3-11, .214)

Abe Gbron — Coach	Bears	Opp.
S 16 Dallas Cowboys	(DF)	17 20
S 23 Minnesota Vikings	(MNI)	11 22
S 30 Denver Broncos	(DEN)	11 14
O 7 New Orleans Saints	(NO)	16 21
O 14 Atlanta Falcons	(ATL)	6 46
O 21 New England Patriots	(NE)	10 11
O 28 Houston Oilers	(HO)	35 14
N 4 Green Bay Packers	(GB)	41 17
N 12 Kansas City Chiefs	(KC)	7 19
N 18 Detroit Lions	(W)	7 10
N 25 Minnesota Vikings	(MNI)	19 11
D 2 Los Angeles Rams	(LA)	0 26
D 9 Detroit Lions	(D)	7 40
D 16 Green Bay Packers	(W)	0 27
	193	434

## 1966 (5-7-2, .417)

George S. Halas — Coach	Bears	Opp.
S 11 Detroit Lions	(D)	1 14
S 16 Los Angeles Rams	(LA)	17 31
O 2 Minnesota Vikings	(MNI)	11 30
O 9 Baltimore Colts	(W)	27 17
O 16 Green Bay Packers	(W)	0 17
O 23 Los Angeles Rams	(W)	17 10
O 31 St. Louis Cardinals	(SL)	17 24
N 1 Detroit Lions	(W)	10 10
N 11 San Francisco 49ers	(SF)	30 30
N 20 Green Bay Packers	(GB)	6 15
N 27 Atlanta Falcons	(W)	21 6
D 4 Baltimore Colts	(BIL)	16 27
D 11 San Francisco 49ers	(SF)	14 24
D 18 Minnesota Vikings	(W)	41 28
	214	272

## 1970 (6-8, .428)

Jim Dooley — Coach	Bears	Opp.
S 19 New York Giants	(NY)	24 16
S 27 Philadelphia Eagles	(PHI)	20 16
O 5 Detroit Lions	(D)	54 28
O 11 Minnesota Vikings	(W)	0 24
O 18 San Diego Chargers	(SD)	7 20
O 25 Detroit Lions	(W)	10 16
N 1 Atlanta Falcons	(ATL)	23 14
N 8 San Francisco 49ers	(SF)	16 37
N 15 Green Bay Packers	(GB)	19 20
N 22 Buffalo Bills	(W)	11 31
N 29 Baltimore Colts	(BIL)	20 21
D 3 Minnesota Vikings	(MNI)	11 16
D 11 Green Bay Packers	(W)	15 17
D 20 New Orleans Saints	(NO)	24 1
	216	261

## 1974 (4-10, .286)

Abe Gbron — Coach	Bears	Opp.
S 15 Detroit Lions	(W)	17 9
S 22 New York Jets	(NY)	21 23
S 29 Minnesota Vikings	(MNI)	7 11
O 6 New Orleans Saints	(NO)	24 10
O 13 Atlanta Falcons	(ATL)	10 11
O 21 Green Bay Packers	(W)	10 9
O 27 Buffalo Bills	(BIL)	6 16
N 1 Minnesota Vikings	(MNI)	0 17
N 10 Green Bay Packers	(GB)	1 20
N 17 San Francisco 49ers	(SF)	0 14
N 24 Detroit Lions	(D)	17 14
D 1 New York Giants	(NY)	16 11
D 8 San Diego Chargers	(SD)	27 18
D 15 Washington Redskins	(DC)	0 42
	152	279

## 1967 (7-6-1, .538)

George S. Halas — Coach	Bears	Opp.
S 17 Pittsburgh Steelers	(PI)	11 41
S 24 Green Bay Packers	(GB)	10 11
O 1 Minnesota Vikings	(MNI)	17 7
O 8 Baltimore Colts	(W)	3 24
O 15 Detroit Lions	(W)	14 11
O 22 Cleveland Browns	(CL)	0 24
O 29 Los Angeles Rams	(W)	17 28
N 3 Detroit Lions	(D)	27 19
N 12 New York Giants	(NY)	14 7
N 19 St. Louis Cardinals	(SL)	0 1
N 26 Green Bay Packers	(W)	11 17
D 1 San Francisco 49ers	(SF)	28 14
D 10 Minnesota Vikings	(W)	10 10
D 17 Atlanta Falcons	(ATL)	21 14
	219	218

## 1971 (6-8, .428)

Jim Dooley — Coach	Bears	Opp.
S 19 Pittsburgh Steelers	(PI)	17 11
S 26 Minnesota Vikings	(MNI)	20 17
O 1 Los Angeles Rams	(LA)	3 17
O 10 New Orleans Saints	(NO)	11 14
O 17 San Francisco 49ers	(SF)	0 13
O 24 Detroit Lions	(D)	28 23
O 31 Dallas Cowboys	(DF)	21 19
N 7 Green Bay Packers	(W)	14 17
N 14 Washington Redskins	(W)	16 11
N 21 Detroit Lions	(D)	1 28
N 29 Miami Dolphins	(MI)	1 14
D 1 Denver Broncos	(DEN)	6 6
D 12 Green Bay Packers	(GB)	10 11
D 19 Minnesota Vikings	(MNI)	10 27
	185	276

## 1975 (4-10, .286)

Jack Pardee — Coach	Bears	Opp.
S 21 Baltimore Colts	(BIL)	7 11
S 28 Philadelphia Eagles	(PHI)	11 11
O 3 Minnesota Vikings	(MNI)	3 28
O 12 Detroit Lions	(W)	7 27
O 19 Pittsburgh Steelers	(PI)	1 12
O 27 Minnesota Vikings	(MNI)	9 13
N 2 Miami Dolphins	(MI)	13 16
N 9 Green Bay Packers	(GB)	27 14
N 16 San Francisco 49ers	(SF)	3 11
N 23 Los Angeles Rams	(LA)	30 38
N 40 Green Bay Packers	(GB)	7 28
D 7 Detroit Lions	(W)	25 21
D 14 St. Louis Cardinals	(SL)	20 14
D 21 New Orleans Saints	(NO)	42 17
	161	274

# ALL TIME COACHING RECORDS

Years	Coach	Won	Lost	Tied	Pct.	Seasons	Games
<b>1920-29</b>	<b>George Halas</b>	<b>480</b>	<b>202</b>	<b>35</b>	<b>.694</b>	<b>40</b>	<b>717</b>
1933-42	Regular Season	320	148	31	.672		499
1946-55	Pre-Season	154	51	4	.746		209
1958-67	Playoffs	6	3	0	.667		9
<b>1930-32</b>	<b>Ralph Jones</b>	<b>30</b>	<b>11</b>	<b>8</b>	<b>.694</b>	<b>3</b>	<b>49</b>
	Regular Season	24	10	7	.671		41
	Pre-Season	5	1	1	.786		7
	Playoffs	1	0	0	1.000		1
<b>1942-45</b>	<b>Anderson &amp; Johnsos</b>	<b>30</b>	<b>15</b>	<b>2</b>	<b>.660</b>	<b>3</b>	<b>47</b>
	Regular Season	22	11	2	.657		35
	Pre-Season	7	3	0	.700		10
	Playoffs	1	1	0	.500		2
<b>1956-57</b>	<b>John L. Driscoll</b>	<b>23</b>	<b>12</b>	<b>2</b>	<b>.649</b>	<b>2</b>	<b>37</b>
	Regular Season	14	9	1	.604		24
	Pre-Season	9	2	1	.792		12
	Playoffs	0	1	0	.000		1
<b>1968-71</b>	<b>Jim Dooley</b>	<b>31</b>	<b>47</b>	<b>1</b>	<b>.399</b>	<b>4</b>	<b>79</b>
	Regular Season	20	36	0	.357		56
	Pre-Season	11	11	1	.500		23
<b>1972-74</b>	<b>Abe Gibron</b>	<b>16</b>	<b>40</b>	<b>4</b>	<b>.300</b>	<b>3</b>	<b>60</b>
	Regular Season	11	30	1	.274		42
	Pre-Season	5	10	3	.361		18
<b>1975-77</b>	<b>Jack Pardee</b>	<b>30</b>	<b>32</b>	<b>0</b>	<b>.484</b>	<b>3</b>	<b>62</b>
	Regular Season	20	22	0	.476		42
	Pre-Season	10	9	0	.526		19
	Playoffs	0	1	0	.000		1
<b>1978-81</b>	<b>Neill Armstrong</b>	<b>36</b>	<b>45</b>	<b>0</b>	<b>.444</b>	<b>4</b>	<b>81</b>
	Regular Season	30	34	0	.469		64
	Pre-Season	6	10	0	.375		16
	Playoffs	0	1	0	.000		1
<b>1982-87</b>	<b>Mike Ditka</b>	<b>78</b>	<b>42</b>	<b>0</b>	<b>.650</b>	<b>6</b>	<b>120</b>
	Regular Season	61	27	0	.718		88
	Pre-Season	13	12	0	.520		25
	Playoffs	4	3	0	.571		7

## MEDIA INFORMATION

**CREDENTIAL REQUESTS:** News media representatives who have not been issued season press credentials should request single game credentials in advance by writing to or calling Ken Valdiserri, Director of Public Relations, Halas Hall, 250 N. Washington Road, Lake Forest, IL 60045. (312) 295-6600. Credentials will be left at the WILL CALL window located near Gate "O" on the south end of the stadium. Will Call opens three hours before kickoff. Space is extremely limited in the Soldier Field Press Box. No guests are permitted and credentials are limited to working press only.

**PHOTOGRAPHERS:** Sideline credentials for field photographers are issued by the Bears Public Relations Department. Space limitations make it impossible to accredit free lance photographers who are not on specific assignment by a recognized sports or news publication. Sideline credentials must be reserved five days in advance of the game and can be picked up at Gate "O".

**PARKING:** A limited number of media parking is available at Soldier Field. Applications must be made in writing on newspaper, magazine, radio station, or television station letterhead to Ken Valdiserri.

**TELEPHONES:** The Bears cooperate with the Pro Football Writers Association telephone co-op system for copy transmission. Media outlets not participating in the PFWA system should make their own arrangements for dedicated phone service. To order phones in the Soldier Field Press Box call: Vito Sanchez at Illinois Bell (312) 750-2033. For instruments, contact John Windebank at AT&T (312) 326-0886.

**DRIVING DIRECTIONS TO SOLDIER FIELD FROM O'HARE AIRPORT:** Take Kennedy Expressway to Congress Street. Exit East to Columbus Drive. Go right (south) on Columbus until it feeds into Lake Shore Drive South. Soldier Field will be on left. Entrance to parking is at south end of field (Waldron Drive).

**DRIVING DIRECTIONS FROM SOLDIER FIELD TO O'HARE AIRPORT:** Take Lake Shore Drive South to I-55 (on right). Take I-55 to I-90/94 Exit North to Wisconsin. Follow I-90 and O'Hare signs to airport.

**DIRECTIONS OUT OF PRESS BOX AFTER GAME:** Take press box elevator to first level concourse inside stadium. Follow inside concourse to south end of stadium, to gate "O" and exit. All taxi cabs are instructed to pick up at gate "O".

**POST-GAME TRANSPORTATION:** Please advise Bears PR personnel as soon as possible should you require transportation following the game.

### BEAR PR PERSONNEL TELEPHONE NUMBERS

**Bear Office:** (312) 295-6600, ext. 219-221

**Bear Press Box:** (312) 461-9066

**Ken Valdiserri:** (312) 459-6323 (Home)

**Bryan Harlan:** (312) 975-8082 (Home)

**Bear Hotline:** (312) 295-6729

**Fans Hotline:** (312) 736-BEAR

### BEARS' ROAD HEADQUARTERS 1988

**SWEDEN:** Park Avenue 011-46-31-1765-20

**DALLAS COWBOYS:** Marriott Quorum, 14901 Dallas Parkway, Dallas, TX (75240) 214,661-2800.

**DETROIT LIONS:** Northfield Hilton, 5500 Crooks Road at I-75, Troy, MI (48098) 313,879-2100.

**GREEN BAY PACKERS:** Oneida Rodeway Inn, 2040 Airport Drive, Green Bay, WI (54303) 414,494-7300.

**INDIANAPOLIS COLTS:** Hilton at Circle, 31 West Ohio Street, Indianapolis, IN (46204) 317,635-2000.

**LOS ANGELES RAMS:** Anaheim Marriott, 700 West Convention Way, Anaheim, CA (92802) 714,750-8000.

**MINNESOTA VIKINGS:** Minneapolis Hilton Inn, 1330 Industrial Blvd., Minneapolis, MN (55413) 612,331-1900.

**NEW ENGLAND PATRIOTS:** Providence Marriott, Charles & Orms Streets, Providence, RI (02904) 401,272-2400.

**TAMPA BAY BUCCANEERS:** Bay Harbor Inn, 7700 Courtney Campbell Causeway, Tampa, FL (33607) 813,885-2541.

**WASHINGTON REDSKINS:** Crystal City Marriott, 1999 Jefferson Davis Highway, Arlington, VA (22202) 703,521-5500.



## BEARS ON RADIO

WGN (720 AM) is the flagship station for the Bears Radio Network which includes stations in 10 states coast to coast. Wayne Larrivee calls play-by-play with ex-NFL stars Jim Hart and Dick Butkus providing analysis. Sports Director Chuck Swirsky, along with Randy Minkoff and Hub Arkush anchor two hour pre-game and post-game segments.



### WAYNE LARRIVEE

The "voice of the Bears" is a veteran NFL broadcaster, having been the Kansas City Chiefs play-by-play man for eight years before joining WGN in 1985. Wayne has also broadcast University of Colorado basketball and University of Iowa football and currently works basketball and football games for the Big Ten Conference television network.

### DICK BUTKUS

Once a feared NFL linebacker, Dick is now a nationally known actor in addition to covering the Bears each week. Butkus played in eight Pro Bowls and is one of 21 Bears in the NFL Hall of Fame. An all-American at the University of Illinois, Dick was the Bears first round draft choice in 1965. He grew up in Chicago and currently lives in El Rancho Mirage, California.

### JIM HART

Jim Hart's outstanding NFL career spanned 19 seasons, the first 18 with the St. Louis Cardinals. He currently is third in NFL annals in pass completions (2,590), pass attempts (5,069) and passing yards (34,639) - trailing John Unitas and Fran Tarkenton in all three categories. Besides adding his football expertise to Bear broadcasts, Jim also co-owns three restaurants in St. Louis.

### SPANISH RADIO



LEON MARTINEZ  
and HECTOR A. MOLINA

For the second consecutive year, all Bears' games can be heard in Spanish on WOJO, FM 105, Radio Ambiente Live with Leon Martinez calling the play-by-play and analysis by Hector Armando Molina. WOJO, FM 105, Radio Ambiente is Chicago's first 24-hour Spanish radio station and has served the Hispanic community since 1968. It is the primary informational outlet for over 1.2 million Hispanics in the Chicago metropolitan area.

### NETWORK

<b>ARIZONA</b>	
KCKY	COOLIDGE
<b>IOWA</b>	
KLBA	ALBIA
KCPS	BURLINGTON
KCIM	CARROLL
KCRG	CEDAR RAPIDS
WOC	DAVENPORT
WHO	DES MOINES
KDTH	DUBUQUE
KEMB-FM	EMMETTSBURG
KOKX	KEOKUK
KOSG-FM	OSAGE
<b>ILLINOIS</b>	
WBYS	CANTON
WCIL	CARBONDALE
WDWS	CHAMPAIGN
WEIC	CHARLESTON
WDAN	DANVILLE
WDZ	DECATUR
WFRL	FREEPORT
WAKO-AM/FM	LAWRENCEVILLE
WGC	MENDOTA
WRAM	MONMOUTH
WCSJ-AM/FM	MORRIS
WMIX	MT VERNON
WMLA	NORMAL
WIRL	PEORIA
WALR/WSPV-FM	PLANO
WPOK/WJEZ-FM	PONTIAC
WZOE	PRINCETON
WGEI	QUINCY
WRHI-FM	ROCHELLE
WCYS	SPRINGFIELD
WSDR	STERLING
WIZZ	STREATOR
WRVI-FM	VIRDEN
WFRX-FM	WEST FRANKFORT
<b>INDIANA</b>	
WIFF	AUBURN
WEZR	FORT WAYNE
WCOE-FM	LA PORTE
WASK	LAFAYETTE
WBAT	MARION
WTCA/WNZE-FM	PLYMOUTH
WLQJ-FM	RENSSELAER
WSBT	SOUTH BEND
WKUZ-FM	WABASH
WRSW	WARSAW
<b>KENTUCKY</b>	
WSON	HENDERSON
WDXR	PADUCAH
<b>MICHIGAN</b>	
WLAV	GRAND RAPIDS
WJMS	IRONWOOD
WQSN	KALAMAZOO
WPBK	WHITEHALL
<b>NEBRASKA</b>	
KKAR	OMAHA
<b>NEVADA</b>	
KROL	LAS VEGAS
<b>WISCONSIN</b>	
WKPL-FM	PLATTEVILLE

## 1988 OPPONENTS

**BUFFALO BILLS:** Head Coach – Marv Levy, 3rd season (9-13). PR Director – Dave Senko. Home – Rich Stadium (80,290). 1987 Record – Won 7, Lost 8. Office Telephone – (716) 648-1800.

**DALLAS COWBOYS:** Head Coach – Tom Landry, 28th season (267-165-6). PR Director – Doug Todd. Home – Texas Stadium (63,855). 1987 Record – Won 7, Lost 8. Office Telephone – (214) 556-9900.

**DETROIT LIONS:** Head Coach – Darryl Rogers, 4th season (16-31). PR Director – Bill Keenist. Home – Pontiac Silverdome (80,638). 1987 Record – Won 4, Lost 11. Office Telephone – (313) 335-4131.

**GREEN BAY PACKERS:** Head Coach – Lindy Infante, 1st season. PR Director – Lee Rimmel. Home – Lambeau Field (56,926). 1987 Record – Won 5, Lost 9, Tied 1. Office Telephone – (414) 494-2351.

**INDIANAPOLIS COLTS:** Head Coach – Ron Meyer, 3rd season (12-6). PR Director – Craig Kelley. Home – Hoosier Dome (60,127). 1987 Record – Won 9, Lost 6. Office Telephone – (317) 297-2658.

**LOS ANGELES RAIDERS:** Head Coach – Mike Shanahan, 1st season. PR Director – Mike Ornstein. Home – Memorial Coliseum (92,516). 1987 Record – Won 5, Lost 10. Office Telephone – (213) 322-3451.

**LOS ANGELES RAMS:** Head Coach – John Robinson, 6th Season (48-37). PR Director – John Oswald. Home – Anaheim Stadium (69,007). 1987 Record – Won 6, Lost 9. Office Telephone – (714) 535-7267.

**MIAMI DOLPHINS:** Head Coach – Don Shula, 19th season (198-88-2). PR Director – Eddie White. Home – Joe Robbie Stadium (75,500). 1987 Record – Won 8, Lost 7. Office Telephone – (305) 576-1000.

**MINNESOTA VIKINGS:** Head Coach – Jerry Burns, 3rd season (17-14). PR Director – Merrill Swanson. Home – Hubert H. Humphrey Metrodome (62,000). 1987 Record – Won 8, Lost 7. Office Telephone – (612) 828-6500.

**NEW ENGLAND PATRIOTS:** Head Coach – Raymond Berry, 5th season (37-23). PR Director – Dave Wintergrass. Home – Sullivan Stadium (61,000). 1987 Record – Won 8, Lost 7. Office Telephone – (617) 543-7911.

**SAN FRANCISCO 49ERS:** Head Coach – Bill Walsh, 10th season (89-56-1). PR Director – Jerry Walker. Home – Candlestick Park (61,891). 1987 Record – Won 13, Lost 2. Office Telephone – (415) 365-3420.

**TAMPA BAY BUCCANEERS:** Head Coach – Ray Perkins, 2nd Season (5-10). Director – Rick Odioso. Home – Tampa Stadium (74,315). 1987 Record – Won 4, Lost 11. Office Telephone – (813) 870-2700.

**WASHINGTON REDSKINS:** Head Coach – Joe Gibbs, 8th season (82-33). PR Director – John Konoza. Home – R.F.K. Stadium (55,750). 1987 Record – Won 11, Lost 4. Office Telephone – (703) 471-9100.

## BEARS ON MONDAY NIGHT

Oct. 5, 1970	at Detroit	Lions 28, Bears 14
Nov. 29, 1971	at Miami	Dolphins 34, Bears 3
Oct. 23, 1972	at Chicago	Bears 13, Vikings 10
Nov. 12, 1973	at Kansas City	Chiefs 19, Bears 7
Oct. 21, 1974	at Chicago	Bears 10, Packers 9
Oct. 27, 1975	at Chicago	Vikings 13, Bears 9
Oct. 10, 1977	at Chicago	Bears 24, Rams 23
Sept. 25, 1978	at Chicago	Vikings 24, Bears 20
Oct. 16, 1978	at Denver	Broncos 16, Bears 7
Dec. 4, 1978	at San Diego	Chargers 40, Bears 7
Oct. 6, 1980	at Chicago	Bears 23, Bucs 0
Nov. 3, 1980	at Cleveland	Browns 27, Bears 21
Sept. 28, 1981	at Chicago	Rams 24, Bears 7
Oct. 19, 1981	at Pontiac	Lions 48, Bears 17
Dec. 3, 1984	at San Diego	Chargers 20, Bears 7
Oct. 21, 1985	at Chicago	Bears 23, Packers 7
Dec. 2, 1985	at Miami	Dolphins 38, Bears 24
Sept. 22, 1986	at Green Bay	Bears 25, Packers 12
Nov. 3, 1986	at Chicago	Rams 20, Bears 17
Dec. 15, 1986	at Pontiac	Bears 16, Lions 13
Sept. 14, 1987	at Chicago	Bears 34, Giants 19
Nov. 16, 1987	at Denver	Broncos 31, Bears 29
Dec. 14, 1987	at San Francisco	49ers 41, Bears 0

Record 8-15 Home 6-4 Road 2-11

# 1988 SCHEDULE

## PRE-SEASON

<b>August 6/Saturday</b>	<b>MIAMI DOLPHINS</b>	<b>6 P.M.</b>
August 14/Sunday	Minnesota Vikings in Gothenburg, Sweden	noon
August 22/Monday	@ Dallas Cowboys	7 P.M.
<b>August 26/Friday</b>	<b>L.A. RAIDERS</b>	<b>8 P.M.</b>

## REGULAR SEASON

<b>September 4/Sunday</b>	<b>MIAMI</b>	<b>noon</b>
September 11/Sunday	@ Indianapolis	noon
<b>September 18/Sunday</b>	<b>MINNESOTA</b>	<b>noon</b>
September 25/Sunday	@ Green Bay	noon
<b>October 2/Sunday</b>	<b>BUFFALO</b>	<b>noon</b>
October 9/Sunday	@ Detroit	noon
<b>October 16/Sunday</b>	<b>DALLAS</b>	<b>noon</b>
<b>October 24/Monday</b>	<b>SAN FRANCISCO</b>	<b>8 P.M.</b>
October 30/Sunday	@ New England	noon
<b>November 6/Sunday</b>	<b>TAMPA BAY</b>	<b>noon</b>
November 13/Sunday	@ Washington	noon
November 20/Sunday	@ Tampa Bay	noon
<b>November 27/Sunday</b>	<b>GREEN BAY</b>	<b>noon</b>
December 5/Monday	@ Los Angeles Rams	8 P.M.
<b>December 11/Sunday</b>	<b>DETROIT</b>	<b>noon</b>
December 19/Monday	@ Minnesota	8 P.M.


(Home games in bold caps. All start times are Central.)



Frito-Lay and the  
Chicago Bears  
team up for a  
better Chicago.

Frito-Lay Inc., maker of quality snacks, is donating \$100 per point scored by the Chicago Bears to Children's Memorial Hospital in the names of the Frito-Lay Unsung Hero of the Week/Year Award recipients.

*Challenge*  
for Children



DORITOS, FRITO-LAY'S, RUFFLES, O'GRADY'S, TOSTITOS, CHEE-TOS and FRITOS are registered trademarks of Frito-Lay, Inc., ©1985.